City of Corsicana

Final Budget

CORSICANA
TEXAS

Fiscal Year 2025
As of September 9, 2024

www.cityofcorsicana.com

Table of Contents

Cover Page as Required by Local Government Code Section 102.007 v

Summaries

Financial Overview 1
Organizational Chart 7
Principal City Officials 8
Combined Summary Statement 9
Chart - Budgeted Revenues and Expenditures by Fund Type 11

General Operating Fund 1000

Fund Balance Summary 13
Revenues 14
Chart: Budgeted Revenues and Expenditures 18
Chart: Sales Tax and Ad Valorem Tax History 19
Chart: Franchise/Gross Receipts Revenue Comparison 20
Expenditure Summary 21
Departmental Budgets:
Mayor and Council 22
Administration 23
Legal 24
Municipal Court 25
Human Resources 26
Civil Service 27
Tax 28
Finance 29
Police 30
Fire 32
Emergency Management 34
Inspections 35
Planning and Zoning 36
Animal Control 37
Animal Shelter 38
Health Services 39
Information Technology 40
Engineering 41
Street 42
Code Compliance 44
Parks and Recreation 45
Lakes and Grounds 47
Sr. Activity Center 49

General Operating Fund 1000, Continued

Departmental Budgets, Continued:
Swimming Pool 50
Library 51
K Wolens BIC 52
Service Center 53
Building Services 55

Table of Contents

Non-Departmental 57

Utility Operating Fund 5001
Fund Balance Summary 59
Revenues 60
Chart: Budgeted Revenues and Expenses 61
Departmental Budgets:
Sampling & Analysis 62
Overland Flow Wastewater Treatment Plant 64
Wastewater Reclamation Center 66
Lift Stations 68
Navarro Mills Water Treatment Plant 70
Lake Halbert Water Treatment Plant 72
Water Storage and Transmission 74
Utility System Maintenance 75
Utility Line Replacement 77
Utility Billing and Collections 79
Non-Departmental 81

Sanitation Operating Fund 5002
Fund Balance Summary 83
Revenues 84
Chart: Budgeted Revenues and Expenses 85
Departmental Budgets:
Landfill 86
Contract Collections 89
Bulk Solid Waste Pickup 90
Non-Departmental 92

Emergency Medical Services Operating Fund 5003
Fund Balance Summary 93
Revenues 94
Departmental Budgets:
Emergency Medical Services 95
Non-Departmental 97

Special Revenue Funds
Hotel/Motel Occupancy Fees Fund 2001 99
Airport Operating Fund 2002 106
Cemetery Fund 2003 111
Forfeiture Fund 2004 116
Parks and Recreation Special Revenue Fund 2005 118
Parks and Recreation Special Events Fund 2006 120
Library Special Revenue Fund 2008 122
Corsicana/Navarro County Economic Development Fund 2012 125
Police Special Revenue Fund 2014 128
Summer Recreation Program Fund 2016 129
Community Support Services Special Revenue Fund 2017 130
Fire Special Revenue Fund 2021 131

Table of Contents

Palace Theater Fund 2022 132
Police LEOSE Fund 2025 133
Sr. Activity Center Maintenance Fund 2029 134
Tax Increment Financing (TIF1) Infrastructure Fund 2030 135
Municipal Court Technology Fund 2031 136
Municipal Court Building Security Fees Fund 2032 137
Corsicana Crossing Maintenance Fund 2043 138
Court Fines/Rules of the Road Fund 2044 139
Court Fines/Judicial Efficiency Fund 2046 140
Court Fines/Child Safety Fund 2047 141
Athletic Complex Construction Fund 2062 142
Court - Local Truancy Prevention/Diversion - Fund 2087 143
Local Municipal Jury - Fund 2088 144
Convention and Visitors Bureau - Fund 2090 145
SH31 Business Park Infrastructure - Fund 2093 148
Animal Services Special Revenue - Fund 2094 149
380 Agreement Retained Funds - Fund 2095 150
Fire Station Renovation Fund 2096 151
Tax Increment Financing (TIF2) Infrastructure Fund 2097 152
Economic Development Recovery Fund 2098 153
Street Maintenance & Reconstruction Fund 2099 155

Construction and Capital Improvements Funds
2018 GO Bond Refunding and Improvements Fund 3043 - Governmental 157
2018 CO Bond Capital Improvements Fund 3044 - Governmental 158
2020 CO Bond Capital Improvements Fund 3048 - Governmental 159
2020 CO Bond Capital Improvements Fund 3049 - Governmental 160
2022 CO Bond Capital Improvements Fund 3056 - Governmental 161
2022 CO Bond Capital Improvements Fund 3057 - Governmental 162
2022 American Rescue Act Fund 8112 - Governmental 163

Debt Service Funds
Debt Service Listing - All Funds - Current Obligations 165
Debt Service Listing - All Funds - Total Obligations 166
Interest and Sinking Fund 4009 - Sanitation Fund 167
Interest and Redemption Fund 4011 169
Interest and Sinking Fund 4012 - Utility Fund 174
Utility Deposits Fund 7006 178
Landfill Closure Reserve Fund 7008 - Sanitation Fund 179

Personnel
Full Time Personnel Schedule Detail by Department 181
Summary of Full Time Personnel 187
Summary of Part Time Personnel 188
Salary Plan Summary 189
Salary Plan Detail 193
Monthly Incentive Pay 206

Table of Contents

Appendix

Resolution 4513 Establishing Tax Rate 207
Ad Valorem Tax Rate 208
TNT Tax Rate Calculation 209
Tax Increment Financing (TIF2) Zone Analysis 219
Tax Increment Financing (TIF3) Zone Analysis 220
Utility Fund Transfers to General Fund 221
Sanitation Fund Transfers to General Fund 222
Contracted Services 223

Summaries of Approved Capital and/or Non-Capital Assets or Projects

Capital Asset Purchase Requests 224
Ordinance 3178 to Adopt 2025 Budget 229
Ordinance 3179 to Ratify Property Tax Revenues in the 2025 Budget 232
Ordinance 3180 to Levy Ad Valorem Taxes for the 2025 Tax Year 233

F I N A N C I A L O V E R V I E W

This adopted budget accommodates City Council priorities, continues to provide the best services available to the citizens and maintains the City's fiscal integrity. This budget supports adequate public facilities and infrastructure, economic development, and environmental quality while maintaining the character of the community. All budget projections were made based on available revenues and financial policies.

Corsicana's 2023 Annual Budget resources total $69,477,896 with expenditures of $82,526,455 including transfers with the following highlights:

The ad valorem taxable value is $2,631,112,128, which is an increase over last year's total of $2,551,935,532. The tax rate will be raised to 0.4948 per $100 valuation. This represents a 9.32% increase in the tax rate. Of the total tax rate, $0.3469 will be dedicated to maintenance and operation of the General Fund compared to $0.3098 last year, and $0.1479 is dedicated to the Interest and Redemption (GO Debt Service) Fund, which is a increase of the rate last year, which was $0. 1428. The collection rate is assumed to be 100%, for a total of $13,018,743 ad valorem tax revenue, which is an increase from $11,543,891 last year.

Capital purchases in the amount of $2,095,725 will be will be paid with cash and $1,142,250, which will be financed using lease purchase. This represents a increased amount of investment in capital purchases for the 2025 budget year.

Council goals, presented during budget work sessions, were addressed as follows:

- Increase in employee compensation
- Maintain capital investment
- Increase street maintenance funding
- Maintain the level of Parks funding

These goals were accomplished.

GENERAL FUND 1000

The General Fund balance increased from $50,562 in 2003 to an audited fund balance of $8,001,762 on September 30, 2023, which is equal to 115 days of operating expenditures. The fund balance is expected to decrease in 2024 due to capital expenditures of approximately $2,000,000 funded in 2024. This would provide 68 days of operating expenses for 2024 which does not exceed the 90 days of expenditures target set by the Council in 2003. The City strives to increase the General Fund's fund balance every year. The fund balance for 2025 is expected to remain approximately the same due to a balanced budget.

REVENUES

The General Fund provides basic city services that are appropriately supported through tax revenues and user fees. These services include safety services such as police, fire, animal services, and inspections. Public services such as libraries, and parks and recreation are also supported by the General Fund. In addition, the General Fund provides the management services necessary to ensure that public funds are wisely and equitably distributed.

General Fund revenues account for approximately 36% of the City's total revenue. The adopted budget reflects anticipated revenues of $26,470,871 based on historical and economic trends, and then adjusted for known events. This is a increase from the 2024 Budget. Property tax, sales tax, franchise fees and transfers from enterprise funds make up the largest portion of the budget. Contributing to the increase over the prior year are the following:

- Increase in the tax rate;
- Increase in Other Revenue
- Increase in Intergovernmental Revenue

General Fund Ad Valorem (Property Taxes)

Property taxes are levied each October 1 on the assessed value as of the prior January 1 for all real and personal property located in Corsicana. Article 11, Section 5, of the State of Texas Constitution limits the City's ad valorem tax rate to $2.50 per $100. This year that rate will increase to 0.4948, well within the tax limit.

Sales Taxes

Sales Tax receipts are the result of a tax levy on the sale of goods and services within the City of Corsicana as authorized by the State of Texas. The maximum sales tax allowed in Corsicana is two cents per dollar on all goods and services deemed taxable. The City of Corsicana collects 1½ cents per dollar, and Navarro County collects the other available ½ cent per dollar to equal the maximum sales tax that can be collected by Corsicana. The one-cent General Fund sales tax is expected to generate $6,666,666 and the ½ cent additional sales tax for property tax relief is expected to generate $3,333,333. Receipts are projected to be slightly higher than the prior year projected year end. Sales tax is budgeted to be $10,000,000 or 41% of all General Fund revenues.

Sales Tax Distribution

City of Corsicana		
General Fund	1.00%	
Property Tax Reduction (General Fund)	0.50	
Total City of Corsicana		1.50%
Navarro County		0.50
State of Texas		6.25
Total Sales Tax Rate Charged Within the City of Corsicana		8.25%

Franchise and Other Gross Receipts Taxes

The City of Corsicana collects a franchise fee from utility companies operating within the city. Utility companies include gas, electric, cable, and municipal fees from telecommunications companies. Additionally, enterprise funds pay a franchise fee to the City General Fund in the amount of three percent of the enterprise fund's gross revenues. Currently, these include utility and sanitation services. This represents a fee for the use of city streets and rights-of-way. Total franchise fees for 2025 represent 13% of General Fund budgeted revenues.

Other Revenues

The General Fund collects fines and fees assessed by the library, municipal court, and inspections departments. Revenues for permits and licenses also generate revenues for the General Fund. Intergovernmental revenues include reimbursement from the Enterprise Funds to the General Fund for an allocated percentage of services provided and facilities used. Intergovernmental revenues also include the City's reimbursement from Navarro County for services provided to County residents. These services provided include fire and arson investigation services and animal shelter services.

EXPENDITURES

General Fund expenditures for 2025 are budgeted to be $26,469,548, which is an increase from the previous year's adopted budget. The most significant increase in expenditures is attributed to the increase cost of personnel and supplies. The budget covers all previously approved employee compensation packages, an increase in TMRS contributions from 16.03% to 16.33%, healthcare costs are expected to rise as well.

UTILITY FUND 5001

REVENUES

The Utility Fund 2025 budgeted revenues include an increase in fees. There is a rate increase in the volumetric cost of water. A water rate increase was approved by the Council in 2024 to recover funds spent on significant infrastructure repairs in 2023. The Fund is in a negative cash position which is not desirable. The rate increase should address this issue. The revenue budget for 2025 is $22,441,960.

EXPENSES

Expenses for 2025 are budgeted at $20,887,024. The consolidated cash is negative by more than $369,134 at the end of fiscal year 2023. Due to the uncertainty of the climate and the role it plays in water consumption and supply, aging system repairs and future capital projects that will be required the fund balance should be increased. The Utility Fund provides water to almost all

of Navarro County, and portions of Ellis County, Hill County and Limestone County. As such, long-term planning and funding is key to the continuity of water service to these customers in a very strict regulatory climate. This budget anticipates construction of a new water storage facility at the Lake Halbert Treatment Plant. Debt was issued in January 2022 and a portion to be funded Coronavirus Local Fiscal Recovery Funds.

SANITATION FUND 5002

The City of Corsicana contracts for residential garbage collection and owns and operates a landfill. Landfill fees include charges to private commercial haulers and includes contractual obligations with Republic Waste. Disposal fees represent charges for the disposal of refuse collected from Corsicana residents and local businesses. This fund also provides brush pickup to homes and cleanup programs around the City. There is no rate increase planned for 2025, except the cost for an extra cart and the rate for bulk brush pickup in excess of 5 yards. A new sector will be constructed in FY 2024, which provides a location for garbage placement for the next two years. In addition, a shingle collection facility will be constructed to allow for recycling at a nearby private facility. The landfill has an expected life of 78 plus years. The City has a very stable future for garbage disposal. The budgeted revenues are $7,384,050 and budgeted expenses are $7,396,876. The fund balance is estimated to be $2,388,951 at the close of FY 2024.

EMERGENCY MEDICAL SERVICES FUND 5003

This fund has historically accounted for revenues and expenditures for emergency ambulance service for the City of Corsicana and Navarro County. Over the last several years, the EMS Fund experienced a cash shortfall primarily due to additional personnel added to ensure adequate fire protection remained within the City and the volatility of the number of EMS runs resulting in billed revenue. The EMS Fund will operate with 3 full time personnel which will staff one ambulance during 2025. The remaining need for service will be covered by a contract with Allegiance Mobile Health.

MAJOR SPECIAL REVENUE FUNDS

Hotel/Motel Occupancy Fees Fund 2001

The Hotel/Motel Occupancy Fees Fund was established to account for a hotel/motel occupancy tax allowed by the State of Texas. This tax is levied on the rental rate for a hotel/motel room. Funds that are generated must be expended for items that qualify in accordance with state law such as the promotion of tourism for Corsicana, the arts, and historic preservation. Reduction in revenues due to the COVID-19 pandemic are returning to more normal levels.

Expenditures include: a) $399,650 to be transferred to the CVB Fund 2090 for tourism; b) a total of $20,500 in contributions to Navarro County Expo Center, Derrick Days, Pioneer Village gate fee reimbursements, Palace Theatre, and Freedom Field; $3,850 for Special City Events; c) $119,448

to operate and maintain the historic Pioneer Village; d) $150,978 to operate the Main Street program; e) $184,940 to operate the advertising/promotions program. The budget will continue to support the very popular lights downtown and the annual Christmas tree lighting ceremony.

Airport Fund 2002

The City owns a municipal airport for the convenience of the flying public. The City has operated the Airport as the Fixed Base Operator since April of 2019. This budget includes one full-time employee and one part-time employee to staff the airport and provide full FBO service. Budgeted revenues are $694,500 and budgeted expenses are $688,095.

Cemetery Fund 2003

The City operates three cemeteries. The balance of funds needed to operate and maintain the cemeteries are funded through a transfer from the General Fund. This year the amount is budgeted to be $250,000. Expenditures include funds for street/road maintenance through the cemeteries; mowing, trimming and repairs and upkeep for the appearance of the properties; and administrative services. Per the City's Code of Ordinances, all interment fees collected are held in an account specifically for cemetery street maintenance.

Corsicana/Navarro County Economic Development Fund 2012

This fund was established to account for economic development programs. Currently one employee is funded as the Economic Development Director. Half of the director's salary and office expenditure budget is funded by Navarro County. All other expenses are paid by the City. This budget reflects that the City will spend $262,042 in this fiscal year.

CONSTRUCTION AND CAPITAL PROJECTS

There are several capital projects currently in progress. These funds are used to finance infrastructure needs and other government services. For more details, please see the information located behind the Construction and Capital Improvements tab.

DEBT SERVICE FUNDS

Corsicana has issued various types of long-term debt for the construction and acquisition of capital facilities, infrastructure, and equipment. The City recognizes that debt issuance has an impact on future operating budgets. Various funding sources are outlined below:

- *General Obligation Bonds* are issued with voter authorization for facility and infrastructure projects.
- *Water and Sewer Revenue Bonds* provide funds for improvements to the water and sewer system and to refund prior water and sewer debt issues.

- *Certificates of Obligation* are issued for facility and infrastructure projects but do not require voter authorization and is not used for refunding.
- *Sales Tax Revenue Bonds* are primarily used to finance library, park, and economic development type projects.

Sanitation Interest and Sinking Fund 4009 (Debt Service)

The Sanitation Debt Service fund is used to accumulate the resources for and payment of principal and interest on bonds issued for improvements to the landfill. The revenue source is proceeds from sanitation customer user charges collected in the Sanitation Fund through a transfer to this fund. Current obligations, which include principal, interest and fees for this fiscal year, total $188,156.

Interest and Redemption Fund 4011 (GO Debt Service)

This fund accounts for the accumulation of resources for the payment of general long-term debt principal, interest, and related costs. The revenue source is principally ad valorem taxes levied by the City. Current obligations, which include principal, interest and fees for this fiscal year, total $3,554,776, which is down from $3,679,581 in 2024.

Utility Interest and Sinking Fund 4012 (Debt Service)

This fund is used to accumulate the resources for and payment of principal and interest on bonds issued for improvements to the water and sewer system. The revenue source is proceeds from water and sewer customer user charges collected in the Utilities Operating Fund through a transfer to this fund. Current obligations, which include principal, interest and fees for this fiscal year, total $3,524,060, which is up from $2,913,595 in 2024.

City of Corsicana
Organizational Chart
October 1, 2023

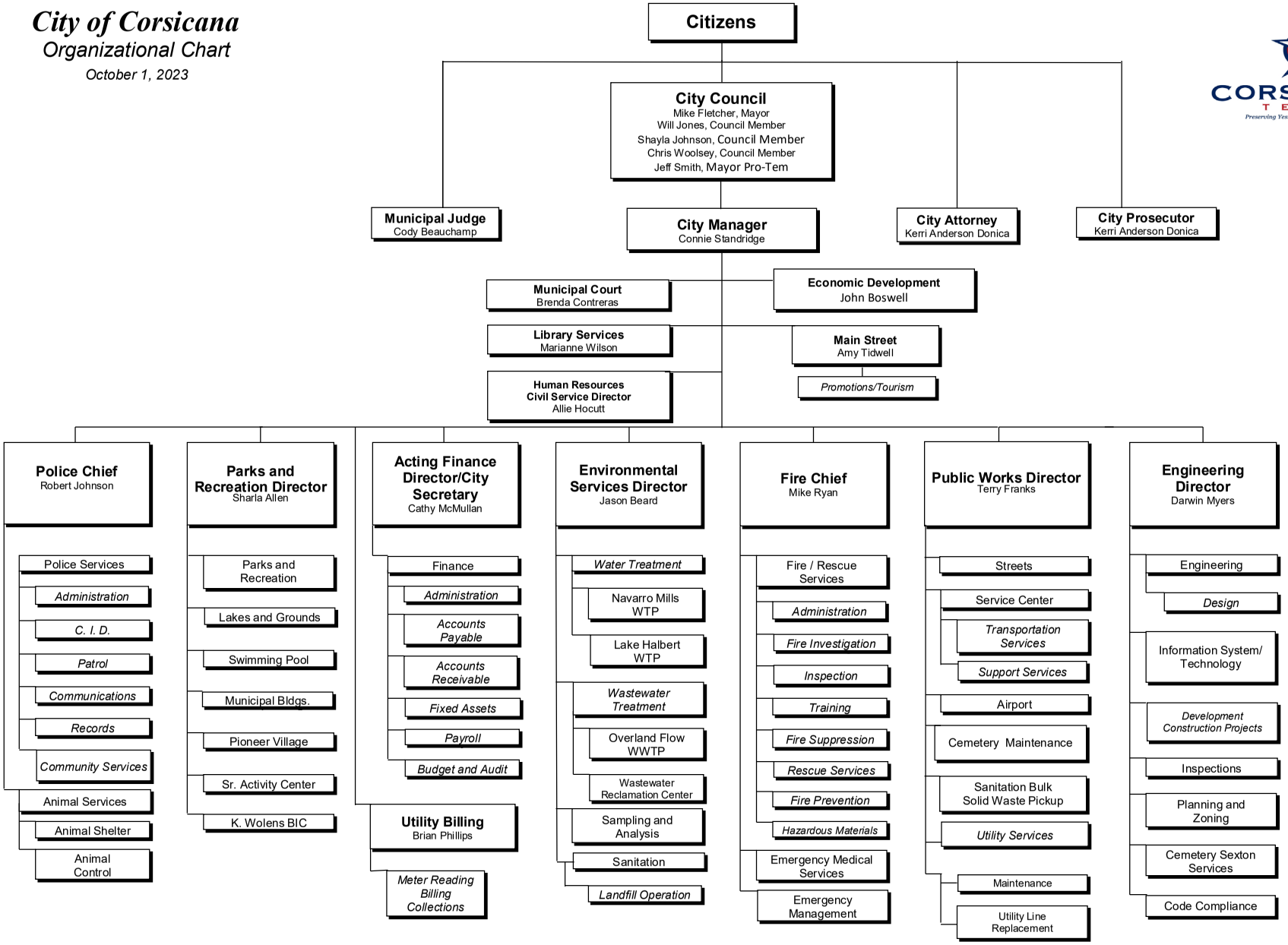

CORSICANA TEXAS
Preserving Yesterday. Building Tomorrow.

City of Corsicana

Principal City Officials

October 1, 2024

Elected Officials

Mayor **term expires May 2025*	Mike Fletcher
Council Member, Precinct 1 **term expires May 2026*	Will Jones
Council Member, Precinct 2 **term expires May 2026*	Shayla Johnson
Council Member, Precinct 3 **term expires May 2025*	Chris Woolsey
Mayor Pro Tem, Precinct 4 **term expires May 2025*	Jeff Smith
City Attorney **term expires May 2025*	Kerri Anderson Donica
Municipal Court Judge **term expires May 2025*	Cody Beauchamp

City Staff

City Manager	Connie Standridge
Director of Finance/City Secretary	Vacant
Economic Development Director	John Boswell
Police Chief	Robert Johnson
Fire Chief	Mike Ryan
Public Works Director	Terry Franks
Director of Environmental Services	Jason Beard
Engineering Director	Darwin Myers
Parks and Recreation Director	Sharla Allen
Library Director	Marianne Wilson
Human Resources Director	Allie Hocutt
Main Street Manager	Amy Tidwell
Utility Billing Manager	Brian Phillips

CITY OF CORSICANA

COMBINED SUMMARY STATEMENT

BY FUND TYPE

Fund Type and Name	2024 Estimated Balance	Total Revenues	Total Expenditures	2025 Estimated Balance
General Fund				
100 General Operating	$ 5,103,471	$ 26,470,871	$ 26,469,548	$ 5,104,794
	$ 5,103,471	**$ 26,470,871**	**$ 26,469,548**	**$ 5,104,794**
Special Revenue Funds				
201 Hotel/Motel	218,199	851,825	$ 901,881	$ 168,143
202 Airport Operating	174,889	694,500	688,095	$ 181,294
203 Cemetery	41,209	343,540	281,272	103,477
204 Forfeitures	106,289	33,500	22,300	117,489
205 Parks Special Revenue	335,034	157,200	105,300	386,934
206 Parks Special Events	3,603	3,850	3,850	3,603
208 Library Special Revenue	18,830	18,500	5,380	31,950
212 Economic Development	(53,783)	248,889	242,778	(47,672)
214 Police Special Revenue	7,725	8,400	7,500	8,625
216 Summer Recreation	453	10,000	10,000	453
217 Community Support Services	6,499	-	2,500	3,999
221 Fire Special Revenue	313	2,800	1,800	1,313
222 Palace Theatre	(10,982)	16,000	16,000	(10,982)
225 Police LEOSE Funds	2,761	3,000	3,000	2,761
229 Sr. Activity Ctr. Facility Mtc.	2,204	-	2,204	0
230 TIF	-	-	-	-
231 Court Technology	16,249	7,505	19,000	4,754
232 Court Building Security	86,863	10,700	13,500	84,063
243 Corsicana Crossing Maintenance	0	-	-	0
244 Court Fines/Rules of the Road Fund	59,686	63,050	92,400	30,336
246 Judicial Efficiency Fund	65,015	6,306	1,500	69,821
247 Child Safety Fund	1,253	3,000	2,500	1,753
262 Athletic Complex Construction Fund	68,849	15	-	68,864
287 Local Truancy Prevention Fund	23,288	1,500	-	24,788
288 Local Municipal Jury Fund	1,095	160	500	755
290 Convention and VBF	489,428	384,800	532,949	341,279
293 SH 31 Business Park Infrastructure	2,754,722	80,000	-	2,834,722
294 Animal Services Special Rev Fund	16,149	700	5,000	11,849
295 380 Agreement Retained Funds 296	4,498,670	150,000	-	4,648,670
Fire Station Renovation Fund	187,339	-	72,881	114,458
297 TIF Number 2	-	150,000	150,000	-
298 Economic Development Rcvry Fnd	605,105	58,000	60,000	603,105
299 Street Mtc & Reconstruction Fund	2,292,372	910,000	1,452,000	1,750,372
	$ 12,019,328	**$ 4,217,740**	**$ 4,696,090**	**$ 11,540,978**

CITY OF CORSICANA

COMBINED SUMMARY STATEMENT

BY FUND TYPE

Fund Type and Name	2024 Estimated Balance	Total Revenues	Total Expenditures	2025 Estimated Balance
Enterprise Funds				
501 Water/Sewer Operating	$ 184,218	$ 22,441,960	$ 20,887,024	$ 1,739,154
502 Sanitation Operating	2,388,951	7,384,050	7,396,876	2,376,125
503 EMS Operating * EWC	(414,569)	913,523	1,111,914	(612,960)
	$ 2,158,600	**$ 30,739,533**	**$ 29,395,814**	**$ 3,502,319**
Debt Service Funds, Service Funds				
409 Sanitation I & S (Sanitation D.S.)	$ 46,171	$ 189,573	$ 188,156	$ 47,588
411 G.O. Debt Svc. (General)	732,858	3,804,184	3,554,776	982,266
412 W/S I & S (Water/Sewer D.S.)	353,896	3,636,795	3,524,060	466,631
706 Utility Deposit Reserve Fund	939,238	100,000	-	1,039,238
708 Sanitation Landfill Closure Rrsrv	300,962	13,000	-	313,962
	$ 2,373,126	**$ 7,743,552**	**$ 7,266,992**	**$ 2,849,686**
Total All Budgeted City Funds (Excluding Capital Improvement Funds)	**$ 21,654,525**	**$ 69,171,696**	**$ 67,828,444**	**$ 22,997,777**
Capital Improvements & Construction Funds				
343 2018 GO Ref & Impr Bonds	673,302	11,200	684,502	(0)
344 2018 GO Ref & Impr Bonds	908,425	5,000	913,425	0
348 2020 Certificates of Obligation	700,953	15,000	715,953	-
349 2020 Certificates of Obligation	607,159	25,000	-	632,159
356 2022 Certificates of Obligation	8,167,878	150,000	6,000,000	2,317,878
357 2022 Certificates of Obligation	6,263,159	100,000	6,362,159	1,000
	$ 17,320,876	**$ 306,200**	**$ 14,676,039**	**$ 2,951,037**
Total All City Funds (Including Capital Improvement Funds)	**$ 38,975,401**	**$ 69,477,896**	**$ 82,504,483**	**$ 25,948,814**

City of Corsicana

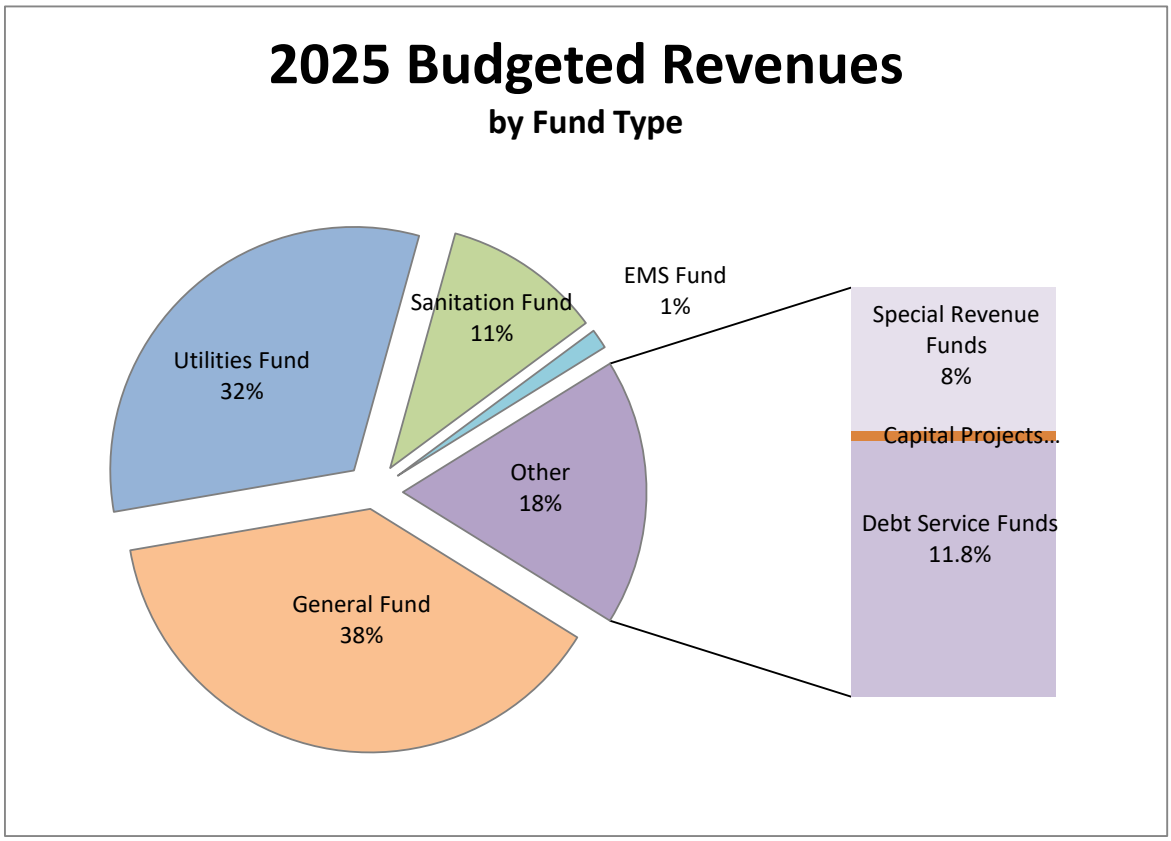

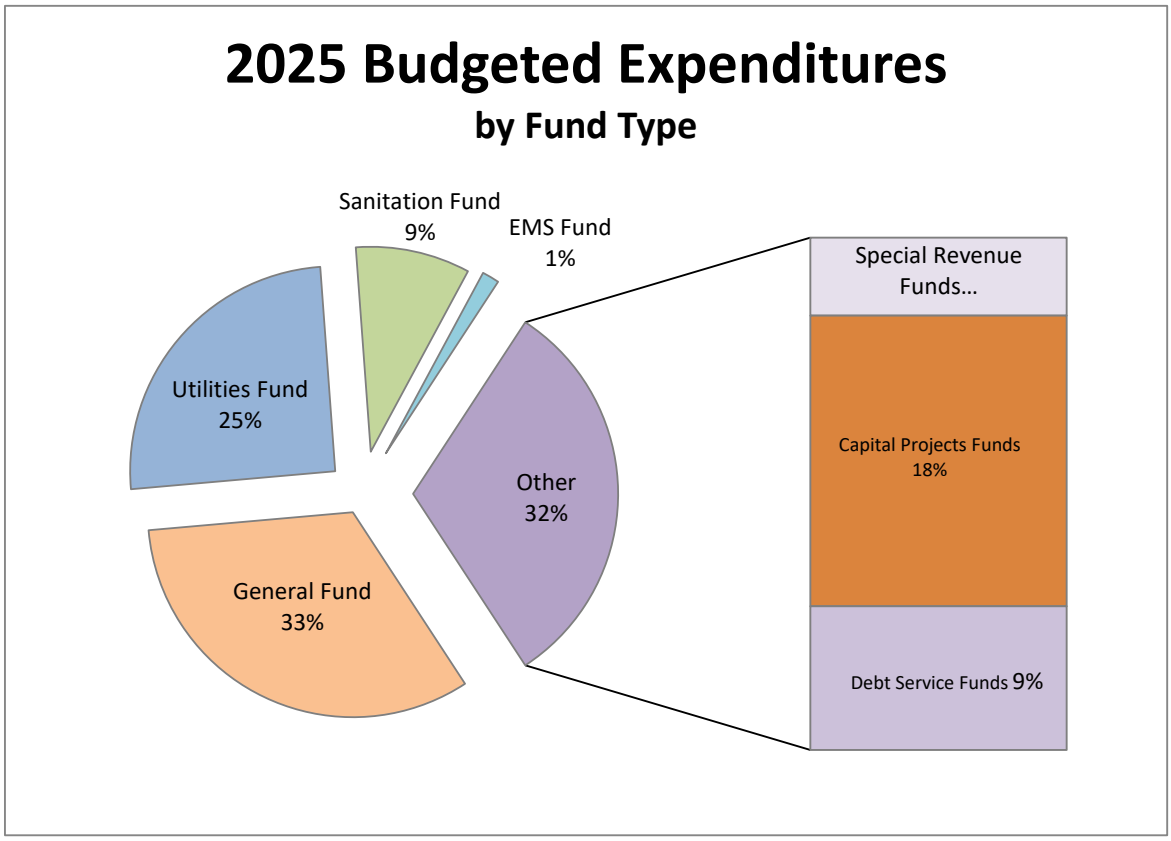

City of Corsicana

2025 Budgeted Revenues

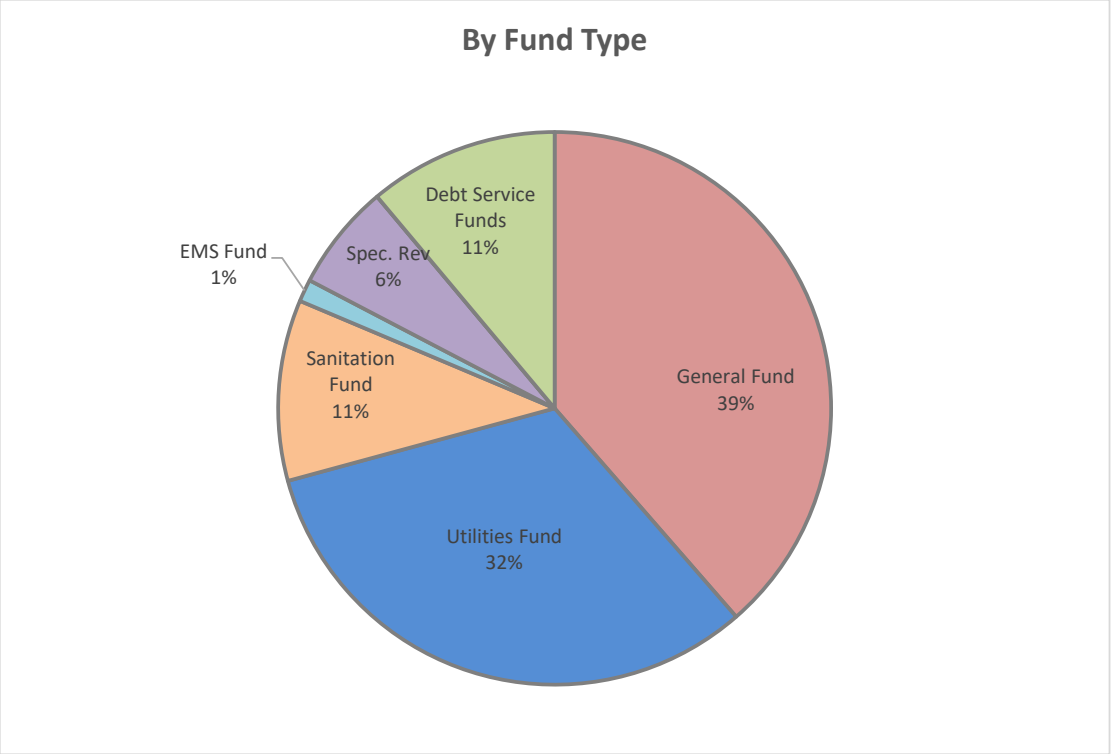

2025 Budgeted Expenditures

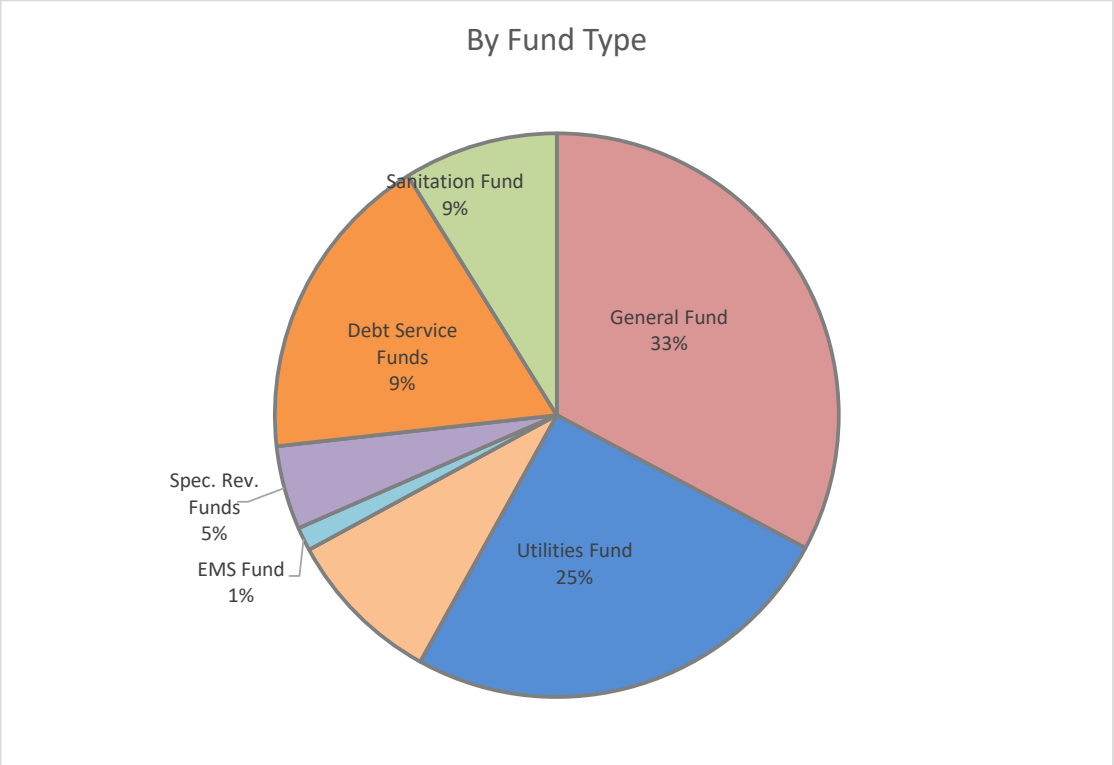

CITY OF CORSICANA

GENERAL OPERATING FUND (1000)

CHANGES IN FUND BALANCE

	ACTUAL 2023	AMENDED 2024	ESTIMATE 2024	PROPOSED 2025
Estimated Fund Balance 10/1	**$ 9,054,197**	**$ 8,004,618**	**$ 8,004,618**	**$ 5,103,471**
Revenue:				
Taxes	20,121,537	20,578,816	20,715,653	22,391,975
Licenses and Permits	215,451	246,975	274,475	292,675
Service Charges and Rents	175,339	191,350	283,950	286,950
Fines and Forfeitures	273,607	269,800	329,800	329,800
Other Revenue	675,892	644,386	859,286	909,686
Grants and Contribution Revenue	889,834	69,000	85,500	90,000
Intergovernmental Revenue	1,805,680	2,030,992	2,031,992	2,169,785
Total Revenue	***$ 24,157,340***	***$ 24,031,319***	***$ 24,580,656***	***$ 26,470,871***
Disbursements:				
General Government	1,515,629	1,621,504	1,661,645	1,904,889
Judicial	442,665	404,699	480,130	450,096
Public Safety	12,768,634	13,220,015	14,665,598	14,845,190
Community Support Services	333,290	547,560	607,313	650,833
Public Works	2,866,973	3,062,844	3,487,852	4,047,236
Leisure and Cultural	2,298,888	2,512,983	2,503,990	2,622,409
Building & Equipment Maintenance	563,998	747,049	705,070	777,634
Non-Departmental	4,416,841	1,473,980	3,370,205	1,171,261
Total Disbursements	***$ 25,206,919***	***$ 23,590,634***	***$ 27,481,803***	***$ 26,469,548***
Revenue Less Disbursements	**$ (1,049,579)**	**$ 440,685**	**$ (2,901,147)**	**$ 1,323**
Estimated Fund Balance 9/30	**$ 8,004,618**	**$ 8,445,303**	**$ 5,103,471**	**$ 5,104,794**
Operating Days of Fund Balance	115.91	130.67	67.78	70.39
Fund Balance Goal (90 Days Operating Days)	$ 6,215,405	$ 5,816,869	$ 6,776,335	$ 6,526,738
Amount Fund Balance Over (Under) Goal	$ 1,789,213	$ 2,628,434	$ (1,672,864)	$ (1,421,944)
Estimated Consolidated Cash	**$ 6,346,312**		**$ 6,287,772**	
	9/30/2023		***9/16/2024***	

General Operating funds are used to account for all financial resources except those required to be accounted for in another fund. They are used to account for most of the current operating expenditures of the governments and are made up of a greater number and variety of revenue sources than any other fund. The resources of the General Fund are largely expended and replenished on an annual basis. Basic municipal services such as City administration, police and fire protection, parks and recreation, and libraries are included in this fund.

REVENUES

1000-GENERAL OPERATING FUND

LINE ITEM DETAIL

ACCOUNT NUMBER	ACCOUNT DESCRIPTION	ACTUAL 2023	AMENDED 2024	**ESTIMATE 2024**	**PROPOSED 2025**
TAXES					
41010	PROPERTY TAX-CURRENT	6,661,118	7,842,163	7,600,000	9,056,011
41160	PROPERTY TAX-DELINQUENT	23,737	100,000	175,000	120,000
41190	PROPERTY TAX-REFUNDS	-	-	-	-
41191	PROPERTY TAX-REFUNDS	-	-	-	-
41195	PROPERTY TAX-SIT/VIT OVERAGE	18,232	20,000	25,000	25,000
41610	PROERTY SALES REV IN LIEU OF TAXES	-	-	-	-
41615	PROPERTY TAX-EXCESS FUNDS FR CNTY	24,363	1,500	1,500	2,500
41460	PROPERTY TAX-60 DAY ACCRUAL	24,978	-	-	-
42011	TIF #1 DIST TAXES-CITY-PR YEAR	-	-	-	-
42010	TIF #1 DISTRICT TAXES	-	-	-	-
42012	TIF # 2 DISTRICT TAXES	(22,250)	(53,848)	(53,848)	(71,317)
42210	SALES TAX REVENUE	10,226,080	9,600,000	9,800,000	10,000,000
42370	FRANCHISE-NATURAL GAS	489,841	400,000	415,000	420,000
42410	FRANCHISE-ELECTRIC	1,458,251	1,420,000	1,500,000	1,500,000
42450	FRANCHISE-TELEPHONE	74,101	40,000	74,000	40,000
42490	FRANCHISE-CABLE TV	27,963	60,000	30,000	60,000
42570	GROSS RCPTS TAX-UTILITY FUND	580,551	597,479	597,479	673,259
42610	GROSS RCPTS TAX-SANITATION FUND	186,658	191,522	191,522	206,522
42620	GROSS RCPTS TAX-EMS FUND	-	-	-	-
42690	FRANCHISE-COMM SLD WASTE	275,000	300,000	300,000	300,000
42850	ALCOHOLIC BEVERAGE TAX	72,914	60,000	60,000	60,000
	TOTAL TAXES	20,121,537	20,578,816	20,715,653	22,391,975
LICENSES & PERMITS					
43010	ELECTRICIAN REGISTRATIONS	305	-	-	-
43015	SIGN CONTRACTOR REGISTRATIONS	1,870	1,500	1,500	1,500
43025	BUILDER REGISTRATIONS	22,545	23,000	23,000	23,000
43030	DEMO CONTRACTOR REGISTRATIONS	220	250	250	250
43035	IRRIGATION CONTRACTOR REGISTRATIONS	440	600	600	600
43040	PLUMBERS REGISTRATIONS	-	1,500	-	1,500
43055	MECHANICAL/HVAC REGISTRATIONS	110	1,500	1,500	1,500
43070	ELECTRICAL PERMITS	34,022	30,000	35,000	35,000
43085	BUILDING PERMITS	87,093	110,000	120,000	130,000
43100	PLUMBING PERMITS	9,286	14,000	14,000	14,000
43115	MECHANICAL PERMITS	4,941	7,000	12,000	14,000
43120	IRRIGATION SYSTEM PERMITS	2,584	1,500	3,000	1,500
43130	FENCE PERMITS	1,803	2,000	2,000	2,000
43135	FILMING PERMITS	-	-	-	500
43145	CERTIFICATE OF OCCUPANCY	11,065	10,000	10,000	15,000
43190	CURB & GUTTER & OTHER PERMITS	810	800	800	800
43220	OTHER PERMITS	680	1,000	1,000	1,000
43235	WRECKER PERMITS	1,800	3,500	3,500	3,500
43250	GARAGE SALE PERMITS	7,280	7,500	7,500	7,500
43265	TAXI PERMITS	-	-	-	-
43280	SOLICITOR PERMITS	100	500	500	500
43295	SIGN PERMITS	6,399	5,000	5,000	5,000
43310	TEMPORARY SIGN PERMITS	210	200	200	200
43325	BURGLAR ALARM PERMITS	7,020	10,000	10,000	10,000
43340	CIRCUS/CARNIVAL PERMITS	-	225	225	225

REVENUES

1000-GENERAL OPERATING FUND

LINE ITEM DETAIL

ACCOUNT NUMBER	ACCOUNT DESCRIPTION	ACTUAL 2023	AMENDED 2024	**ESTIMATE 2024**	**PROPOSED 2025**
43355	OIL/GAS WELLS	-	-	-	-
43400	FIRE SUPPRESSION SYS PERMITS	1,875	2,500	10,000	10,000
43490	HOUSE DEMOLITION PERMIT FEES	1,480	1,500	1,500	1,500
43630	HISTORIC LANDMARK APP	-	-	-	200
43505	ANIMAL LICENSES	1,103	1,000	1,000	1,500
43535	WINE/BEER OFF PREMISE	1,298	1,900	1,900	1,900
43536	WINE/BEER ON PREMISE	2,138	2,000	2,000	2,000
43550	MIXED BEV W/FOOD & BEV CERTIFICATE	6,975	6,500	6,500	6,500
	TOTAL LICENSES & PERMITS	215,451	246,975	274,475	292,675
SERVICE CHARGES & RENTS					
43640	PLAT APPLICATIONS	2,715	3,000	15,000	15,000
43670	RE-ZONING APP	1,890	2,500	10,000	10,000
43685	SITE PLAN APP	-	-	2,500	2,500
43700	SPECIAL USE APP - PRIVATE CLUB	-	-	2,500	2,500
43720	FIRE HAZMAT SERVICE FEE	-	-	500	500
43715	VARIANCE APP	1,575	3,000	6,000	6,000
43745	DANCE HALLS/SOCIAL CLUBS	55	200	200	200
43805	FOSTER CARE INSPECTION FEE	50	150	150	150
45300	CONCESSION STAND-SWIM POOL	2,000	2,000	-	-
45390	SWIMMING POOL ENTRANCE FEES	23,220	25,000	30,000	30,000
45400	SWIMMING POOL-PARTIES	8,950	11,000	12,000	12,000
45425	LIBRARY CARD FEES	164	700	700	700
45440	RNTL/USER REV-BLDG LEASES	58,342	62,000	80,000	80,000
45460	RENTAL/USER REC	39,092	45,000	45,000	45,000
45465	RENTAL/USER REC-ATHLETIC CMPLX	19,300	17,000	20,000	20,000
45560	RNTL/USER REV-TROLLEY RENTAL	457	1,000	1,000	1,000
45670	OIL & GAS ROYALITIES	1,740	2,000	2,000	5,000
45690	LAND LEASE-AGRICULTURAL	2,155	2,500	2,500	2,500
45860	SIGN LEASING	2,834	3,500	3,500	3,500
45682	LAND LEASE E 5TH	10,800	10,800	50,400	50,400
	TOTAL SERVICE CHARGES & RENTS	175,339	191,350	283,950	286,950
FINES & FORFEITURES					
41760	AD VAL TAX PENALTY & INT	114,247	110,000	150,000	150,000
43835	LATE PENALTY FOR A/R ACCOUNTS	-	300	300	300
43865	LIBRARY FINES	4,187	5,000	5,000	5,000
43880	FALSE ALARM FINES	1,350	3,000	3,000	3,000
44010	MUNICIPAL COURT FINES	153,576	150,000	170,000	170,000
44260	WARRANT FEES-CITY	247	1,500	1,500	1,500
	TOTAL FINES & FORFEITURES	273,607	269,800	329,800	329,800
OTHER REVENUE					
43495	STREET CLOSURE FEES	479	500	500	500
43895	ANIMAL IMPOUNDING FEES	2,615	3,000	6,000	6,000
43910	ANIMAL ADOPTION FEES	8,178	9,000	9,000	9,000
44760	CRIMINAL HISTORY	225	600	600	600
45830	FILING FEES- LIENS	394	1,500	1,500	1,500
45840	COPY REPRODUCTION REVENUE	8,594	7,500	7,500	7,500
45850	FINGERPRINTS & COPIES	570	1,000	1,000	1,000
45790	P&Z ORDINANCES, MAPS ETC.	-	100	5,500	5,500

REVENUES

1000-GENERAL OPERATING FUND

LINE ITEM DETAIL

ACCOUNT NUMBER	ACCOUNT DESCRIPTION	ACTUAL 2023	AMENDED 2024	**ESTIMATE 2024**	**PROPOSED 2025**
45930	LIEN-PAVING	4,806	5,000	5,000	5,000
45940	LIEN-MOWING	35,999	40,000	50,000	50,000
45950	LIEN-OTHER	15,963	20,000	40,000	40,000
45970	LIEN-DEMOLITION	4,900	10,000	25,000	25,000
46160	INTEREST INCOME-INVESTMENTS	302,396	250,000	300,000	350,000
46165	INTEREST INCOME-OTHER	9,014	10,000	10,000	10,000
48550	REIMBURSEMENT FRM EMPLOYEES	-	-	-	-
48560	WORKERS COMP REIMBURSEMENT FRM EMP	-	-	-	-
48555	MISC REIMB/RECOVERIES/REFUNDS	11,033	15,000	70,000	70,000
49030	INFILL HOUSING PROJECT	-	-	-	-
49020	ELECTRONIC PMT PROCESSING FEE	87,749	90,986	90,986	90,986
49040	CREDIT/DEBIT CARD PROCESSING FEE	51,969	50,000	65,000	65,000
49060	MISC INCOME	44,739	45,000	45,000	45,000
49070	RETURNED CHECK FEES	-	100	100	500
49075	RESTITUTION FR CNTY-CRIM MISC	257	500	500	500
49080	PROCEEDS-SALE/SALVAGE/AUCTION	22,076	40,000	40,000	40,000
49110	WISHING FOUNTAIN - GOV'T BLDG	100	100	100	100
49120	RECYLING-SCRAP METAL, ETC	299	1,000	1,000	1,000
49130	RECYCLING-OTHER	-	-	-	-
49140	VENDING MACHINE INCOME	-	-	-	-
49160	MOWING INCOME	2,958	3,000	25,000	25,000
49190	TXU/ONCOR AGRMNT/SETTLEMENT	-	-	-	-
49200	OTHER ANIMAL SHELTER REV	895	6,500	6,500	6,500
49230	PR YR REF/REC :REFUNDS	-	-	-	-
49240	PR YR REF/REC :RECOVERIES	-	-	-	-
49345	TML HEALTH INS RENEWAL CREDIT	3,082	-	-	-
49260	PR YR REF/REC : TML REFUND	-	-	9,000	9,000
49300	INSURANCE REFUND-OTHER	8,728	10,000	10,000	10,000
49310	INSURANCE REFUND-PARKS	588	-	500	500
49320	INSURANCE REFUND-POLICE	33,530	20,000	30,000	30,000
49330	INSURANCE REFUND-FIRE	13,758	4,000	4,000	4,000
49341	INSURANCE REFUND-IT	-	-	-	-
	TOTAL OTHER REVENUE	675,892	644,386	859,286	909,686
GRANTS, CONTRIBUTION AND DEBT PROCEEDS					
49075	RESTITUTION	257	500	500	
49085	PROCEEDS - SALE OF PROPERTY	28,349	20,000	20,000	20,000
49065	PROCEEDS - ROW PURCHASES		10,000	10,000	10,000
49410	COLLECTION FEES/COURT QTRLY	12,532	12,000	15,000	15,000
49420	OTHER INCOME	(0)	9,000	15,000	20,000
49540	INTERGOV REV-HOUSING AUTHORITY	16,479	17,000	25,000	25,000
49619	GRANT REV - LIB ERATE	500	500	-	-
	TOTAL GRANTS, CONTRIBUTION AND DEBT PROCEEDS	889,834	69,000	85,500	90,000
INTERGOVERNMENTAL REVENUE					
48535	REIMBURSEMENT-UTIL OPER FUND	1,166,844	1,391,675	1,391,675	1,308,758
48540	REIMBURSEMENT-SANITATION FUND	506,862	577,809	577,809	777,083
48545	REIMBURSEMENT-EMS FUND	-	-	-	-
49430	OTHER FINANCING SOURCE	59,151	-	-	
49790	FIRE SVCS CONTRACT FR CNTY	20,900	20,000	21,000	21,000

REVENUES

1000-GENERAL OPERATING FUND

LINE ITEM DETAIL

ACCOUNT NUMBER	ACCOUNT DESCRIPTION	ACTUAL 2023	AMENDED 2024	**ESTIMATE 2024**	**PROPOSED 2025**
49810	ANIMAL SHELTER CONTRACT FR CNTY	51,923	41,508	41,508	62,944
	TOTAL INTERGOVERNMENTAL REV	1,805,680	2,030,992	2,031,992	2,169,785
FUND 100 TOTAL REVENUES		24,157,340	24,031,319	24,580,656	26,470,871

City of Corsicana
General Fund Budgeted Revenues - 2025

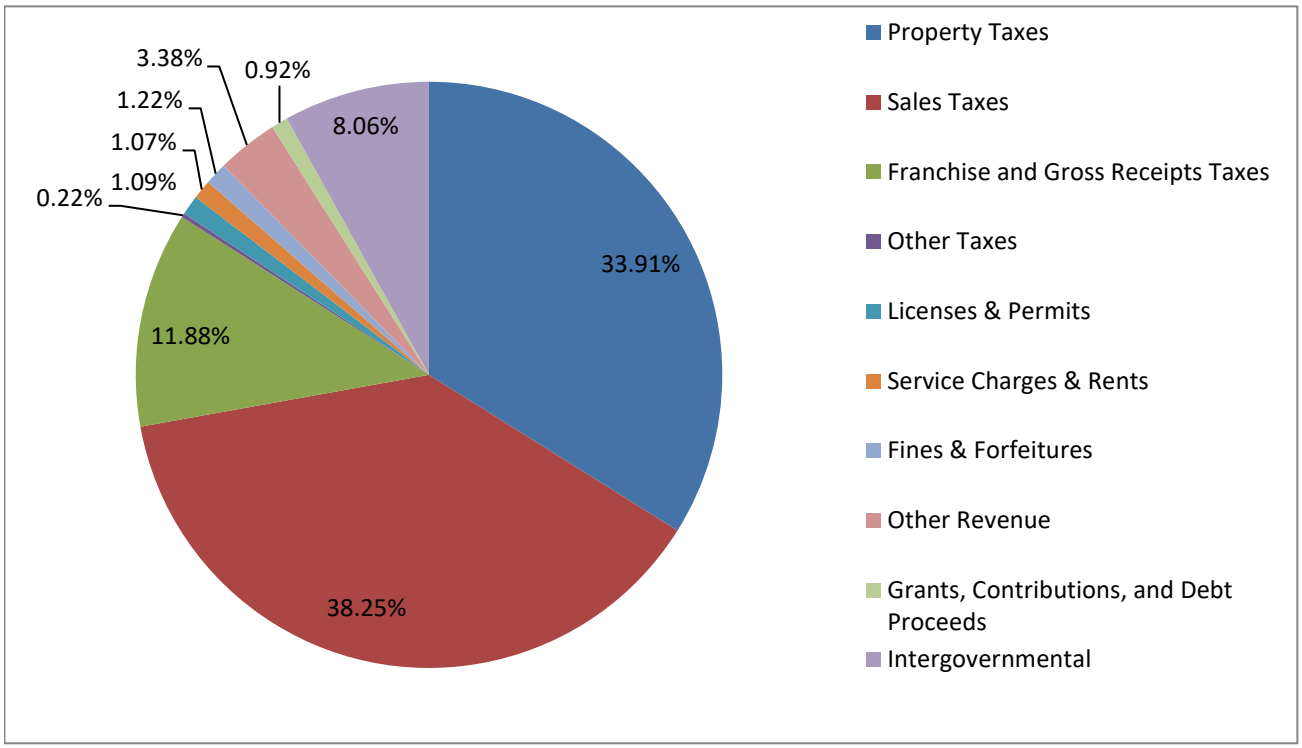

General Fund Budgeted Expenditures - 2025

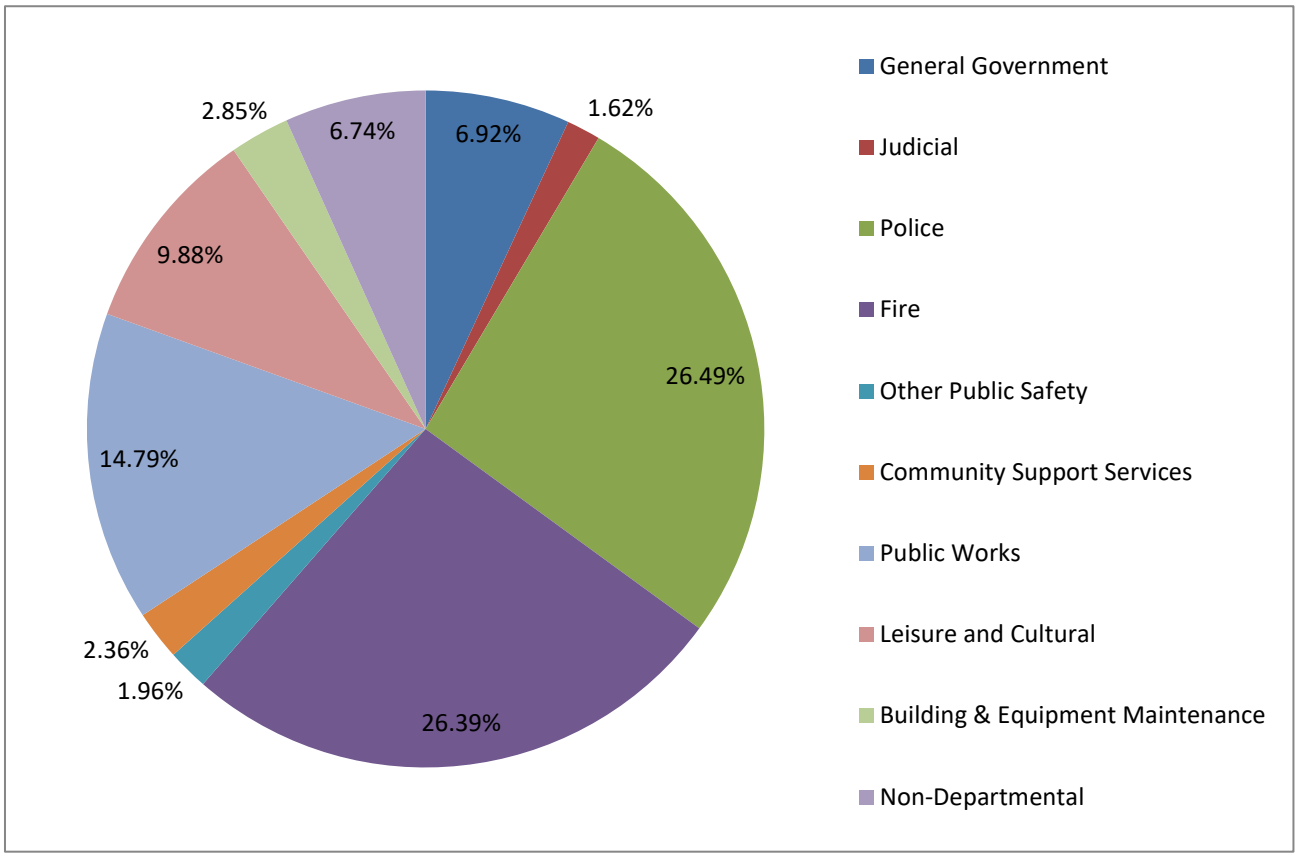

CITY OF CORSICANA

Sales Tax History

Year		Sales Tax Revenues
2009		5,034,621
2010		4,996,997
2011		5,195,660
2012		5,522,784
2013		5,789,582
2014		6,019,571
2015		6,163,208
2016		6,359,457
2017		6,497,484
2018		6,456,406
2019		7,037,188
2020		7,224,247
2021		8,413,802
2022		9,424,980
2023		10,226,080
2024	*	9,800,000
2025	^	$ 10,300,000

* Projected Ending Balance
^ Budget

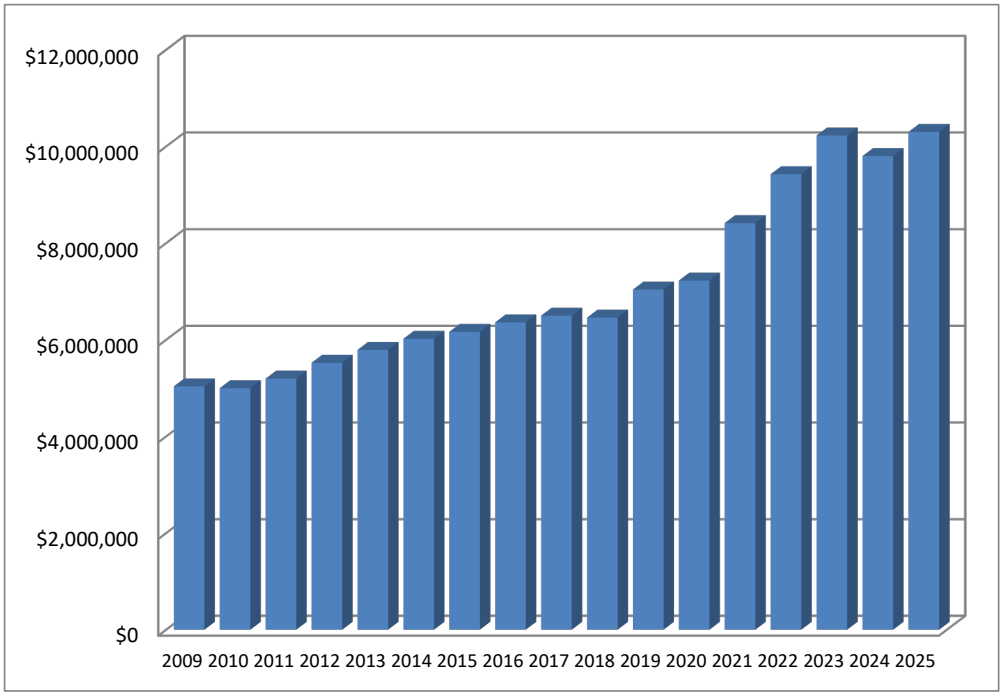

Ad Valorem Tax History - General Fund - Current

Year		Ad Valorem Revenues
2009		5,642,663
2010		5,870,620
2011		6,158,570
2012		6,200,901
2013		6,074,512
2014		5,549,551
2015		5,873,805
2016		5,744,400
2017		5,611,800
2018		6,221,751
2019		6,214,298
2020		6,678,884
2021		7,218,870
2022		7,600,000
2023		6,661,118
2024	*	7,600,000
2025	^	9,056,011

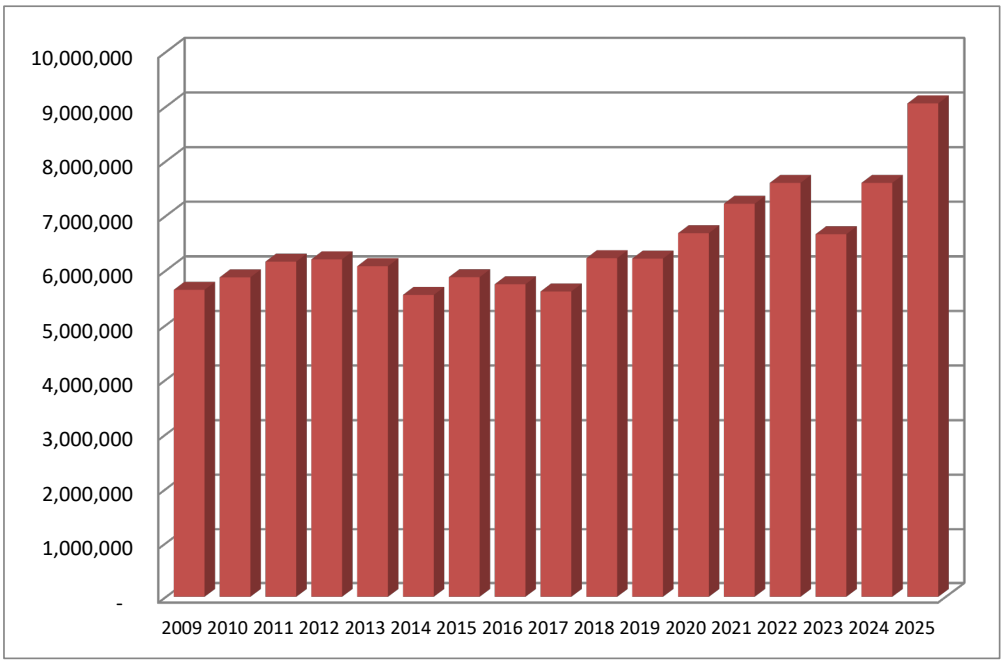

* Projected Ending Balance
^ Budget

City of Corsicana

Franchise/Gross Receipts Revenue Comparison

Fiscal Years 2014-2025

Type of Franchise Tax	2014 Actual	2015 Actual	2016 Actual	2017 Actual	2018 Actual	2019 Actual	2020 Actual	2021 Actual	2022 Actual	2023 Actual	2024 Estimated	2025 Proposed
Natural Gas	$ 296,134	$ 360,926	$ 360,926	272,286	268,874	315,900	273,912	270,364	369,962	489,841	415,000	420,000
Electricity	1,232,042	1,216,846	1,216,846	1,212,628	1,306,639	1,360,820	1,312,997	1,326,807	1,444,359	1,458,251	1,500,000	1,500,000
Telephone	72,803	98,750	98,750	96,500	92,441	79,492	70,819	59,528	51,074	27,963	40,000	40,000
Cable TV	118,130	124,238	124,238	98,553	100,172	102,612	88,623	70,748	65,031	60,000	60,000	60,000
Gross Receipts-Utility Fund	485,350	550,990	550,990	488,870	497,238	512,828	521,123	528,709	593,267	580,551	597,479	673,259
Gross Receipts-Sanitation Fund	109,311	108,638	108,638	122,858	131,406	125,023	132,810	150,485	178,905	186,658	191,522	206,522
Commercial Solid Waste	302,614	323,624	323,624	376,875	382,537	396,348	300,000	300,175	300,000	275,000	300,000	300,000
TOTAL	$ 2,616,383	$ 2,784,010	$ 2,784,010	$ 2,668,570	$ 2,779,307	$ 2,893,023	$ 2,700,284	$ 2,706,816	$ 3,002,600	$ 3,078,264	$ 3,104,001	$ 3,199,781

*Gross receipts taxes (franchise fees) are collected from public utilities for the privilege of providing services within the City's limits. These fees represent about 15% of the General Fund budgeted revenues.

* Gas payments are equal to 4% of the gross receipts and are paid to the City in an annual payment received by March 31st.

* Electric companies make quarterly payments for electric fees, which are based on the kilowatt hours provided to customers within the City of Corsicana.

* Telephone companies make payments based on a fee per number of access lines. These payments are received from numerous companies and are received quarterly, with the exception of a few small companies that pay monthly.

*Revenue from the cable company is 6% of gross receipts which is remitted quarterly.

* Commercial solid waste franchise fees are equal to 10% of their gross receipts of operations within the City's limits. This is received monthly.

* Utility and Sanitation fees are determined by city policy. The current rate is 3% of gross receipts collected. This amount is transferred monthly.

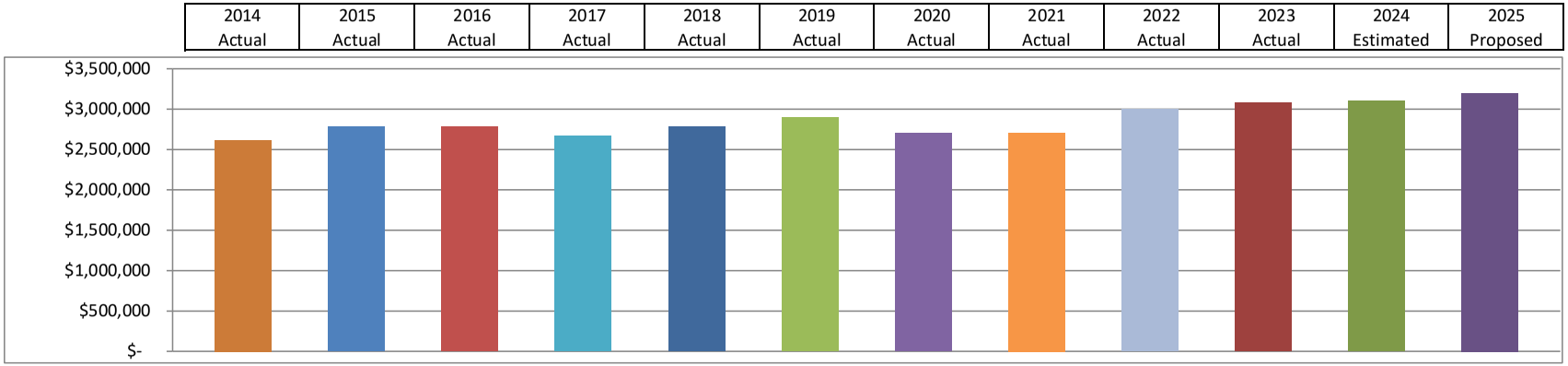

GENERAL FUND 1000
EXPENDITURE SUMMARY BY DEPARTMENT AND DIVISION

EXPENDITURE SUMMARY

DEPT NUMBER		DEPARTMENT	ACTUAL 2023	AMENDED 2024	ESTIMATE 2024	PROPOSED 2025
GENERAL GOVERNMENT - 1						
010	1010	MAYOR/COUNCIL	29,353	29,703	28,813	31,700
020	1020	ADMINISTRATION	403,757	411,883	395,253	504,922
050	1050	HUMAN RESOURCES	134,144	149,480	150,407	164,538
060	1060	CIVIL SERVICE	101,214	89,581	93,490	99,574
070	1070	TAX	196,309	202,600	237,500	256,500
080	1080	FINANCE	595,853	678,257	696,182	787,655
220	1220	HEALTH SERVICES	55,000	60,000	60,000	60,000
		TOTAL GENERAL GOVERNMENT	1,515,629	1,621,504	1,661,645	1,904,889
JUDICIAL - 2						
030	1030	LEGAL	160,715	113,887	177,563	148,144
040	1040	MUNICIPAL COURT	281,950	290,812	302,567	301,952
		TOTAL JUDICIAL	442,665	404,699	480,130	450,096
PUBLIC SAFETY - 3						
110	1110	POLICE	6,160,617	6,692,665	7,123,496	7,507,542
120	1120	FIRE	6,171,931	6,106,260	7,096,321	6,799,396
130	1130	EMERGENCY MANAGEMENT	22,660	25,500	25,500	25,500
210	1210	ANIMAL CONTROL	103,714	188,049	176,052	196,546
215	1215	ANIMAL SHELTER	309,712	207,541	244,230	316,206
		TOTAL PUBLIC SAFETY	12,768,634	13,220,015	14,665,598	14,845,190
COMMUNITY SUPPORT SERVICES - 4						
140	1140	INSPECTION	81,220	241,288	187,825	280,277
150	1150	PLANNING AND ZONING	48,707	81,991	159,907	79,035
350	1350	CODE COMPLIANCE	203,364	224,281	259,581	291,521
		TOTAL COMMUNITY SUPPORT SERVICES	333,290	547,560	607,313	650,833
PUBLIC WORKS - 5						
310	1310	INFORMATION TECHNOLOGY	290,623	558,188	650,898	441,736
320	1320	ENGINEERING	380,946	495,130	427,428	509,690
330	1330	STREETS	2,195,404	2,009,526	2,409,526	3,095,810
		TOTAL PUBLIC WORKS	2,866,973	3,062,844	3,487,852	4,047,236
LEISURE AND CULTURAL - 6						
410	1410	PARKS AND RECREATION	1,391,655	1,487,118	1,552,430	1,488,639
420	1420	LAKES AND GROUNDS	140,418	147,322	170,991	212,670
430	1430	SR ACTIVITY CENTER	137,210	167,310	144,545	162,857
450	1450	SWIMMING POOL	131,420	166,292	190,238	204,642
460	1460	LIBRARY	498,185	544,941	445,786	553,601
		TOTAL LEISURE AND CULTURAL	2,298,888	2,512,983	2,503,990	2,622,409
BUILDING/EQUIPMENT MAINTENANCE - 7						
510	1510	K WOLENS BIC	67,722	61,625	64,625	62,750
530	1530	SERVICE CENTER	208,510	321,706	272,400	370,451
540	1540	MUNICIPAL BUILDINGS	287,766	363,718	368,045	344,433
		TOTAL BUILDING/EQUIPMENT MAINTENANCE	563,998	747,049	705,070	777,634
NON-DEPARTMENTAL - 8						
910	9910	NON-DEPARTMENTAL	4,416,841	1,473,980	3,370,205	1,171,261
	9910	*TOTAL NON-DEPARTMENTAL*	4,416,841	1,473,980	3,370,205	1,171,261
			25,206,919	23,590,634	27,481,803	26,469,548

1000-1-1010 MAYOR AND COUNCIL

GENERAL GOVERNMENT DIVISION

LINE ITEM DETAIL

ACCOUNT NUMBER	ACCOUNT DESCRIPTION	ACTUAL 2023	AMENDED 2024	ESTIMATE 2024	PROPOSED 2025
PERSONNEL SERVICES					
51210	MEETING ALLOWANCE	6,600	6,600	5,775	6,600
51530	AUTO ALLOWANCE	16,125	16,500	16,500	16,500
51610	EMPLR-SOC SEC & MEDICARE	1,738	1,767	1,704	1,767
51750	EMPLR-WORKER'S COMP INSURANCE	23	31	29	28
	TOTAL PERSONNEL SERVICES	24,486	24,898	24,008	24,895
SUPPLIES					
52010	OFFICE SUPPLIES	25	100	100	100
52020	POSTAGE & SHIPPING	-	-	-	-
52065	NON-CAP ACQ COMP HARDWARE/SOFTWARE	1,676	-	-	-
52100	CERTIFICATES, AWARDS, ETC.	129	500	500	500
53820	OTHER MATERIALS & SUPPLIES	-	50	50	50
	TOTAL SUPPLIES	1,830	650	650	650
SERVICES					
52015	PRINTING SERVICES	251	400	400	400
52115	TRAVEL AND EDUCATION	1,159	2,000	2,000	4,000
52140	ADVERTISING & LEGAL NOTICES	100	150	150	150
55030	WEBSITE INTERNET SERVICES	1,036	1,105	1,105	1,105
52165	PUBLIC & EMPLOYEE RELATIONS	200	500	500	500
55010	GENERAL SERVICES	290	-	-	-
	TOTAL SERVICES	3,036	4,155	4,155	6,155
TOTAL 1000-1010 MAYOR/COUNCIL		29,353	29,703	28,813	31,700

1000-1-1020 ADMINISTRATION

GENERAL GOVERNMENT DIVISION

LINE ITEM DETAIL					
ACCOUNT NUMBER	ACCOUNT DESCRIPTION	ACTUAL 2023	AMENDED 2024	ESTIMATE 2024	PROPOSED 2025
PERSONNEL SERVICES					
51010	SALARIES-FULL TIME	222,168	213,949	207,538	294,666
51090	SALARIES-PART TIME	-	1,800	1,800	1,800
51250	LONGEVITY PAY	3,450	3,594	3,450	1,566
51270	WELL PAY	1,657	1,549	1,657	775
51280	RAISE FOR EMPLOYEES 4%	-	-	-	-
51530	AUTO ALLOWANCE	4,200	4,200	2,100	4,200
51550	CELL PHONE ALLOWANCE	1,500	1,500	750	1,500
51610	EMPLR-SOC SEC & MEDICARE	17,527	17,334	16,495	23,294
51630	EMPLR-RETIREMENT CONTRIBUTIONS	33,960	35,530	33,881	49,431
51650	EMPLR-GROUP HEALTH/LIFE DENTAL	20,490	22,800	17,955	20,000
51750	EMPLR-WORKER'S COMP INSURANCE	232	227	227	290
	TOTAL PERSONNEL SERVICES	305,184	302,483	285,853	397,522
SUPPLIES					
52010	OFFICE SUPPLIES	2,344	2,500	2,500	2,500
52020	POSTAGE/SHIPPING EXPENSE	242	800	800	800
52055	NON-CAP ACQ-OFF MACH & EQUIP	-	-	-	-
52065	NON-CAP ACQ-COMP HDWR/SFTWR	555	2,000	2,000	2,000
52100	CERTIFICATES AND AWARDS	-	50	50	50
52160	PROMOTIONAL ADVERTISING MATERIALS	9,061	20,000	20,000	20,000
53190	FOOD SUPPLIES	292	300	300	300
53340	FUEL SUPPLIES	347	500	500	500
53750	AUTO PARTS & SUPPLIES	-	-	-	-
53820	OTHER MATERIALS & SUPPLIES	997	5,200	5,200	5,200
	TOTAL SUPPLIES	16,650	31,350	31,350	31,350
SERVICES					
52015	PRINTING	-	500	500	500
52115	TRAVEL AND EDUCATION	3,801	4,000	4,000	4,000
52130	LICENSES & CERTIFICATIONS	50	250	250	250
52135	DUES, SUBSCRIPTIONS & PUBLICATIONS	8,062	7,500	7,500	7,500
52140	ADVERTISING & LEGAL NOTICES	-	3,000	3,000	3,000
52165	PUBLIC & EMPLOYEE RELATIONS	6,869	4,000	4,000	4,000
52215	BILL PRINT/MAIL SERVICE	-	-	-	-
55010	GENERAL SERVICES	18,004	15,000	15,000	15,000
55030	GEN SVCS-WEBSITE/INTERNET ACCESS	633	8,000	8,000	8,000
55220	PROFESSIONAL SERVICES	33,165	32,000	32,000	30,000
55225	GRANT WRITING SERVICES	-	1,000	1,000	1,000
55260	CONTRACT LABOR	3,868	1,000	1,000	1,000
56260	UTIL-COMMUNICATIONS	337	1,000	1,000	1,000
55610	CONTRACTED SERVICES-OTHER	-	-	-	-
	TOTAL SERVICES	74,788	77,250	77,250	75,250
MAINTENANCE					
54630	MAINT-COMPUTER & TELECOM EQUIP	630	300	300	300
54650	MAINT-MOTOR VEH & HVY EQUIP	6,504	500	500	500
	TOTAL MAINTENANCE	7,134	800	800	800
TOTAL 1000-1020 ADMINISTRATION		403,757	411,883	395,253	504,922

1000-2-1030 LEGAL

JUDICIAL DIVISION

LINE ITEM DETAIL					
ACCOUNT NUMBER	ACCOUNT DESCRIPTION	ACTUAL 2023	AMENDED 2024	ESTIMATE 2024	PROPOSED 2025
PERSONNEL SERVICES					
51130	SALARIES & WAGES-ELECTED OFFICIALS	59,463	59,509	58,421	63,729
51250	LONGEVITY PAY	-	-	-	-
51280	ADDTL COMP IN LIEU OF A RAISE	-	-	-	-
51530	AUTO ALLOWANCE	4,200	4,200	4,200	4,200
51550	CELL PHONE ALLOWANCE	1,500	1,500	1,500	1,500
51610	EMPLR-SOC SEC & MEDICARE	4,930	4,988	4,879	5,311
51630	EMPLR-RETIREMENT	9,486	10,225	10,082	11,338
51650	EMPLR-GROUP HEALTH/LIFE DENTAL	10,245	11,400	11,385	10,000
51750	EMPLR-WORKER'S COMP INSURANCE	65	65	96	66
	TOTAL PERSONNEL SERVICES	89,888	91,887	90,563	96,144
SUPPLIES					
52010	OFFICE SUPPLIES	-	-	-	-
52020	POSTAGE/SHIPPING EXPENSE	-	-	-	-
	TOTAL SUPPLIES	-	-	-	-
SERVICES					
52015	PRINTING			-	-
52115	TRAVEL AND EDUCATION	-	-	-	-
52165	PUBLIC & EMPLEE RELATIONS	40	-	-	-
52200	EXPENSE FOR JURY POOL	-	-	-	-
55010	GENERAL SERVICES-OTHER	-	-	-	-
55060	LEGAL SVCS-OUTSIDE COUNSEL	70,787	20,000	85,000	50,000
55080	LEGAL SVCS-CONTRACT-CITY ATTORNEY	-	2,000	2,000	2,000
55090	LEGAL SVCS-OTHER SVCS CITY ATTORNEY	-	-	-	-
55220	PROFESSIONAL SERVICES	-	-	-	-
	TOTAL SERVICES	70,827	22,000	87,000	52,000
SUNDRY					
52365	PENALTIES AND/OR DAMAGES	-	-	-	-
	TOTAL SUNDRY	-	-	-	-
TOTAL 1000-1030 LEGAL		160,715	113,887	177,563	148,144

1000-2-1040 MUNICIPAL COURT

JUDICIAL DIVISION

LINE ITEM DETAIL					
ACCOUNT NUMBER	ACCOUNT DESCRIPTION	ACTUAL 2023	AMENDED 2024	ESTIMATE 2024	PROPOSED 2025
PERSONNEL SERVICES					
51010	SALARIES-FULL TIME	126,203	124,771	134,906	132,782
51130	SALARIES-ELECTED OFFICIAL-W/TMRS	64,061	64,106	64,106	67,233
51230	SALARIES-OVERTIME	-	1,500	1,500	1,500
51250	LONGEVITY PAY	3,042	3,186	3,186	3,186
51270	WELL PAY	880	1,549	1,549	1,549
51280	ADDTL COMP IN LIEU OF A RAISE	-	-	-	-
51530	AUTO ALLOWANCE	4,200	4,200	4,200	4,200
51550	CELL PHONE ALLOWANCE	1,500	1,500	1,500	1,500
51610	EMPLR-SOC SEC & MEDICARE	14,955	15,362	15,739	16,298
51630	EMPLR-RETIREMENT CONTRIBUTIONS	29,131	31,487	32,777	34,751
51650	EMPLR-GROUP HEALTH/LIFE DENTAL	30,735	34,200	34,155	30,000
51750	EMPLR-WORKER'S COMP INSURANCE	200	201	199	203
	TOTAL PERSONNEL SERVICES	274,907	282,062	293,817	293,202
SUPPLIES					
52010	OFFICE SUPPLIES	1,371	1,500	1,500	1,500
52042	OFFICE FURN & EQUIP<$500	-	500	500	500
52020	POSTAGE/SHIPPING EXPENSE	1,815	1,500	1,500	1,500
52055	NON-CAP ACQ-FURNITURE & FIXTURES	-	-	-	-
	TOTAL SUPPLIES	3,186	3,500	3,500	3,500
SERVICES					
52015	PRINTING	1,310	1,000	1,000	1,000
52115	TRAVEL AND EDUCATION	-	-	-	-
52135	DUES, SUBSCRIPTIONS & PUBLICATIONS	670	2,000	2,000	2,000
52140	ADVERTISING & LEGAL NOTICES	-	250	250	250
52165	PUBLIC & EMPLOYEE RELATIONS	120	250	250	250
58055	CLIENT ASSIST	167	-	-	-
55220	PROFESSIONAL SERVICES	-	500	500	500
56260	UTIL-COMMUNICATIONS	490	1,000	1,000	1,000
	TOTAL SERVICES	2,757	5,000	5,000	5,000
MAINTENANCE					
54630	MAINT-COMPUTER EQUIP	1,100	250	250	250
	TOTAL MAINTENANCE	1,100	250	250	250
TOTAL 1000-1040 MUNICIPAL COURT		281,950	290,812	302,567	301,952

1000-1-1050 HUMAN RESOURCES

GENERAL GOVERNMENT DIVISION

LINE ITEM DETAIL

ACCOUNT NUMBER	ACCOUNT DESCRIPTION	ACTUAL 2023	AMENDED 2024	ESTIMATE 2024	PROPOSED 2025
PERSONNEL SERVICES					
51010	SALARIES-FULL TIME	73,583	71,598	77,739	86,279
51090	SALARIES-PART TIME	-	11,000	11,000	11,000
51230	SALARIES-OVERTIME	-	-	-	-
51250	LONGEVITY PAY	835	928	928	928
51270	WELL PAY	1,293	1,007	1,007	919
51280	ADDTL COMP IN LIEU OF A RAISE	-	-	-	-
51530	AUTO ALLOWANCE	2,520	2,520	2,520	2,520
51550	CELL PHONE ALLOWANCE	900	900	900	900
51610	EMPLR-SOC SEC & MEDICARE	6,043	6,728	6,129	7,844
51630	EMPLR-RETIREMENT CONTRIBUTIONS	11,532	13,791	12,601	14,950
51650	EMPLR-GROUP HEALTH/LIFE DENTAL	13,318	14,820	14,800	13,000
51750	EMPLR-WORKER'S COMP INSURANCE	79	88	83	98
	TOTAL PERSONNEL SERVICES	110,102	123,380	127,707	138,438
SUPPLIES					
52010	OFFICE SUPPLIES	262	1,000	1,000	1,000
52020	POSTAGE/SHIPPING EXPENSE	85	200	200	200
52100	CERTIFICATES, AWARDS, ETC	2,509	2,500	2,500	2,000
53820	OTHER MATERIALS AND SUPPLIES	33	100	100	100
	TOTAL SUPPLIES	2,889	3,800	3,800	3,300
SERVICES					
52015	PRINTING	-	1,000	500	1,000
52115	TRAVEL AND EDUCATION	1,652	2,500	1,000	2,500
52130	LICENSES & CERTIFICATIONS	-	300	300	300
52135	DUES, SUBSCRIPTIONS & PUBLICATIONS	901	1,700	1,700	1,700
52140	ADVERTISING & LEGAL NOTICES	-	200	200	200
52165	PUBLIC & EMPLOYEE RELATIONS	743	1,000	1,000	1,500
55010	GENERAL SERVICES	2,115	3,400	2,000	3,400
55100	MEDICAL & PSYCH SERVICES	-	-	-	-
55260	CONTRACT LABOR	155	-	-	-
56260	UTIL-COMMUNICATIONS	250	700	700	700
58055	CLIENT ASST-COMPUTER SFTWR			-	-
	TOTAL SERVICES	5,815	10,800	7,400	11,300
MAINTENANCE					
54630	MAINT-COMPUTER & TELECOM	15,337	11,500	11,500	11,500
	TOTAL MAINTENANCE	15,337	11,500	11,500	11,500
		134,144	149,480	150,407	164,538

1000-1-1060 CIVIL SERVICE

GENERAL GOVERNMENT DIVISION

LINE ITEM DETAIL

ACCOUNT NUMBER	ACCOUNT DESCRIPTION	ACTUAL 2023	AMENDED 2024	ESTIMATE 2024	PROPOSED 2025
PERSONNEL SERVICES					
51010	SALARIES-FULL TIME	41,742	40,588	46,788	49,457
51090	SALARIES-PART TIME	-	8,000	8,000	8,000
51230	SALARIES-OVERTIME	-	-	-	-
51250	LONGEVITY PAY	431	482	482	482
51270	WELL PAY	696	542	542	493
51280	ADDTL COMP IN LIEU OF A RAISE	-	-	-	-
51530	AUTO ALLOWANCE	1,680	1,680	1,680	1,680
51550	CELL PHONE ALLOWANCE	600	600	600	600
51610	EMPLR-SOC SEC & MEDICARE	3,447	3,970	3,631	4,644
51630	EMPLR-RETIREMENT CONTRIBUTIONS	6,579	8,137	7,395	8,608
51650	EMPLR-GROUP HEALTH/LIFE DENTAL	7,172	7,980	7,970	7,000
51750	EMPLR-WORKER'S COMP INSURANCE	45	52	52	560
	TOTAL PERSONNEL SERVICES	62,392	72,031	77,140	81,524
SUPPLIES					
52010	OFFICE SUPPLIES	43	100	100	100
52020	POSTAGE/SHIPPING EXPENSE	43	450	950	450
52100	CERTIFICATES, AWARDS, ETC	-	-	-	-
52165	PUBLIC & EMPLOYEE RELATIONS	522	1,000	1,000	1,500
	TOTAL SUPPLIES	609	1,550	2,050	2,050
SERVICES					
52015	PRINTING	-	1,200	500	1,200
52115	TRAVEL AND EDUCATION	1,292	4,000	1,000	4,000
52130	LICENSES & CERTIFICATIONS	-	300	300	300
52135	DUES, SUBSCRIPTIONS & PUBLICATIONS	1,150	2,000	2,000	2,000
52140	ADVERTISING & LEGAL NOTICES	-	200	200	200
55010	GENERAL SERVICES	5,431	3,000	5,000	3,000
55060	LEGAL SERVICES	20,989	5,000	5,000	5,000
55220	PROFESSIONAL SERVICES-OTHER	9,273	-	-	-
55260	CONTRACT LABOR	-	-	-	-
56260	UTIL-COMMUNICATIONS	79	300	300	300
	TOTAL SERVICES	38,214	16,000	14,300	16,000
TOTAL 1000-1060 CIVIL SERVICE		101,214	89,581	93,490	99,574

1000-1-1070 TAX

GENERAL GOVERNMENT DIVISION

LINE ITEM DETAIL					
ACCOUNT NUMBER	ACCOUNT DESCRIPTION	ACTUAL 2023	AMENDED 2024	ESTIMATE 2024	PROPOSED 2025
SERVICES					
55140	TAX APPRAISAL SERVICES	189,487	195,100	230,000	249,000
55160	TAX COLLECTION SERVICES	6,822	7,500	7,500	7,500
	TOTAL SERVICES	196,309	202,600	237,500	256,500
TOTAL 1000-1070 TAX		196,309	202,600	237,500	256,500

1000-1-1080 FINANCE

GENERAL GOVERNMENT DIVISION

ACCOUNT NUMBER	ACCOUNT DESCRIPTION	ACTUAL 2023	AMENDED 2024	ESTIMATE 2024	PROPOSED 2025
	LINE ITEM DETAIL				
PERSONNEL SERVICES					
51010	SALARIES-FULL TIME	71,225	301,969	313,440	358,126
51090	SALARIES-PART TIME	-	26,000	11,900	26,000
51230	SALARIES-OVERTIME	75	5,000	10	5,000
51250	LONGEVITY PAY	-	480	500	480
51270	WELL PAY	-	3,873	300	3,873
51530	AUTO ALLOWANCE	-	4,200	525	4,200
51550	CELL PHONE ALLOWANCE	-	1,500	500	1,500
51610	EMPLR-SOC SEC & MEDICARE	5,454	26,241	24,658	30,535
51630	EMPLR-RETIREMENT CONTRIBUTIONS	10,428	53,786	49,497	60,934
51650	EMPLR-GROUP HEALTH/LIFE DENTAL	9,900	57,000	56,925	50,000
51750	EMPLR-WORKER'S COMP INSURANCE	53	343	302	382
51770	EMPLR-UNEMPLOYMENT INS/REIMB	-	-	-	-
	TOTAL PERSONNEL SERVICES	97,135	480,392	458,557	541,030
SUPPLIES					
52010	OFFICE SUPPLIES	12,925	6,000	6,000	6,000
52020	POSTAGE/SHIPPING EXPENSE	3,960	3,900	3,900	3,900
52042	OFFICE FURN & EQUIP <$500	891	500	500	500
52040	EDUC MATERIALS-SUPPLIES	-	-	-	-
52050	NON-CAP ACQ-MACH & EQPT	3,400	-	-	-
52065	NON-CAP ACQ-COMP HDWR/SFTWR	1,428	-	-	-
	TOTAL SUPPLIES	22,603	10,400	10,400	10,400
SERVICES					
52015	PRINTING	664	1,500	1,500	1,500
52115	TRAVEL AND EDUCATION	1,070	7,000	7,000	7,000
52130	LICENSES & CERTIFICATIONS	300	75	75	75
52135	DUES, SUBSCRIPTIONS & PUBLICATIONS	2,844	3,000	3,000	3,000
52140	ADVERTISING & LEGAL NOTICES	1,382	3,000	3,000	3,000
52145	ADVERTISING-ELECTIONS	-	600	600	600
53750	PARTS SUPPLY	94	-	-	-
52155	ADVERTISING-ORDINANCES	2,632	3,000	3,000	3,000
52165	PUBLIC & EMPLOYEE RELATIONS	674	600	600	600
52270	EQUIPMENT RENTAL - COPIER LEASE	278	3,500	3,500	3,500
55010	GENERAL SERVICES	102	500	500	500
55030	GEN SVCS-MUNICIPAL CODE UPDATE	4,340	6,000	6,000	6,000
55040	AUDITING & FINANCIAL SERVICES	17,498	30,000	30,000	30,000
55100	MEDICAL & PSYCH SERVICES	1,493	450	450	450
55240	ELECTION: CONTRACT WITH COUNTY	38,239	11,000	11,000	11,000
55260	CONTRACT LABOR	254,453	15,000	15,000	15,000
56260	UTIL-COMMUNICATIONS	717	1,000	1,000	1,000
	TOTAL SERVICES	326,780	86,225	86,225	86,225
MAINTENANCE					
54630	MAINT-COMPUTER & TELECOM	149,333	101,240	141,000	150,000
55680	MAINT-BUILDINGS & GROUNDS	-	-	-	-
	TOTAL MAINTENANCE	149,333	101,240	141,000	150,000
TOTAL 1000-1080 FINANCE		595,853	678,257	696,182	787,655

1000-3-1110 POLICE

PUBLIC SAFETY DIVISION

LINE ITEM DETAIL					
ACCOUNT NUMBER	ACCOUNT DESCRIPTION	ACTUAL 2023	AMENDED 2024	ESTIMATE 2024	PROPOSED 2025
PERSONNEL SERVICES					
51010	SALARIES-FULL TIME	3,501,934	3,834,214	4,013,624	4,489,553
51090	SALARIES-PART TIME	-	-	-	-
51230	SALARIES-OVERTIME	421,395	120,000	306,222	120,000
51250	LONGEVITY PAY	39,821	52,344	52,344	52,344
51270	WELL PAY	28,269	44,151	44,151	44,151
51310	CERTIFICATION PAY	66,608	28,800	78,678	28,800
51330	EDUCATION PAY	15,700	15,600	16,800	15,600
51350	SHIFT PAY	3,199	3,500	2,565	3,500
51370	OUT OF CLASS PAY	25,376	11,000	19,879	11,000
51510	UNIFORM PAY	30,854	34,500	34,400	34,500
51530	AUTO ALLOWANCE	4,200	4,200	4,200	4,200
51550	CELL PHONE ALLOWANCE	9,000	14,100	9,500	14,100
51610	EMPLR-SOCIAL SEC & MEDICARE	308,983	323,749	345,358	367,647
51630	EMPLR-RETIREMENT CONTRIBUTIONS	604,019	663,580	720,112	784,794
51650	EMPLR-GROUP HEALTH/LIFE INSURANCE	442,600	684,000	564,510	600,000
51750	EMPLR-WORKER'S COMP INSURANCE	38,266	40,723	37,210	42,054
51770	EMPLR-UNEMPLOYMENT REIMBURSEMENT	-	-	-	-
	TOTAL PERSONNEL SERVICES	5,540,224	5,874,461	6,249,553	6,612,243
SUPPLIES					
51910	POLICE-SPECIAL OPER/TACTICAL	189	2,500	3,628	4,000
52010	OFFICE SUPPLIES	20,312	25,000	24,152	25,000
52020	POSTAGE/SHIPPING EXPENSE	1,759	4,000	2,049	4,000
52030	CLEANING & JANITORIAL SUPPLIES	70	250	126	250
52035	PROTECTIVE CLOTHING	7,232	18,270	10,000	19,000
52040	EDUC MATERIAL & SUPPLIES	763	3,500	450	3,500
52041	MISC TOOLS & EQPT <$500	5,550	3,400	1,100	3,400
52042	OFFICE FURN & EQUIP<$500	2,268	2,250	1,400	2,250
52045	NON-CAP ACQ-OFFICE EQUIPMENT	-	-	-	-
52046	NON-CAP ACQ-PD EQUIPMENT & ACCESS	13,162	9,100	25,100	9,100
52050	NON-CAP ACQ-MACHINERY & EQUIPMENT	12,770	9,000	1,229	9,000
52055	NON-CAP ACQ-FURNITURE & FIXTURES	-	10,000	10,000	10,000
52065	NON-CAP ACQ-COMP HDWR/SFTWR	8,695	11,658	10,000	11,658
52075	NON-CAP ACQ-COMMUNICTIONS EQUIP	4,750	5,125	5,125	5,125
52085	NON-CAP ACQ-FURNITURE	-	-	-	-
52095	NON-CAP ACQ-OTHER	-	-	-	-
52100	CERTIFICATES, AWARDS, ETC	-	2,000	800	2,000
53010	PHOTO & VIDEO SUPPLIES	60	2,173	109	2,000
53070	MEDICAL OR VET SUPPLIES	1,253	628	750	700
53100	LABORATORY SUPPLIES			-	-
53190	FOOD SUPPLIES	4,304	2,600	3,500	3,000
53220	ANIMAL FOOD	1,182	850	2,205	2,400
53310	UNIFORM SUPPLIES	18,381	22,376	13,789	22,376
53340	FUEL SUPPLIES	108,384	79,000	120,663	95,000
53460	GENERAL SAFETY SUPPLIES	189	200	450	500
53490	TRAFFIC SIGNAGE/SAFETY SUPPLIES	-	-	-	-
53670	AMMUNITION & MISC POLICE SUPPLIES	13,998	15,700	15,700	15,700
53700	INVESTIGATIVE SUPPLIES	1,562	2,443	3,079	3,300
53750	AUTO PARTS & SUPPLIES	2,222	12,000	3,000	12,000
53755	MACHINERY & EQUIPMENT PARTS & SUPPLIES	1,349	2,500	2,500	2,500
53820	OTHER MATERIALS & SUPPLIES	3,057	1,700	1,700	1,700

1000-3-1110 POLICE

PUBLIC SAFETY DIVISION

LINE ITEM DETAIL					
ACCOUNT NUMBER	ACCOUNT DESCRIPTION	ACTUAL 2023	AMENDED 2024	ESTIMATE 2024	PROPOSED 2025
	TOTAL SUPPLIES	233,461	248,223	262,604	269,459
SERVICES					
52015	PRINTING	677	2,500	3,000	2,500
52115	TRAVEL AND EDUCATION	46,273	43,000	43,000	43,000
52130	LICENSES & CERTIFICATIONS	1,674	1,251	1,251	1,200
52135	DUE & SUBSCRIPTIONS	6,715	3,800	8,038	9,000
52140	ADV & LEGAL NOTICES	1,996	3,000	2,000	3,000
52165	PUBLIC & EMPLEE RELATIONS	3,882	3,800	6,000	5,000
52190	SHIPPING & FREIGHT SERVICES	875	800	800	800
52230	JANITORIAL & LAUNDRY SERVICE	-	200	50	200
52270	EQUIPMENT RENTAL	35,037	30,827	30,648	31,000
52375	POLICE-SPECIAL OPERATIONS	5,395	7,000	6,545	7,000
55010	GEN SVCS-OTHER	4,513	5,700	2,000	10,000
55030	WEBSITE/INTERNET ACCESS	345	400	844	500
55100	MEDICAL & PSYCH SERVICES	9,422	3,450	11,505	9,000
55108	PRISONER CARE - TRANSPORTS	6,600	14,000	4,000	14,000
55130	VETERINARY SERVICES	-	500	500	500
55220	PROFESSIONAL SERVICES	2,720	2,100	5,115	3,000
55260	CONTRACTED SERVICES	112,547	93,221	93,221	100,000
55270	TESTING/LAB SERVICES	-	-	-	-
55610	CONTRACT LABOR	-	-	-	-
56010	UTIL-ELECTRICAL	-	150	150	150
56260	UTIL-COMMUNICATIONS	14,452	16,000	16,000	16,000
	TOTAL SERVICES	253,123	231,699	234,667	255,850
MAINTENANCE					
54630	MAINT-COMPUTER & TELECOMM.	35,414	64,232	58,000	64,232
54650	MAINT-MOTOR VEH & HVY EQUIP	90,559	78,000	121,018	80,000
54670	MAINT-RADIOS, INST & APPAR	7,524	7,000	10,188	8,000
54810	MAINT-MISCELLANEOUS-OTHER	312	1,500	115	1,500
54710	MAINT-MACH & EQUIPMENT	-	-	-	-
55680	MAINT-BUILDINGS & GROUNDS	-	2,500	2,300	2,500
	TOTAL MAINTENANCE	133,809	153,232	191,621	156,232
TRANSFER					
58850	CAP EXP-COMPUTER & TELECOM	-	44,600	44,600	20,000
58865	CAP EXP-MOTOR VEHICLES & EQUIPMENT	-	133,850	133,850	193,758
58910	CAP EXP-MACHINERY & EQUIP - GRANT	-	6,600	6,600	-
	TOTAL CAPITAL OUTLAY	-	185,050	185,050	213,758
SUNDRY					
59254	TRS -NEW WORLD SOFTWARE GRANT FUND	-	-	-	-
	TOTAL CAPITAL OUTLAY	-	-	-	-
TOTAL 100-1110 POLICE		6,160,617	6,692,665	7,123,496	7,507,542

1000-3-1120 FIRE

PUBLIC SAFETY DIVISION

LINE ITEM DETAIL

ACCOUNT NUMBER	ACCOUNT DESCRIPTION	ACTUAL 2023	AMENDED 2024	ESTIMATE 2024	PROPOSED 2025
PERSONNEL SERVICES					
51010	SALARIES-FULL TIME	3,365,157	3,626,532	3,912,526	3,873,181
51090	SALARIES-PART TIME (FIRE MARSHAL)	-	-	-	-
51230	SALARIES-OVERTIME	590,800	200,000	584,080	400,000
51250	LONGEVITY PAY	35,938	47,820	47,820	38,784
51270	WELL PAY	36,921	32,885	32,885	30,957
51310	CERTIFICATION PAY	153,201	65,500	160,495	170,000
51330	EDUCATION PAY	21,458	23,700	21,835	23,700
51370	OUT OF CLASS PAY	6,726	18,000	41,770	18,000
51410	PARAMEDIC COORDINATOR	1,800	-	1,800	1,800
51510	UNIFORM PAY	18,043	18,060	4,200	18,060
51530	AUTO ALLOWANCE	4,200	4,200	4,200	4,200
51550	CELL PHONE ALLOWANCE	3,600	4,200	3,100	4,200
51610	EMPLR-SOS SEC & MEDICARE	321,448	311,997	361,541	342,389
51630	EMPLR-RETIREMENT CONTRIBUTIONS	617,518	639,493	760,913	730,879
51650	EMPLR-GROUP HEALTH/LIFE INSURANCE	424,130	501,600	518,498	440,000
51770	UNEMPLOYMENT INS REIMBUR	-	-	-	-
51750	EMPLR-WORKER'S COMP INSURANCE	47,407	47,510	41,877	50,022
	TOTAL PERSONNEL SERVICES	5,648,346	5,541,497	6,497,540	6,146,172
SUPPLIES					
52010	OFFICE SUPPLIES	2,165	5,000	3,000	5,000
52020	POSTAGE/SHIPPING EXPENSE	82	350	350	350
52030	CLEANING & JANITORIAL SUPPLIES	11,655	10,000	10,000	10,000
52035	PROTECTIVE CLOTHING	19,660	20,000	20,000	20,000
52040	EDUC MATERIALS & SUPPLIES	2,179	2,200	2,200	2,200
52041	MISC TOOLS & EQPT <$500	6,552	7,000	7,000	7,000
52042	OFFICE FURNITURE & EQPT <$500	2,088	2,000	2,000	2,000
52045	NON-CAP ACQ-TOOLS & ACCESSORIES	-	3,000	3,000	46,319
52050	NON-CAP ACQ-MACH & EQUIP	1,050	15,000	15,000	11,200
52055	NON-CAP ACQU-FURNITURE/FIXTURES	4,832	5,500	5,500	5,500
52060	NON-CAP ACQ-SAFETY EQUIP & DEV	20,272	40,000	40,000	28,000
52065	NON-CAP ACQ-COMP HDWR/SFTWR	11,328	14,500	14,500	14,500
52075	NON-CAP ACQ-COMM EQUIP	-	4,000	4,000	4,000
52095	NON-CAP ACQ-OTHER	-	-	-	-
52100	CERTIFICATES, AWARDS, ETC	140	1,000	1,200	1,200
52160	PROMOTIONAL ADVERTISING MATERIALS	472	1,500	1,500	1,500
53010	PHOTO & VIDEO SUPPLIES	-	-	-	-
53130	CHEMICAL SUPPLIES	2,253	2,200	2,200	2,200
53190	FOOD SUPPLIES	1,431	1,500	2,000	1,500
53280	CUSTODIAL SUPPLIES	-	-	-	-
53310	UNIFORM SUPPLIES	22,266	26,000	26,000	26,000
53340	FUEL SUPPLIES	56,826	40,000	40,000	40,000
53460	GENERAL SAFETY SUPPLIES	-	-	-	-
53320	HONOR GUARD SUPPLY	500	500	500	500
53610	OTHER-EDUC & REC SUPPLIES	1,516	1,500	1,500	2,000
53670	AMMUNITION	-	-	-	100
53700	INVESTIGATIVE SUPPLIES	-	300	500	500
53750	AUTO PARTS & SUPPLIES	2,820	7,800	5,800	5,800
53755	MACHINERY & EQUIPMENT PARTS & SUPPLIES	5,811	6,000	4,500	4,500

1000-3-1120 FIRE

PUBLIC SAFETY DIVISION

LINE ITEM DETAIL					
ACCOUNT NUMBER	ACCOUNT DESCRIPTION	ACTUAL 2023	AMENDED 2024	ESTIMATE 2024	PROPOSED 2025
53840	MAINTENANCE SUPPLIES-FIRE HYDRANTS	660	2,000	1,500	2,000
53858	BUILDING & GROUNDS MTC PARTS & SUPPLIES	3,100	2,000	2,000	2,000
53859	MISC MAINTENANCE PARTS & SUPPLIES	266	500	500	500
53820	OTHER MATERIALS & SUPPLIES	1,848	1,250	1,250	1,250
	TOTAL SUPPLIES	181,773	222,600	217,500	247,619
SERVICES					
52015	PRINTING	472	1,000	1,000	1,000
52115	TRAVEL AND TRAINING	42,766	56,563	51,563	56,563
52130	CERTIFICATES, LICENSES, TITLES	8,671	8,000	13,000	12,000
52135	DUE & SUBSCRIPTIONS	4,300	4,500	4,500	4,500
52140	ADV & LEGAL NOTICES	974	2,000	2,000	2,000
52165	PUBLIC & EMPLEE RELATIONS	2,679	3,000	3,000	3,000
52230	JANITORIAL & LAUNDRY SERVICE	-	-	-	-
52270	EQUIPMENT RENTAL	209	2,000	2,000	2,000
55260	CONTRACT LABOR	-	-	-	-
55010	GEN SVCS-OTHER	101	800	800	800
55030	WEBSITE/INTERNET ACCESS	345	400	500	500
55100	MEDICAL & PHYCH SERVICES	393	2,800	8,800	7,000
55220	PROFESSIONAL SERVICES	-	1,200	1,200	1,200
55540	CONTRACT SVCS-MEDICAL DIR	-	-	-	-
55550	CONTRACT SVCS-EMS	-	-	-	-
55563	CONTRACTED SERVICES -ESO	10,277	9,600	9,600	9,600
55230	INSPECTION SERVICES	-	-	-	-
55270	TESTING/LAB SERVICES	458	750	750	750
56010	UTIL-ELECTRICAL	32,285	22,000	22,000	22,000
56260	UTIL-COMMUNICATIONS	5,151	8,500	8,500	8,500
56635	UTIL-GAS	20,748	16,000	16,000	16,000
	TOTAL SERVICES	129,831	139,113	145,213	147,413
MAINTENANCE					
54570	MAINT-FURNITURE & FIXTURES	-	300	300	300
54610	MAINT-OFFICE EQUIPMENT	-	-	-	-
54630	MAINT-COMPUTER & TELECOM	18,123	20,000	25,000	25,000
54650	MAINT-MOTOR VEH & HVY EQUIP	139,097	70,000	110,000	110,000
54670	MAINT-RADIOS, INST & APPAR	1,715	4,000	4,000	4,000
54710	MAINT-MACH, TOOLS & EQUIP	26,683	12,000	12,000	12,000
54830	MAINT-REPAIR/TEST PROT. EQUIP.	10,062	22,000	22,000	22,000
54840	MAINT-FIRE HYDRANTS	-	-	-	-
55680	MAINT-BUILDINGS & GROUNDS	16,301	12,000	18	18,000
	TOTAL MAINTENANCE	211,981	140,300	173,318	191,300
CAPITAL					
58865	CAP EXP-MOTOR VEH & EQUIPMENT	-	-	-	66,892
58910	CAP EXP-MACHINERY & EQUIPMENT	-	62,750	62,750	-
57296	TRANSFER TO FIRE STATION RENNOVATION	-	-	-	-
	TOTAL CAPITAL OUTLAY	-	62,750	62,750	66,892
TOTAL 1000-1120 FIRE		6,171,931	6,106,260	7,096,321	6,799,396

1000-3-1130 EMERGENCY MANAGEMENT

PUBLIC SAFETY DIVISION

LINE ITEM DETAIL					
ACCOUNT NUMBER	ACCOUNT DESCRIPTION	ACTUAL 2023	AMENDED 2024	ESTIMATE 2024	PROPOSED 2025
SUPPLIES					
52010	OFFICE SUPPLIES	-	-	-	-
52130	CERTIFICATES, LICENSES, TITLES	300	500	500	500
52065	NON-CAP ACQ-COMPUTER HRDWR/SFTWR	-	-	-	-
52075	NON-CAP ACQ-COMMUNICATIONS EQUIP	-	-	-	-
52050	NON-CAP ACQ-MACH & EQUIP	6,784	-	-	-
53010	PHOTO & VIDEO SUPPLIES	-	-	-	-
53190	FOOD SUPPLIES	-	500	500	500
53790	EMER MGMT MATERIALS/SUPPLIES	234	500	500	500
	TOTAL SUPPLIES	7,318	1,500	1,500	1,500
SERVICES					
52015	PRINTING	-	500	500	500
52115	TRAINING & EDUCATIONAL	1,746	4,000	4,000	4,000
52135	DUES & SUBSCRIPTIONS	3,000	5,000	5,000	5,000
52240	EVERBRIDGE: CITY CONTRACT	9,981	12,000	12,000	12,000
55235	PERMITS FEES	-	-	-	-
	TOTAL SERVICES	14,727	21,500	21,500	21,500
MAINTENANCE					
54710	MAINT-MACH, TOOLS & EQUIPMENT	616	2,500	2,500	2,500
54810	MAINT-MISCELLANEOUS-OTHER	-		-	-
	TOTAL MAINTENANCE	616	2,500	2,500	2,500
CAPITAL					
58895	CAP EXP-RADIO EQUIP	-	-	-	-
	TOTAL CAPITAL OUTLAY	-	-	-	-
TOTAL 1000-1130 EMERGENCY MANAGEMENT		22,660	25,500	25,500	25,500

1000-4-1140 INSPECTIONS

COMMUNITY SUPPORT DIVISION

LINE ITEM DETAIL					
ACCOUNT NUMBER	ACCOUNT DESCRIPTION	ACTUAL 2023	AMENDED 2024	ESTIMATE 2024	PROPOSED 2025
PERSONNEL SERVICES					
51010	SALARIES-FULL TIME	19,895	109,204	79,438	137,001
51230	SALARIES-OVERTIME	-	-	-	-
51250	LONGEVITY PAY	50	252	252	228
51270	WELL PAY	-	1,858	1,858	1,535
51280	ADDTL COMP IN LIEU OF A RAISE	-	-	-	-
51310	CERTIFICATION PAY	-	900	-	900
51550	CELL PHONE ALLOWANCE	-	600	-	600
51610	EMPLR-SOC SEC & MEDICARE	1,255	8,630	6,058	10,730
51630	EMPLR-RETIREMENT CONTRIBUTIONS	2,912	17,689	12,983	22,905
51650	EMPLR-GROUP HEALTH/LIFE DENTAL	3,605	27,360	18,335	25,000
51750	EMPLR-WORKER'S COMP INSURANCE	23	195	68	278
	TOTAL PERSONNEL SERVICES	27,740	166,688	118,992	199,177
SUPPLIES					
52010	OFFICE SUPPLIES	-	500	308	500
52020	POSTAGE/SHIPPING EXPENSE	10	250	150	250
52041	MISC TOOLS & EQPT <$500	-	250	250	250
52042	OFFICE FURNITURE & EQUIPMENT < $500			-	500
52065	NON-CAPITAL ACQ-COMP HDWR/SFTW	-	250	250	250
52165	PUBLIC & EMPLEE RELATIONS	120	-	150	-
53310	UNIFORM SUPPLIES	-	300	300	300
53340	FUEL SUPPLIES	505	1,000	410	1,000
53750	AUTO PARTS & SUPPLIES	-	500	500	500
53820	OTHER MATERIALS & SUPPLIES	-	200	200	200
	TOTAL SUPPLIES	635	3,250	2,518	3,750
SERVICES					
52015	PRINTING	245	500	250	500
52115	TRAVEL & EDUCATION	-	500	500	500
52130	LICENSES & CERTIFICATES	-	500	500	500
52135	DUES, SUBSCRIPTIONS & PUBLICATIONS	-	100	100	100
52140	ADVERTISING & LEGAL NOTICES	-	250	250	250
55100	MEDICAL & PSYCH SERVICES	-	-	510	-
55230	INSPECTION SERVICES	-	60,000	10,000	30,000
55260	CONTRACT LABOR	42,275	-	50,000	36,000
55610	CONTRACT SERVICES	-	500	500	500
56260	UTIL-COMMUNICATIONS	736	750	750	750
	TOTAL SERVICES	43,256	63,100	63,510	69,100
MAINTENANCE					
54630	MAINT-COMPUTER & TELECOM	9,555	7,500	2,350	7,500
54650	MAINT-MOTOR VEH & HVY EQUIPMENT	33	750	455	750
	TOTAL MAINTENANCE	9,588	8,250	2,805	8,250
TOTAL 1000-1140 INSPECTIONS		81,220	241,288	187,825	280,277

1000-4-1150 PLANNING AND ZONING

COMMUNITY SUPPORT DIVISION

ACCOUNT NUMBER	ACCOUNT DESCRIPTION	ACTUAL 2023	AMENDED 2024	ESTIMATE 2024	PROPOSED 2025
	LINE ITEM DETAIL				
PERSONNEL SERVICES					
51010	SALARIES-FULL TIME	30,654	47,585	47,585	46,460
51230	SALARIES-OVERTIME	-	-	-	-
51250	LONGEVITY PAY	149	90	-	422
51270	WELL PAY	-	658	-	586
51550	CELL PHONE ALLOWANCE	-	-	-	-
51610	EMPLR-SOC SEC & MEDICARE	2,130	3,698	3,510	3,631
51630	EMPLR-RETIREMENT CONTRIBUTIONS	4,501	7,579	7,565	7,750
51650	EMPLR-GROUP HEALTH/LIFE DENTAL	3,770	9,690	6,690	7,500
51770	UNEMPLOYMENT INS REIMBUR	-	-	-	-
51750	EMPLR-WORKER'S COMP INSURANCE	41	91	57	86
	TOTAL PERSONNEL SERVICES	41,244	69,391	65,407	66,435
SUPPLIES					
52010	OFFICE SUPPLIES	627	600	300	600
52020	POSTAGE/SHIPPING EXPENSE	573	500	250	500
52041	MISC TOOLS & EQPT <$500	-	300	300	300
52042	OFFICE FURN & EQUIP < $500	-	500	500	500
52065	NON-CAP ACQ-COMP HDWR/SFTWR	-	300	300	300
52100	CERTIFICATES, AWARDS, ETC	-	100	100	100
53010	PHOTO & VIDEO SUPPLIES	-	200	200	200
53820	OTHER MATERIALS & SUPPLIES	-	500	250	500
	TOTAL SUPPLIES	1,199	3,000	2,200	3,000
SERVICES					
52015	PRINTING	-	500	250	500
52115	TRAVEL AND EDUCATION	-	800	400	800
52130	LICENSES & CERTIFICATES	-	200	200	200
52135	DUES, SUBSCRIPTIONS & PUBLICATIONS	484	300	650	300
52140	ADVERTISING & LEGAL NOTICES	2,971	3,000	1,500	3,000
52165	PUBLIC & EMPLOYEE RELATIONS	67	-	-	-
52270	NON-CAP LEASE/RENT-OTHER	109	1,000	500	1,000
52480	FILING AND/OR RELEASE OF LIEN	1,989	-	2,500	
55010	GEN SVCS-OTHER	319	1,000	1,000	1,000
55100	MEDICAL & PHYCH SERVICES	243	300	300	300
55110	CIVIL SERV-ENG, ARCH & SURV	-	1,000	30,000	1,000
55220	PROFESSIONAL SERVICES	-	-	7,000	-
55260	CONTRACT LABOR	-	-	43,000	-
55610	CONTRACTED SERVICES - OTHER	-	-	3,000	-
56260	UTIL-COMMUNICATIONS	82	1,000	1,000	1,000
	TOTAL SERVICES	6,263	9,100	91,300	9,100
MAINTENANCE					
54630	MAINT-COMP & TELECOM EQPT	-	500	500	500
54650	MAINT-VEHICLES	-	-	500	-
	TOTAL MAINTENANCE	-	500	1,000	500
TOTAL 100-1150 PLANNING AND ZONING		48,707	81,991	159,907	79,035

1000-3-1210 ANIMAL CONTROL

PUBLIC SAFETY DIVISION

LINE ITEM DETAIL					
ACCOUNT NUMBER	ACCOUNT DESCRIPTION	ACTUAL 2023	AMENDED 2024	ESTIMATE 2024	PROPOSED 2025
PERSONNEL SERVICES					
51010	SALARIES-FULL TIME	41,245	108,035	108,035	116,112
51230	SALARIES-OVERTIME	13,034	7,100	7,100	8,162
51250	LONGEVITY PAY	-	252	252	60
51270	WELL PAY	-	1,936	1,936	1,836
51610	EMPLR-SOC SEC & MEDICARE	4,152	8,975	7,494	9,652
51630	EMPLR-RETIREMENT CONTRIBUTIONS	7,941	18,396	15,457	20,604
51650	EMPLR-GROUP HEALTH/LIFE DENTAL	8,550	28,500	25,762	25,000
51750	EMPLR-WORKER'S COMP INSURANCE	743	1,760	1,154	1,810
	TOTAL PERSONNEL SERVICES	75,666	174,954	167,190	183,236
SUPPLIES					
52010	OFFICE SUPPLIES	-	-	-	-
52020	POSTAGE/SHIPPING EXPENSE	1	300	150	300
52030	CLEANING & JANITORIAL SUPPLIES	-	-	-	-
52035	MATERIALS & SUPPLIES - PROTECTIVE CLOTHING	-	-	-	-
52041	MISC TOOLS & EQPT <$500	647	1,500	1,026	1,500
53070	MEDICAL OR VET SUPPLIES	-	50	-	50
53010	PHOTO & VIDEO SUPPLIES	-	-	-	-
53310	UNIFORM SUPPLIES	280	200	200	200
53340	FUEL SUPPLIES	3,138	2,800	2,800	2,800
53460	GENERAL SAFETY SUPPLIES	-	100	-	100
53670	AMMUNITION	-	75	75	75
53750	AUTO PARTS & SUPPLIES	-	1,000	200	1,000
53820	OTHER MATERIALS & SUPPLIES	204	500	450	500
	TOTAL SUPPLIES	4,270	6,525	4,901	6,525
SERVICES					
52015	PRINTING	34	300	400	300
52115	TRAVEL & EDUCATION	150	1,000	1,000	1,000
52130	LICENSES & CERTIFICATES			-	-
52135	DUES, SUBSCRIPTIONS & PUBLICATIONS			-	-
52140	ADVERTISING & LEGAL NOTICES	-	150	-	150
52190	SHIPPING & FREIGHT SERVICES	177	1,000	150	1,000
52165	PUBLIC & EMPLOYEE RELA	80	80	160	120
55100	MEDICAL & PSYCH SERVICES	-	400	450	500
55130	VETERINARY SERVICES	-	-	-	-
55010	GENERAL SERVICES	9	-	61	75
55260	CONTRACT LABOR	21,333	-	-	-
56260	UTIL-COMMUNICATIONS	157	240	240	240
	TOTAL SERVICES	21,940	3,170	2,461	3,385
MAINTENANCE					
54650	MAINT-MOTOR VEH & HVY EQUIPMENT	1,753	3,400	1,500	3,400
54670	MAINT-RADIOS, INST & APPARATUS	85	-	-	-
	TOTAL MAINTENANCE	1,838	3,400	1,500	3,400
TOTAL 1000-1210 ANIMAL CONTROL		103,714	188,049	176,052	196,546

1000-3-1215 ANIMAL SHELTER

PUBLIC SAFETY DIVISION

LINE ITEM DETAIL					
ACCOUNT NUMBER	ACCOUNT DESCRIPTION	ACTUAL 2023	AMENDED 2024	ESTIMATE 2024	PROPOSED 2025
PERSONNEL SERVICES					
51010	SALARIES-FULL TIME	20,717	66,414	46,792	72,410
51230	SALARIES-OVERTIME	12,114	7,800	11,284	11,284
51250	LONGEVITY PAY	-	132	132	60
51270	WELL PAY	-	1,162	1,162	1,162
51610	EMPLR-SOC SEC & MEDICARE	2,512	5,776	4,539	6,496
51630	EMPLR-RETIREMENT CONTRIBUTIONS	4,803	11,177	9,407	13,744
51650	EMPLR-GROUP HEALTH/LIFE DENTAL	3,150	17,100	11,483	15,000
51750	EMPLR-WORKER'S COMP INSURANCE	432	1,133	530	1,222
	TOTAL PERSONNEL SERVICES	43,727	110,694	85,329	121,378
SUPPLIES					
52010	OFFICE SUPPLIES	1,963	1,700	900	1,700
52020	POSTAGE/SHIPPING EXPENSE	37	100	40	100
52030	CLEANING & JANITORIAL SUPPLIES	14,094	5,500	15,076	11,500
52050	NON-CAP MACH & EQUIP	1,108	1,000	500	1,000
52042	OFFICE FURN & EQUIP<$500	448	-		
53070	MEDICAL OR VET SUPPLIES	29,360	18,000	31,832	25,000
53190	FOOD SUPPLIES	517	100	200	150
53220	ANIMAL FOOD	17,958	7,000	31,969	37,000
53310	UNIFORM SUPPLIES	398	270	100	270
53460	GENERAL SAFETY SUPPLIES	79	200	145	200
53820	OTHER MATERIALS & SUPPLIES	6,331	800	2,706	2,000
	TOTAL SUPPLIES	72,293	34,670	83,468	78,920
SERVICES					
52015	PRINTING	210	350	100	350
52041	MISC TOOLS & EQPT <$500	945	550	200	550
52115	TRAVEL & EDUCATION	-	400	400	400
52135	DUES, SUBSCRIPTIONS & PUBLICATIONS		-	358	550
52140	ADVERTISING & LEGAL NOTICES	-	150	-	150
52165	PUBLIC & EMPLOYEE RELATIONS	160	100	179	200
55030	WEBSITE/INTERNET SERVICES	345	368	850	500
55010	GENERAL SERVICES-OTHER	311	26	455	450
55100	MEDICAL & PSYCH SERVICES	-	800	800	800
55130	VETERINARY SERVICES	9,316	600	5,856	6,300
55220	PROFESSIONAL SERVICES	525	175	850	500
55260	CONTRACT LABOR	144,717	45,000	45,000	90,000
56010	UTIL-ELECTRICAL	8,974	4,000	4,000	4,000
56260	UTIL-COMMUNICATIONS	423	498	498	498
56635	UTIL-GAS	2,122	2,000	2,000	2,000
	TOTAL SERVICES	168,475	55,017	61,546	107,248
MAINTENANCE					
54570	MAINT-FURNITURE & FIXTURE	612	100	-	100
54670	MAINT-RADIO, INSTR, APPARATUS	-	60	-	60
55680	MAINT-BUILDINGS & GROUNDS	24,604	7,000	13,886	8,500
		25,216	7,160	13,886	8,660
TOTAL 1000-1215 ANIMAL SHELTER		309,712	207,541	244,230	316,206

1000-1-1220 HEALTH SERVICES

GENERAL GOVERNMENT DIVIION

LINE ITEM DETAIL

ACCOUNT NUMBER	ACCOUNT DESCRIPTION	ACTUAL 2023	AMENDED 2024	ESTIMATE 2024	PROPOSED 2025
SUNDRY					
57385	CONTRIB-HEALTH SERVICES	55,000	60,000	60,000	60,000
	TOTAL SUNDRY	55,000	60,000	60,000	60,000
TOTAL 1000-1220 HEALTH SERVICES		55,000	60,000	60,000	60,000

1000-5-1310 INFORMATION TECHNOLOGY

PUBLIC WORKS DIVISION

LINE ITEM DETAIL					
ACCOUNT NUMBER	ACCOUNT DESCRIPTION	ACTUAL 2023	AMENDED 2024	ESTIMATE 2024	PROPOSED 2025
PERSONNEL SERVICES					
51010	SALARIES-FULL TIME	57,357	54,823	55,603	59,230
51230	SALARIES-OVERTIME	-	-	-	-
51250	LONGEVITY PAY	222	294	294	294
51270	WELL PAY	746	775	775	775
51280	ADDTL COMP IN LIEU OF A RAISE	-	-	-	-
51550	CELL PHONE ALLOWANCE	600	600	600	600
51610	EMPLR-SOC SEC & MEDICARE	4,459	4,322	4,338	4,659
51630	EMPLR-RETIREMENT CONTRIBUTIONS	8,593	8,858	9,016	9,945
51650	EMPLR-GROUP HEALTH/LIFE DENTAL	10,245	11,400	11,385	10,000
51750	EMPLR-WORKER'S COMP INSURANCE	58	56	327	58
	TOTAL PERSONNEL SERVICES	82,281	81,128	82,338	85,561
SUPPLIES					
52010	OFFICE SUPPLIES	10	125	125	125
52041	MISC TOOLS & EQPT <$500	70	200	200	200
52065	NON-CAP ACQ-COMP HDWR/SFTWR	4,994	10,000	25,000	10,000
53340	FUEL SUPPLIES	-	-	-	-
53755	M&E PARTS AND SUPPLIES	-	100	100	100
53820	OTHER MATERIALS & SUPPLIES	-	-	-	-
	TOTAL SUPPLIES	5,074	10,425	25,425	10,425
SERVICES					
52015	PRINTING	-	-	-	-
52115	TRAVEL & EDUCATION	492	800	800	800
52140	ADV & LEGAL NOTICES	-	350	350	350
55220	PROFESSIONAL SERVICES	-	-	-	-
55010	GEN SVCS-OTHER	8,000	-	-	-
55030	WEBSITE INTERNET ACCESS	274	1,000	500	1,000
52165	PUBLIC & EMPLOYEE	40	-	-	-
52130	CERTIFICATES LISC TITLES	20,199	45,350	45,350	45,350
55610	CONTRACTED SERVICES	93,929	75,000	84,000	75,000
56260	UTIL-COMMUNICATIONS	29,896	17,250	17,250	17,250
	TOTAL SERVICES	152,830	139,750	148,250	139,750
MAINTENANCE					
54630	MAINT-COMPUTER/TELECOMM	50,439	-	15,000	-
55680	MAINT-BUILDINGS AND GROUNDS	-	-	-	-
	TOTAL MAINTENANCE	50,439	-	15,000	-
CAPITAL					
58850	CAP EXP-COMPUTER/TELECOMM	-	326,885	379,885	206,000
	TOTAL CAPITAL OUTLAY	-	326,885	379,885	206,000
TOTAL 1000-1310 INFORMATION TECHNOLOGY		290,623	558,188	650,898	441,736

1000-5-1320 ENGINEERING

PUBLIC WORKS DIVISION

LINE ITEM DETAIL					
ACCOUNT NUMBER	ACCOUNT DESCRIPTION	ACTUAL 2023	AMENDED 2024	ESTIMATE 2024	PROPOSED 2025
PERSONNEL SERVICES					
51010	SALARIES-FULL TIME	154,982	296,322	244,068	297,965
51090	SALARIES-PART TIME	-	-	-	-
51230	SALARIES-OVERTIME	-	2,500	-	2,500
51250	LONGEVITY PAY	738	900	900	570
51270	WELL PAY	1,761	3,602	3,602	3,658
51310	CERTIFICATION PAY	-	1,440	-	1,440
51530	AUTO ALLOWANCE	4,200	4,200	4,200	4,200
51550	CELL PHONE ALLOWANCE	1,500	1,500	1,500	1,500
51610	EMPLR-SOC SEC & MEDICARE	12,194	23,032	19,329	23,267
51630	EMPLR-RETIREMENT CONTRIBUTIONS	23,796	48,681	40,213	49,668
51650	EMPLR-GROUP HEALTH/LIFE DENTAL	18,843	53,010	42,378	50,000
51750	EMPLR-WORKER'S COMP INSURANCE	274	593	438	572
	TOTAL PERSONNEL SERVICES	218,287	435,780	356,628	435,340
SUPPLIES					
52010	OFFICE SUPPLIES	3,633	1,500	1,500	1,500
52020	POSTAGE/SHIPPING EXPENSE	89	250	100	250
52041	MISC TOOLS & EQPT <$500	-	500	500	500
52042	OFFICE FURN & EQUIP<$500	-	500	500	500
53010	PHOTO & VIDEO SUPPLIES	-	100	100	100
53280	OTHER FOOD & CUSTODIAL SUPPLIES			-	-
53310	UNIFORM SUPPLIES	-	400	400	400
53340	FUEL SUPPLIES	1,030	2,000	1,000	2,000
53460	GENERAL SAFETY SUPPLIES	-	-	-	-
53820	OTHER MATERIALS & SUPPLIES	78	1,000	1,000	1,000
	TOTAL SUPPLIES	4,829	6,250	5,100	6,250
SERVICES					
52015	PRINTING	-	300	300	300
52115	TRAVEL & EDUCATION	289	800	800	800
52130	LICENSES & CERTIFICATES	-	500	500	500
52135	DUES, SUBSCRIPTIONS & PUBLICATIONS	452	1,500	800	1,500
52140	ADVERTISING & LEGAL NOTICES	924	1,000	1,000	1,000
52165	PUBLIC & EMPLOYEE RELATIONS	200	-	-	-
55010	GENERAL SERVICES - OTHER	16	-	-	-
55100	MEDICAL & PSYCH SERVICES	243	-	-	-
55110	CIVIL SERV-ENG, ARCH & SURV	7,710	10,000	12,000	20,000
55200	TESTING	-	-	-	-
55220	PROFESSIONAL SERVICES	31,139	5,000	15,000	10,000
55260	CONTRACT LABOR	94,676	25,000	25,000	25,000
55610	CONTRACTED SERVICES-OTHER	-	-	-	-
58865	CAPITAL-VEH	11,275		-	-
56260	UTIL-COMMUNICATIONS	832	1,800	1,800	1,800
	TOTAL SERVICES	147,755	45,900	57,200	60,900
MAINTENANCE					
54630	MAINT-COMPUTER HDWR/SFTWR	4,301	6,000	6,000	6,000
54650	MAINT-MOTOR VEH & HVY EQUIPMENT	5,774	1,200	2,500	1,200
	TOTAL MAINTENANCE	10,074	7,200	8,500	7,200
TOTAL 1000-1320 ENGINEERING		380,946	495,130	427,428	509,690

1000-5-1330 STREET

PUBLIC WORKS DIVISION

LINE ITEM DETAIL

ACCOUNT NUMBER	ACCOUNT DESCRIPTION	ACTUAL 2023	AMENDED 2024	ESTIMATE 2024	PROPOSED 2025
PERSONNEL SERVICES					
51010	SALARIES-FULL TIME	468,027	752,414	386,887	826,462
51090	SALARIES-PART TIME	-	4,168	30,475	30,475
51230	SALARIES-OVERTIME	35,702	33,350	35,000	35,000
51250	LONGEVITY PAY	9,350	9,897	9,897	9,465
51270	WELL PAY	6,417	12,006	12,006	11,143
51280	ADDTL COMP IN LIEU OF A RAISE	-	-	-	-
51310	CERTIFICATION PAY	900	1,200	950	1,200
51550	CELL PHONE ALLOWANCE	1,200	1,200	1,350	1,200
51610	EMPLR-SOC SEC & MEDICARE	39,331	62,289	34,993	69,994
51630	EMPLR-RETIREMENT CONTRIBUTIONS	76,284	127,672	69,898	144,434
51650	EMPLR-GROUP HEALTH/LIFE DENTAL	76,914	175,200	71,562	155,000
51750	EMPLR-WORKER'S COMP INSURANCE	9,010	15,030	4,726	16,337
51770	EMPLR-UNEMPLOYMENT BENEFITS	-	-	-	-
	TOTAL PERSONNEL SERVICES	723,136	1,194,426	657,744	1,300,710
SUPPLIES					
52010	OFFICE SUPPLIES	1,412	1,500	1,500	1,500
52020	POSTAGE/SHIPPING EXPENSE	41	200	200	200
52030	CLEANING & JANITORIAL SUPPLIES	-	800	800	800
52035	PROTECTIVE CLOTHING	90	2,000	1,000	2,000
52041	MISC TOOLS & EQPT <$500	3,958	5,000	5,000	5,000
52042	OFFICE FURN & EQUIP<$500	-	-	100	-
52045	NON-CAP ACQ-TOOLS & ACCESS	2,297	5,000	5,000	5,000
52050	NON-CAP ACQ-OFF MACH & EQUIP	1,000	5,000	6,000	5,000
52055	NON-CAP ACQ-FURN & FIXTURES	3,658	350	-	350
52070	NON-CAP ACQ-INSTRMTS & APPARATUS	-	1,000	-	1,000
52100	CERTIFICATES AND AWARDS	-	250	-	250
53130	CHEMICAL SUPPLIES	11,165	15,000	15,000	15,000
53310	UNIFORM SUPPLIES	1,065	7,500	5,000	7,500
53340	FUEL SUPPLIES	49,656	48,000	48,000	48,000
53460	GENERAL SAFETY SUPPLIES	42	2,500	2,500	2,500
53490	TRAFFIC SIGNAGE/SAFETY SUPPLIES	6,673	15,000	15,000	15,000
53520	SAFETY SUPPLIES-OTHER	-	1,500	1,500	1,500
53750	AUTO PARTS & SUPPLIES	2,126	10,000	10,000	10,000
53755	MACHINERY & EQUIPMENT PARTS & SUPPLIES	4,464	10,000	10,000	10,000
53820	OTHER MATERIALS & SUPPLIES	15,268	5,000	20,000	5,000
	TOTAL SUPPLIES	102,915	135,600	146,600	135,600
SERVICES					
52015	PRINTING	-	200	200	200
52115	TRAVEL & EDUCATION	-	1,000	1,000	1,000
52130	LICENSES & CERTIFICATES	180	250	250	250
52135	DUES, SUBSCRIPTIONS & PUBLICATIONS	-	300	300	300
52140	ADVERTISING & LEGAL NOTICES	1,408	1,000	-	1,000
52165	PUBLIC & EMPLOYEE RELATIONS	400	750	750	750
52270	NON CAP LEASE/RENT-OTHER	334	3,000	6,000	3,000
55010	GENERAL SERVICES	12,252	5,000	5,000	5,000
55100	MEDICAL & PSYCH SERVICES	313	2,500	1,000	2,500

1000-5-1330 STREET

PUBLIC WORKS DIVISION

LINE ITEM DETAIL					
ACCOUNT NUMBER	ACCOUNT DESCRIPTION	ACTUAL 2023	AMENDED 2024	ESTIMATE 2024	PROPOSED 2025
55200	TESTING	-	-	-	-
55110	CIVIL SERVICES -ENG, ARCH, & SURVEY	-	-	-	-
55220	PROFESSIONAL SERVICES	-	-	250	-
55260	CONTRACTED LABOR	46,002	75,000	75,000	75,000
55281	CONTRACTED SERVICES - TREE TRIMMING	110,187	40,000	55,000	60,000
55610	OTHER CONTRACTED SERVICES	17,020	15,000	20,000	15,000
56010	UTIL-ELECTRICAL	-	-	-	-
56260	UTIL-COMMUNICATIONS	2,899	5,500	3,000	5,500
56885	UTIL-STREET LIGHTS	272,622	300,000	200,000	300,000
	TOTAL SERVICES	463,616	449,500	367,750	469,500
MAINTENANCE					
54050	MAINT-STREET, RDWYS & SDWLK	767,219	400,000	750,000	900,000
54170	CAP EXP-DIST/COLL SYS	(313)	-	-	-
54230	MAINT-STORM SEWERS & DRAINAGE	18,580	50,000	50,000	50,000
54250	MAINT-STORM SWR/DRNG-CC ROAD	-	-	-	-
54270	MAINT-DRAINAGE-S. 9TH	-	-	-	-
54630	MAINT-COMP & TELECOM EQUIPMENT	504	2,000	2,000	2,000
54650	MAINT-MOTOR VEH & HVY EQUIPMENT	98,734	125,000	155,000	125,000
54670	MAINT-RADIOS, INST & APPARATUS	350	1,000	1,000	1,000
54710	MAINT-MACH, TOOLS & EQUIPMENT	-	5,000	5,000	5,000
54770	MAINT-STREET LIGHTS	20,664	25,000	25,000	25,000
54810	MAINT-MISCELLANEOUS-OTHER	-	20,000	20,000	20,000
	TOTAL MAINTENANCE	905,738	628,000	1,008,600	1,128,000
CAPITAL					
58865	CAP EXP-VEHICLES	-	-	-	20,000
58910	CAP EXP-MACH & EQPT	-	-	-	40,000
	TOTAL CAPITAL OUTLAY	-	-	-	60,000
SUNDRY					
52365	PENALTIES AND/OR DAMAGES	-	2,000	-	2,000
59280	TRANS OUT TO TDA GRANT FUND 280	-	-	-	-
59299	TRANS OUT TO STREET MAINT & RECONST	-	-	-	-
	TOTAL SUNDRY	-	2,000	-	2,000
TOTAL 1000-1330 STREET		2,195,404	2,409,526	2,180,694	3,095,810

100-4-1350 CODE COMPLIANCE

COMMUNITY SUPPORT DIVISION

LINE ITEM DETAIL

ACCOUNT NUMBER	ACCOUNT DESCRIPTION	ACTUAL 2023	AMENDED 2024	ESTIMATE 2024	PROPOSED 2025
PERSONNEL SERVICES					
51010	SALARIES-FULL TIME	5,110	50,315	50,315	104,985
51090	SALARIES-PART TIME	-	350	350	350
51250	LONGEVITY PAY	50	144	144	-
51270	WELL PAY	-	775	775	775
51280	ADDTL COMP IN LIEU OF A RAISE	-	-	-	-
51310	CERTIFICATION PAY	-	1,080	1,080	1,080
51550	CELL PHONE ALLOWANCE	-	-	-	-
51610	EMPLR-SOC SEC & MEDICARE	355	5,894	5,894	8,176
51630	EMPLR-RETIREMENT CONTRIBUTIONS	753	8,088	8,088	16,708
51650	EMPLR-GROUP HEALTH/LIFE DENTAL	881	18,240	18,240	20,000
51750	EMPLR-WORKER'S COMP INSURANCE	7	120	120	172
	TOTAL PERSONNEL SERVICES	7,157	85,006	85,006	152,246
SUPPLIES					
52010	OFFICE SUPPLIES	10	1,500	500	1,500
52020	POSTAGE/SHIPPING EXPENSE	2,339	2,000	1,000	2,000
52041	MISC TOOLS & EQPT <$500	-	150	150	150
53010	PHOTO & VIDEO SUPPLIES	-	150	150	150
53310	UNIFORM SUPPLIES	-	400	400	400
53340	FUEL SUPPLIES	1,447	700	1,500	700
53520	SAFETY SUPPLIES	-	75	75	75
53750	AUTO PARTS & SUPPLIES	-	200	200	200
53820	OTHER MATERIALS & SUPPLIES	-	200	200	200
	TOTAL SUPPLIES	3,795	5,375	4,175	5,375
SERVICES					
52015	PRINTING	-	1,000	1,000	1,000
52115	TRAVEL & EDUCATION	550	500	500	500
52130	SERVICES-LICENSES & CERTIFICATES	-	-	-	-
52135	DUES, SUBSCRTNS & PUBLICATIONS	-	100	100	100
52140	ADVERTISING & LEGAL NOTICES	-	2,000	2,000	2,000
52165	PUBLIC & EMPLOYEE RELATIONS	-	100	100	100
52480	FILING AND/OR RELEASE OF LIEN	12,482	10,000	4,000	10,000
55100	MEDICAL & PHYCH SERVICES	-	-	-	-
55220	PROFESSIONAL SERVICES	-	750	750	750
55260	CONTRACT LABOR	87,899	2,500	45,000	2,500
55610	OTHER CONTRACT SERVICES	6,830	750	750	750
56260	UTIL-COMMUNICATIONS	488	1,500	1,500	1,500
	TOTAL SERVICES	108,257	19,200	55,700	19,200
MAINTENANCE					
54630	MAINT-COMP & TELECOM EQPT	5,785	4,000	4,000	4,000
54650	MAINT-MOTOR VEH & HVY EQUIP	949	500	500	500
54710	MAINT-MACH, TOOLS & EQUIP	-	100	100	100
54810	MAINT-MISC	-	100	100	100
54820	MAINT-CITY WIDE	66,671	60,000	60,000	60,000
54825	MAINT-CITY WIDE - DEMOLITIONS	10,750	50,000	50,000	50,000
	TOTAL MAINTENANCE	84,155	114,700	114,700	114,700
TOTAL 1000-1350 CODE COMPLIANCE		203,364	224,281	259,581	291,521

100-6-1410 PARKS AND RECREATION

LEISURE AND CULTURAL DIVISION

LINE ITEM DETAIL

ACCOUNT NUMBER	ACCOUNT DESCRIPTION	ACTUAL 2023	AMENDED 2024	ESTIMATE 2024	PROPOSED 2025
PERSONNEL SERVICES					
51010	SALARIES-FULL TIME	419,540	394,618	437,613	462,515
51090	SALARIES-PART TIME	-	2,223	2,223	2,223
51230	SALARIES-OVERTIME	14,602	12,500	12,500	15,000
51250	LONGEVITY PAY	6,600	6,540	5,000	5,715
51270	WELL PAY	4,475	5,809	4,800	5,757
51280	ADDTL COMP IN LIEU OF A RAISE	-	-	-	-
51530	AUTO ALLOWANCE	4,200	4,200	4,200	4,200
51550	CELL PHONE ALLOWANCE	1,500	2,100	1,500	2,100
51610	EMPLR-SOC SEC & MEDICARE	34,403	32,695	35,472	37,844
51630	EMPLR-RETIREMENT CONTRIBUTIONS	65,762	67,015	73,038	80,783
51650	EMPLR-GROUP HEALTH/LIFE DENTAL	76,447	85,500	92,338	85,000
51750	EMPLR-WORKER'S COMP INSURANCE	3,622	2,298	3,626	2,720
	TOTAL PERSONNEL SERVICES	631,151	615,498	672,310	703,857
SUPPLIES					
52010	OFFICE SUPPLIES	1,107	1,000	1,000	1,000
52020	POSTAGE/SHIPPING EXPENSE	151	450	450	450
52030	CLEANING & JANITORIAL SUPPLIES	9,886	6,250	6,250	6,250
52035	PROTECTIVE CLOTHING	-	1,000	-	1,000
52041	MISC TOOLS & EQPT <$500	873	1,175	1,175	1,175
52042	OFFICE FURNITURE & EQPT <$500	110	300	300	300
52045	NON-CAP ACQ-TOOLS & ACCESS	543	650	650	650
52050	NON-CAP ACQ- MACH & EQUIP	2,960	7,500	7,500	7,500
52055	NON-CAP ACQ-FURN & FIXTURES	2,854	3,500	3,500	3,500
52090	NON-CAP BUILDINGS	-	-	-	-
53040	AG & BOTANICAL SUPPLIES	-	500	500	500
53130	CHEMICAL SUPPLIES	1,821	3,900	1,900	3,900
53310	UNIFORM SUPPLIES	2,416	2,500	500	2,500
53340	FUEL SUPPLIES	16,491	15,000	17,000	15,000
53460	GENERAL SAFETY SUPPLIES	516	600	600	600
53520	SAFETY SUPPLIES-OTHER	-	500	500	500
53550	RECREATIONAL SUPPLIES	-	1,500	500	1,500
53640	LIGHTING & DECORATIVE SUPPLIES	53,728	65,000	78,500	65,000
53750	AUTO PARTS & SUPPLIES	693	1,500	500	1,500
53755	MACHINERY & EQUIPMENT PARTS & SUPPLIES	2,416	2,925	2,925	2,925
53820	OTHER MATERIALS & SUPPLIES	3,484	7,000	7,000	7,000
53845	FREEDOM FIELD FLAGS/SUPPLIES	2,014	3,000	3,000	3,000
53858	BUILDING & GROUNDS MTC PARTS & SUPPLIES	26,287	11,000	11,000	11,000
	TOTAL SUPPLIES	128,352	136,750	145,250	136,750
SERVICES					
52015	PRINTING	1,829	1,000	1,000	1,000
52115	TRAVEL & EDUCATION	-	400	400	400
52130	LICENSES & CERTIFICATES	-	650	650	650
52135	DUES, SUBSCRIPTIONS & PUBLICATIONS	897	600	600	600
52140	ADVERTISING & LEGAL NOTICES	222	1,200	1,200	1,200
52160	PROMOTIONAL ADV & MATERIALS	-	750	750	750
52165	PUBLIC & EMPLOYEE RELATIONS	853	1,000	1,000	1,000

100-6-1410 PARKS AND RECREATION

LEISURE AND CULTURAL DIVISION

LINE ITEM DETAIL					
ACCOUNT NUMBER	ACCOUNT DESCRIPTION	ACTUAL 2023	AMENDED 2024	ESTIMATE 2024	PROPOSED 2025
52230	JANITORIAL & LAUNDRY SERVICES	26,670	19,000	19,000	19,000
52260	LAND & BUILDING RENTAL	-	-	-	-
52270	NON-CAP LEASE/RENT-OTHER	287	2,000	1,000	2,000
55010	GENERAL SVCS - OTHER	1,592	1,000	1,000	1,000
55100	MEDICAL & PHYCH SERVICES	536	500	500	500
55220	PROFESSIONAL SERVICES - OTHER	-	-	-	-
55260	CONTRACT LABOR	28,456	20,100	12,100	20,100
56010	UTIL-ELECTRICAL	75,080	70,000	70,000	75,000
56260	UTIL-COMMUNICATIONS	2,069	3,500	3,500	3,500
56635	UTIL-GAS	2,536	3,200	3,200	3,200
		141,027	124,900	115,900	129,900
MAINTENANCE					
54310	MAINT-PARK & REC FACILITIES	19,936	72,025	72,025	72,025
54350	MAINT-REC FAC-RESTROOMS	10,674	35,000	35,000	35,000
54370	MAINT-REC FAC-FIELDS	27,951	7,500	7,500	7,500
54390	MAINT-REC FAC-PARKING LOT	-	21,500	21,500	21,500
54410	MAINT-PARK FAC-PARK GROUNDS	111,981	37,800	37,800	37,800
54420	MAINT-PARK FAC-MOWING	255,589	230,000	230,000	230,000
54430	MAINT-PARK FAC-JOGGING PATHS	4,545	4,000	4,000	4,000
54450	MAINT-PARK FAC-PK AMENITIES	-	-	-	3,371
54470	MAINT-PARK FAC-PARKING LOTS	3,325	1,000	1,000	1,000
54570	MAINT-FURNITURE, FIXTURES & LIGHTING	12,264	6,000	3,000	6,000
54630	MAINT-COMPUTER & TELECOM EQUIPMENT	44	1,500	500	1,500
54650	MAINT-MOTOR VEH & HVY EQUIPMENT	14,797	16,300	16,300	16,300
54710	MAINT-MACH, TOOLS & EQUIPMENT	4,181	6,200	6,200	6,200
54810	MAINT-MISCELLANEOUS	5,059	5,000	18,000	5,000
55030	WEBSITE INTERNET ACCESS	691	737	737	736
55610	CONTRACTED SERVICES - FIREWORKS	-	20,000	20,000	20,000
55680	MAINT-BUILDINGS & GROUNDS	15,090	36,200	36,200	36,200
	TOTAL MAINTENANCE	486,125	500,762	509,762	504,132
CAPITAL					
58670	CAP EXP-PARK AMENITIES	-	-	-	-
58910	CAP EXP-MACHINERY & EQUIPMENT	-	104,208	104,208	4,000
58995	CAP EXP-MAINTENANCE PROJECTS	-	-	-	-
	TOTAL CAPITAL OUTLAY	-	104,208	104,208	4,000
SUNDRY					
59802	TRANS OUT TO SUMMER RECREATION FUND	5,000	5,000	5,000	10,000
	TOTAL SUNDRY	5,000	5,000	5,000	10,000
TOTAL 1000-1410 PARKS AND RECREATION		1,391,655	1,487,118	1,552,430	1,488,639

1000-6-1420 LAKES AND GROUNDS

LEISURE AND CULTURAL DIVISION

LINE ITEM DETAIL					
ACCOUNT NUMBER	ACCOUNT DESCRIPTION	ACTUAL 2023	AMENDED 2024	ESTIMATE 2024	PROPOSED 2025
PERSONNEL SERVICES					
51010	SALARIES-FULL TIME	35,857	33,904	38,000	35,599
51230	SALARIES-OVERTIME	2,898	2,256	5,000	5,000
51250	LONGEVITY PAY	894	930	930	930
51270	WELL PAY	497	387	387	387
51550	CELL PHONE ALLOWANCE	600	-	600	-
51610	EMPLR-SOC SEC & MEDICARE	3,074	2,867	4,337	2,824
51630	EMPLR-RETIREMENT CONTRIBUTIONS	5,939	5,876	8,999	6,845
51650	EMPLR-GROUP HEALTH/LIFE DENTAL	5,168	5,700	8,534	5,000
51750	EMPLR-WORKER'S COMP INSURANCE	341	322	324	303
	TOTAL PERSONNEL SERVICES	55,269	52,242	67,111	56,888
SUPPLIES					
52010	OFFICE SUPPLIES	1,014	250	250	250
52020	POSTAGE/SHIPPING EXPENSE	-	30	30	30
52115	TRAVEL & EDUCATION	-	200	200	200
52030	CLEANING & JANITORIAL SUPPLIES	1,478	2,000	2,000	2,000
52035	PROTECTIVE CLOTHING	-	100	100	100
52041	MISC TOOLS & EQPT <$500	-	500	500	500
52045	NON-CAP ACQ-TOOLS & ACCESS	99	1,700	1,700	1,700
52050	NON-CAP ACQ-MACH & EQUIP	-	1,700	1,700	1,700
52055	NON-CAP ACQ-FURN & FIXTURES	2,116	-	-	-
52090	NON-CAP ACQ-BUILDINGS & IMPROVEMENTS	-	4,000	4,000	4,000
52100	CERTIFICATES, AWARDS, ETC.	-	-	-	-
52230	JANITORIAL & LAUNDRY SERVICES	8,820	10,000	10,000	10,000
53040	AG & BOTANICAL SUPPLIES	-	-	-	-
53130	CHEMICAL SUPPLIES	153	500	500	500
53310	UNIFORM SUPPLIES	460	250	250	250
53340	FUEL SUPPLIES	2,977	2,900	2,900	2,900
53460	GENERAL SAFETY SUPPLIES	-	1,000	1,000	1,000
53640	LIGHTING & DECORATIVE SUPPLIES	-	-	-	-
53730	SHOP PARTS & SUPPLIES	139	900	900	900
53750	AUTO PARTS & SUPPLIES	662	1,500	1,500	1,500
53755	MACHINERY & EQUIPMENT PARTS & SUPPLIES	202	1,000	1,000	1,000
53820	OTHER MATERIALS & SUPPLIES	6,214	2,000	4,000	2,000
53858	BUILDING & GROUNDS MTC PARTS & SUPPLIES	4,912	3,000	4,000	3,000
	TOTAL SUPPLIES	29,246	33,530	36,530	33,530
SERVICES					
52015	PRINTING	590	200	1,500	400
52165	PUBLIC & EMPLOYEE RELATIONS	165	500	500	500
52270	NON-CAP LEASE/RENT-OTHER	104	500	500	500
52395	GENERAL SERVICES	-	500	500	500
55010	GEN SVCS-OTHER	8	400	400	400
55260	CONTRACT LABOR	-	3,000	3,000	3,000
56010	UTIL-ELECTRICAL	12,451	18,000	18,000	18,000
56260	UTIL-COMMUNICATIONS	-	100	100	100
	TOTAL SERVICES	13,317	23,200	24,500	23,400

1000-6-1420 LAKES AND GROUNDS

LEISURE AND CULTURAL DIVISION

LINE ITEM DETAIL					
ACCOUNT NUMBER	ACCOUNT DESCRIPTION	ACTUAL 2023	AMENDED 2024	ESTIMATE 2024	PROPOSED 2025
MAINTENANCE					
54310	MAINT-PARK & REC FACILITIES	2,380	2,500	2,500	2,500
54350	MAINT-REC FAC-RESTROOMS	416	1,000	1,000	1,000
54370	MAINT-REC FAC-FIELDS	2,393	7,000	7,000	7,000
54390	MAINT-REC FAC-PARKING LOT	-	2,000	2,000	2,000
54410	MAINT-REC FAC-PARK GROUNDS	11,693	1,000	1,000	1,000
54450	MAINT-REC FAC-PARK AMENITIES	-	-	-	-
54570	MAINT-FURN/FIXTURES/LIGHTING	5,227	1,000	3,000	3,000
54630	MAINT-REC FAC-COMP&TELECOM EQPT	-	350	350	350
54650	MAINT-MOTOR VEH &HVY EQPT	6,254	4,000	6,000	4,000
54710	MAINT-MACH, TOOLS & EQUIPMENT	3,223	2,000	2,500	2,000
54790	MAINT-MARINE EQUIPMENT	-	500	500	500
54810	MAINT-MISCELLANEOUS-OTHER			-	-
55680	MAINT-BUILDINGS & GROUNDS	4,300	7,000	7,000	18,850
	TOTAL MAINTENANCE	35,886	28,350	32,850	42,200
CAPITAL					
58670	CAP EXP-MAINTENANCE PROJECTS	6,700	10,000	10,000	56,652
	TOTAL CAPITAL OUTLAY	6,700	10,000	10,000	56,652
TOTAL 1000-1420 LAKES AND GROUNDS		140,418	147,322	170,991	212,670

1000-6-1430 SR ACTIVITY CENTER

LEISURE AND CULTURAL DIVISION

LINE ITEM DETAIL

ACCOUNT NUMBER	ACCOUNT DESCRIPTION	ACTUAL 2023	AMENDED 2024	ESTIMATE 2024	PROPOSED 2025
PERSONNEL SERVICES					
51010	SALARIES-FULL TIME	85,173	82,681	68,705	81,714
51090	SALARIES-PART TIME	-	3,500	3,500	3,500
51250	LONGEVITY PAY	1,398	2,514	1,566	1,473
51270	WELL PAY	994	1,162	775	1,071
51610	EMPLR-SOC SEC & MEDICARE	6,682	6,874	5,360	6,714
51630	EMPLR-RETIREMENT CONTRIBUTIONS	12,772	14,090	11,025	13,759
51650	EMPLR-GROUP HEALTH/LIFE DENTAL	15,368	17,100	12,768	15,000
51750	EMPLR-WORKER'S COMP INSURANCE	301	339	196	276
	TOTAL PERSONNEL SERVICES	122,688	128,260	103,895	123,507
SUPPLIES					
52010	OFFICE SUPPLIES	-	150	150	150
52020	POSTAGE/SHIPPING EXPENSE	-	-	-	-
52030	CLEANING & JANITORIAL	1,019	1,000	1,000	1,000
52115	TRAVEL & EDUCATION	-	150	150	150
52035	MATERIALS & SUPPLIES-PROTECTIVE CLOTHING	-	100	100	100
52041	MISC TOOLS & EQPT <$500	91	400	400	400
52042	OFFICE FURN & EQPT <$500	-	250	250	250
53130	CHEMICAL SUPPLIES	-	75	75	75
53190	FOOD SUPPLIES	1,204	2,500	2,500	2,500
53310	UNIFORM SUPPLIES	92	100	100	100
53550	RECREATIONAL SUPPLIES	-	500	1,500	800
53750	AUTO PARTS & SUPPLIES	-	250	250	250
53755	MACHINERY & EQUIPMENT PARTS & SUPPLIES	15	250	250	250
53820	OTHER MATERIALS & SUPPLIES	-	300	300	300
53858	MAINTENANCE SUPPLIES-BLDGS & GROUNDS	110	600	600	600
	TOTAL SUPPLIES	2,532	6,625	7,625	6,925
SERVICES					
52015	PRINTING	-	175	175	175
55260	CONTRACT LABOR	-	-	-	-
52165	PUBLIC & EMPLOYEE RELATIONS	380	500	500	500
52270	EQUIPMENT RENTAL	724	600	600	600
55010	GENERAL SERVICES-OTHER			-	-
55030	WEBSITE / INTERNET ACCESS	641	800	800	800
56010	UTIL-ELECTRICAL	3,346	3,000	3,000	3,000
56260	UTIL-COMMUNICATIONS	322	600	600	600
56635	UTIL-GAS	1,832	1,500	1,500	1,500
	TOTAL SERVICES	7,244	7,175	7,175	7,175
MAINTENANCE					
54650	MAINT-MOTOR VEHICLES & EQUIPMENT	256	250	250	250
54710	MAINT-MACH & EQUIPMENT	-	-	600	-
55680	MAINT-BUILDINGS & GROUNDS	4,490	25,000	25,000	25,000
	TOTAL MAINTENANCE	4,746	25,250	25,850	25,250
TOTAL 1000-1430 SR ACTIVITY CENTER		137,210	167,310	144,545	162,857

1000-6-1450 SWIMMING POOL

LEISURE AND CULTURAL DIVISION

LINE ITEM DETAIL					
ACCOUNT NUMBER	ACCOUNT DESCRIPTION	ACTUAL 2023	AMENDED 2024	ESTIMATE 2024	PROPOSED 2025
PERSONNEL SERVICES					
51010	SALARIES-FULL TIME	-	6,300	-	6,616
51090	SALARIES-PART TIME	45,796	30,500	50,000	50,000
51230	SALARIES-OVERTIME	4,792	5,000	5,000	5,000
51610	EMPLR-SOC SEC & MEDICARE	3,889	3,198	4,253	4,713
51550	CELL PHONE ALLOWANCE	250	-	600	-
51630	EMPLR-RETIREMENT CONTRIBUTIONS	-	960	960	1,011
51750	EMPLR-WORKER'S COMP INSURANCE	423	359	450	527
	TOTAL PERSONNEL SERVICES	55,151	46,317	61,263	67,867
SUPPLIES					
52010	OFFICE SUPPLIES	101	150	150	150
52020	POSTAGE/SHIPPING EXPENSE	40	-	-	-
52030	CLEANING & JANITORIAL SUPPLIES	514	1,500	1,500	1,500
52041	MISC TOOLS & EQPT <$500	-	450	450	450
52050	NON-CAP ACQ-MACHINERY & EQUIPMENT	490	6,500	6,500	6,500
52060	NON-CAP ACQ-SAFETY EQUIP & DEV	-	2,200	2,200	2,200
52080	NON-CAP ACQ-RECREATIONAL	97	9,500	9,500	13,500
53040	AG & BOTANICAL SUPPLIES	-	50	50	50
53130	CHEMICAL SUPPLIES	28,577	17,500	25,000	25,000
53250	CONCESSION PRODUCTS & SUPPLIES	-	5,000	5,000	5,000
53310	UNIFORM SUPPLIES	1,123	1,800	1,800	1,800
53460	GENERAL SAFETY SUPPLIES	2,937	1,125	1,125	1,125
53550	RECREATIONAL SUPPLIES	-	1,000	2,500	2,000
53820	OTHER MATERIALS & SUPPLIES	-	2,100	2,100	2,100
53858	BUILDING & GROUNDS MTC PARTS & SUPPLIES	1,719	2,500	2,500	2,500
	TOTAL SUPPLIES	35,599	51,375	60,375	63,875
SERVICES					
52015	PRINTING	-	250	250	250
52115	TRAVEL & EDUCATION	640	2,750	2,750	2,750
52140	ADVERTISING & LEGAL NOTICES	352	1,000	1,000	1,000
52165	PUBLIC & EMPLOYEE RELATIONS	-	300	300	300
52270	NON-CAP LEASE/RENT-OTHER	-	1,400	1,400	1,400
55100	MEDICAL & PSYCH SERVICES	2,430	3,000	3,000	3,000
55260	CONTRACT LABOR	155	3,000	3,000	3,000
55010	GENERAL SERVICES - OTHER	7,429	10,000	10,000	10,000
56010	UTIL-ELECTRICAL	4,926	6,000	6,000	6,000
	TOTAL SERVICES	15,932	27,700	27,700	27,700
MAINTENANCE					
54310	MAINT-PARK & REC FACILITIES	2,525	3,000	3,000	3,000
54710	MAINT-MACH & EQUIPMENT	196	2,200	2,200	2,200
54330	MAINT-REC FAC-POOLS	21,802	22,700	22,700	27,000
55680	MAINT-BUILDINGS & GROUNDS	216	13,000	13,000	13,000
	TOTAL MAINTENANCE	24,739	40,900	40,900	45,200
TOTAL 1000-1450 SWIMMING POOL		131,420	166,292	190,238	204,642

1000-6-1460 LIBRARY

LEISURE AND CULTURAL DIVISION

LINE ITEM DETAIL					
ACCOUNT NUMBER	ACCOUNT DESCRIPTION	ACTUAL 2023	AMENDED 2024	ESTIMATE 2024	PROPOSED 2025
PERSONNEL SERVICES					
51010	SALARIES-FULL TIME	179,626	257,667	199,474	266,948
51090	SALARIES-PART TIME	8,628	20,000	19,074	20,000
51230	SALARIES-OVER TIME	336	-	-	-
51250	LONGEVITY PAY	2,130	2,478	2,478	2,334
51270	WELL PAY	1,036	3,873	3,873	2,953
51610	EMPLR-SOC SEC & MEDICARE	12,896	21,727	16,080	22,355
51630	EMPLR-RETIREMENT CONTRIBUTIONS	26,709	44,534	32,460	44,456
51650	EMPLR-GROUP HEALTH/LIFE DENTAL	30,735	57,000	45,735	50,000
51750	EMPLR-WORKER'S COMP INSURANCE	248	398	238	391
	TOTAL PERSONNEL SERVICES	262,343	407,677	319,412	409,437
SUPPLIES					
52010	OFFICE SUPPLIES	9,246	10,000	10,000	10,000
52020	POSTAGE/SHIPPING EXPENSE	88	800	400	800
52030	CLEANING & JANITORIAL SUPPLIES	2,081	1,600	2,000	2,000
52041	MISC TOOLS & EQPT <$500	389	500	300	500
52042	OFFICE FURNITURE & EQUIP <$500	440	500	-	500
52050	NON CAP ACQ-MACHINERY & EQUIPMENT	-	1,500	500	1,500
52065	NON-CAP ACQ-COMPUTER HDWR/SFTWR	404	3,000	3,000	3,000
52085	NON-CAP ACQ-FURNITURE	-	-	-	-
53640	LIGHTING & DECORATIVE SUPPLIES	-	-	-	-
58010	LIBRARY-PERIODICALS	3,544	4,000	4,000	4,000
58025	LIBRARY-BOOKS	37,509	35,000	35,000	37,000
58040	LIBRARY-AUDIOVISUAL	2,450	4,000	2,000	2,000
53858	BUILDING & GROUNDS MTC PARTS & SUPPLIES	364	500	-	500
	TOTAL SUPPLIES	56,516	61,400	57,200	61,800
SERVICES					
52015	PRINTING	1,076	1,200	800	1,500
52115	TRAVEL & EDUCATION	495	2,000	400	2,000
52135	DUES, SUBSCRIPTIONS & PUBLICATIONS	2,713	4,000	2,000	2,200
52140	ADVERTISING & LEGAL NOTICES	-	500	-	500
52165	PUBLIC & EMPLOYEE RELATIONS	1,769	1,000	1,000	3,000
52170	E-BOOK ONLINE SERVICE	-	4,000	4,000	4,000
52230	JANITORIAL AND CLEANING SERVICES	5,515	6,300	6,300	6,300
52270	NON-CAP LEASE/RENT-OTHER	23,904	4,000	4,000	4,000
55010	GEN SVCS-PERFORMERS	609	1,000	1,000	6,000
55100	MEDICAL & PSYCH SERVICES	-	500	500	500
55260	CONTRACT LABOR	73,255	12,000	12,000	12,000
55280	CONTRACTED SERVICES	-	2,364	2,174	2,364
56010	UTIL-ELECTRICAL	23,171	15,000	15,000	15,000
56260	UTIL-COMMUNICATIONS	11,155	12,000	12,000	12,000
	TOTAL SERVICES	143,662	65,864	61,174	71,364
MAINTENANCE					
54610	MAINT-OFFICE EQUIPMENT	1,090	1,500	1,500	1,500
54630	MAINT-COMP & TELECOM EQPT	1,799	2,000	2,000	2,000
54750	MAINT-HVAC	6,708	1,500	1,500	1,500
55680	MAINT-BUILDINGS & GROUNDS	26,068	5,000	3,000	6,000
	TOTAL MAINTENANCE	35,664	10,000	8,000	11,000
TOTAL 1000-1460 LIBRARY		498,185	544,941	445,786	553,601

1000-7-1510 K WOLENS B I C

BUILDING/EQUIPMENT MAINTENANCE DIVISION

LINE ITEM DETAIL

ACCOUNT NUMBER	ACCOUNT DESCRIPTION	ACTUAL 2023	AMENDED 2024	ESTIMATE 2024	PROPOSED 2025
SUPPLIES					
52010	OFFICE SUPPLIES	90	75	75	100
52030	CLEANING & JANITORIAL SUPPLIES	791	300	300	550
52041	MISC TOOLS & EQPT < $500	1,103	50	50	400
53755	MACHINERY & EQUIPMENT PARTS & SUPPLIES	140	-	-	-
53820	OTHER MATERIALS & SUPPLIES	1,767	2,500	2,500	2,500
53858	BUILDING & GROUNDS MTC PARTS & SUPPLIES	1,150	1,500	1,500	2,000
	TOTAL SUPPLIES	5,040	4,425	4,425	5,550
SERVICES					
55220	PROFESSIONAL SERVICES	-	500	500	500
56010	UTIL-ELECTRICAL	5,261	4,350	4,350	4,350
56260	UTIL-COMMUNICATION	508		-	-
56635	UTIL-GAS	6,384	5,200	5,200	5,200
	TOTAL SERVICES	12,153	10,050	10,050	10,050
MAINTENANCE					
54610	MAINT-OFFICE EQUIPMENT	-	150	150	150
54710	MAINT-MACHINERY & EQUIPMENT	1,243	2,000	2,000	2,000
54750	MAINT-HVAC	-	5,000	8,000	5,000
54810	MAINT-MISCELLANEOUS-OTHER	-	-	-	-
55680	MAINT-BUILDINGS & GROUNDS	49,286	40,000	40,000	40,000
	TOTAL MAINTENANCE	50,528	47,150	50,150	47,150
TOTAL 1000-1510 K WOLENS BIC		67,722	61,625	64,625	62,750

1000-7-1530 SERVICE CENTER

BUILDING/EQUIPMENTS MAINTENANCE DIVISION

LINE ITEM DETAIL

ACCOUNT NUMBER	ACCOUNT DESCRIPTION	ACTUAL 2023	AMENDED 2024	ESTIMATE 2024	PROPOSED 2025
PERSONNEL SERVICES					
51010	SALARIES-FULL TIME	52,545	125,445	88,513	131,719
51230	SALARIES-OVERTIME	19,653	3,618	3,776	4,000
51250	LONGEVITY PAY	864	1,074	1,074	930
51270	WELL PAY	994	2,324	2,324	2,324
51280	ADDTL COMP IN LIEU OF A RAISE	-	-	-	-
51310	CERTIFICATION PAY	1,700	500	1,800	500
51550	CELL PHONE ALLOWANCE	600	600	600	600
51610	EMPLR-SOC SEC & MEDICARE	5,838	10,217	7,505	10,716
51630	EMPLR-RETIREMENT CONTRIBUTIONS	11,228	20,942	15,458	22,874
51650	EMPLR-GROUP HEALTH/LIFE DENTAL	10,245	34,200	22,965	30,000
51750	EMPLR-WORKER'S COMP INSURANCE	699	1,336	685	1,338
	TOTAL PERSONNEL SERVICES	104,367	200,256	144,700	205,001
SUPPLIES					
52010	OFFICE SUPPLIES	676	1,000	1,000	1,000
52020	POSTAGE/SHIPPING EXPENSE	14	100	100	100
52030	CLEANING & JANITORIAL SUPPLIES	6,456	2,000	11,000	11,000
52035	PROTECTIVE CLOTHING	24	500	500	500
52041	MISC TOOLS & EQPT <$500	-	2,500	2,500	2,500
52042	OFFICE FURNITURE & EQPT <$500	-	500	500	500
52045	NON-CAP ACQ-TOOLS & ACCESS	20	1,000	1,000	1,000
52050	NON-CAP ACQ-MACH & EQUIPMENT	-	-	-	-
52065	NON-CAP ACQ-COMP HDWR/SFTWR	-	-	-	-
52090	NON CAP ACQ - IMPROVEMENTS	-	-	-	-
52095	NON CAP ACQ - OTHER	-	1,000	1,000	1,000
53070	MEDICAL & VET SUPPLIES	202	-	-	-
53130	CHEMICAL SUPPLIES	1,343	5,000	5,000	5,000
53280	FOOD & CUSTODIAL SUPPLIES	24	-	-	-
53310	UNIFORM SUPPLIES	125	1,600	1,000	1,600
53340	FUEL SUPPLIES	2,482	1,500	1,500	1,500
53400	GREASES & LUBRICANTS-SHOP ONLY	-	2,000	2,000	2,000
53460	GENERAL SAFETY SUPPLIES	591	3,000	1,500	3,000
53730	SHOP PARTS & SUPPLIES	70	5,000	5,000	5,000
53750	AUTO PARTS & SUPPLIES	-	2,000	2,000	2,000
53755	M&E PARTS & SUPPLIES	2,020	1,000	1,000	1,000
53820	OTHER MATERIALS & SUPPLIES	8,498	2,000	7,500	2,000
	TOTAL SUPPLIES	22,545	31,700	44,100	40,700
SERVICES					
52015	PRINTING	-	100	100	100
52115	TRAVEL & EDUCATION	280	1,000	500	1,000
52130	LICENSES & CERTIFICATES	-	750	400	750
52135	DUES, SUBSCRIPTIONS & PUBLICATIONS	-	750	750	750
52165	PUBLIC & EMPLOYEE RELATIONS	156	500	500	500
52230	JANITORIAL & LAUNDRY SVCS	1,733	8,000	4,000	8,000
52270	NON CAP LEASE/RENT-OTHER	890	1,000	1,000	1,000

1000-7-1530 SERVICE CENTER

BUILDING/EQUIPMENTS MAINTENANCE DIVISION

LINE ITEM DETAIL					
ACCOUNT NUMBER	ACCOUNT DESCRIPTION	ACTUAL 2023	AMENDED 2024	ESTIMATE 2024	PROPOSED 2025
52330	PROPERTY INS (BLDG & CONTENTS)	2,344	2,500	1,500	2,500
55100	MEDICAL & PSYCH SERVICES	-	150	150	150
55200	TESTING	-	1,000	1,000	1,000
55220	PROFESSIONAL SERVICES	469	1,000	1,000	1,000
55280	CONTRACTED SERVICES	3,769	2,000	2,000	2,000
55610	CONTRACT SERVICES-OTHER	-	1,000	1,000	1,000
56010	UTIL-ELECTRICAL	8,114	10,000	6,000	10,000
56260	UTIL-COMMUNICATIONS	409	2,000	500	2,000
56635	UTIL-GAS	9,565	9,000	10,000	9,000
		28,172	40,750	34,400	40,750
MAINTENANCE					
54610	MAINT-OFFICE EQUIPMENT	-	500	500	500
54630	MAINT-COMP & TELECOM EQPT	-	300	500	300
54650	MAINT-MOTOR VEH & HVY EQUIPMENT	7,091	4,000	4,000	4,000
54670	MAINT-RADIOS, INST & APPARATUS	-	200	200	200
54710	MAINT-MACH, TOOLS & EQUIP	120	3,000	3,000	3,000
54810	MAINT-MISCELLANEOUS	-	1,000	1,000	1,000
55680	MAINT-BUILDINGS & GROUNDS	46,215	30,000	30,000	30,000
	TOTAL MAINTENANCE	53,425	39,000	39,200	39,000
CAPITAL					
58910	CAP EXP-MACH & EQUIP	-	-	-	-
58995	CAP EXP-MAINTENANCE PROJECTS	-	10,000	10,000	45,000
	TOTAL CAPITAL OUTLAY	-	10,000	10,000	45,000
TOTAL 1000-1530 SERVICE CENTER		208,510	321,706	272,400	370,451

1000-7-1540 BUILDING SERVICES

BUILDING/EQUIPMENT MAINTENANCE DIVISION

LINE ITEM DETAIL

ACCOUNT NUMBER	ACCOUNT DESCRIPTION	ACTUAL 2023	AMENDED 2024	ESTIMATE 2024	PROPOSED 2025
PERSONNEL SERVICES					
51010	SALARIES-FULL TIME	51,111	49,234	51,174	51,717
51230	SALARIES-OVERTIME	-	250	250	250
51250	LONGEVITY PAY	1,596	1,416	1,416	1,416
51270	WELL PAY	-	775	775	775
51280	ADDTL COMP IN LIEU OF A RAISE	-	-	-	-
51610	EMPLR-SOC SEC & MEDICARE	4,032	3,953	3,993	4,143
51630	EMPLR-RETIREMENT CONTRIBUTIONS	7,688	8,103	8,321	8,844
51650	EMPLR-GROUP HEALTH/LIFE DENTAL	10,245	11,400	11,385	10,000
51750	EMPLR-WORKER'S COMP INSURANCE	706	687	681	688
	TOTAL PERSONNEL SERVICES	75,378	75,818	77,995	77,833
SUPPLIES					
52010	OFFICE SUPPLIES	3,358	2,500	2,500	2,500
52030	CLEANING & JANITORIAL SUPPLIES	6,942	6,500	7,800	6,500
52035	PROTECTIVE CLOTHING	-	150	150	150
52041	MISC TOOLS & EQPT <$500	-	500	500	500
52042	OFFICE FURNITURE & EQPT <$500	1,749	600	600	600
52045	NON-CAP ACQ-TOOLS & ACCESS	-	-	-	-
52050	NON-CAP ACQ-MACH & EQUIP	648	750	750	750
52085	NON-CAP ACQ-FURNITURE	-	800	800	800
52095	NON-CAP ACQ-OTHER			-	-
52100	CERTIFICATES, AWARDS, ETC.			-	-
53040	AG & BOTANICAL SUPPLIES	79	250	250	250
53070	MEDICAL SUPPLIES	201	500	500	500
53310	UNIFORM SUPPLIES	294	250	250	250
53340	FUEL SUPPLIES	-	-	-	-
53640	DECORATION SUPPLIES	6,481	4,200	5,050	4,200
53730	SHOP PARTS & SUPPLIES	-	200	200	200
53755	MACHINERY & EQUIPMENT PARTS & SUPPLIES	-	350	350	350
53820	OTHER MATERIALS & SUPPLIES	5	1,500	1,500	1,500
53858	SUPPLIES-MTC-BLDGS & GRNDS	1,626	3,000	3,000	3,000
	TOTAL SUPPLIES	21,384	22,050	24,200	22,050
SERVICES					
52015	PRINTING	911	750	750	750
52020	POSTAGE & SHIPPING	15	350	350	350
52115	TRAVEL & EDUCATION	44	150	150	150
52140	ADVERTISING & LEGAL NOTICES	-	300	300	300
52165	PUBLIC & EMPLOYEE RELATIONS	2,063	1,500	1,500	1,500
52230	JANITORIAL & LAUNDRY SERVICES	3,343	6,500	6,500	6,500
55010	GENERAL SERVICES	-	3,000	3,000	3,000
55100	MEDICAL & PSYCH SERVICES	45	150	150	150
55230	INSPECTION SERVICES	-	-	-	-
55220	PROFESSIONAL SERVICES	-	500	500	500

1000-7-1540 BUILDING SERVICES

BUILDING/EQUIPMENT MAINTENANCE DIVISION

LINE ITEM DETAIL

ACCOUNT NUMBER	ACCOUNT DESCRIPTION	ACTUAL 2023	AMENDED 2024	ESTIMATE 2024	PROPOSED 2025
55610	CONTRACTED SERVICES-OTHER	-	27,000	27,000	27,000
56010	UTIL-ELECTRICAL	47,951	50,000	50,000	50,000
56260	UTIL-COMMUNICATIONS	271	1,900	1,900	1,900
56635	UTIL-GAS	9,802	9,000	9,000	9,000
	TOTAL SERVICES	64,442	101,100	101,100	101,100
MAINTENANCE					
54410	MAINT-PARK FAC-PARK GROUNDS	-	-	-	-
54570	MAINT-FURNITURE & FIXTURES	7,567	2,500	2,500	2,500
54710	MAINT-MACH, TOOLS & EQUIPMENT	4,493	1,500	1,500	1,500
54730	MAINT-HVAC AGREEMENT	8,411	10,000	10,000	10,000
54750	MAINT-HVAC REPAIRS	19,505	10,000	10,000	10,000
54810	MAINT-MISCELLANEOUS	448	2,100	2,100	2,100
55680	MAINT-BLDGS&GROUNDS & PAINT GVT CTR	51,139	65,000	65,000	65,000
59205	TRANS SPEC REV TEMPLE BETHEL	35,000	73,650	73,650	35,000
		126,562	164,750	164,750	126,100
CAPITAL					
58280	CAP EXP-BLDGS & GROUNDS	-	-	-	17,350
	TOTAL CAPITAL OUTLAY	-	-	-	17,350
TOTAL 1000-1540 MUNICIPAL BUILDINGS		287,766	363,718	368,045	344,433

1000-8-9910 NON DEPARTMENTAL

NON-DEPARTMENTAL DIVISION

LINE ITEM DETAIL

ACCOUNT NUMBER	ACCOUNT DESCRIPTION	ACTUAL 2023	AMENDED 2024	ESTIMATE 2024	PROPOSED 2025
SUPPLIES					
52010	OFFICE SUPPLIES	47,036	4,000	4,000	4,000
53820	PRINCIPAL-SBIT	306,528	-	-	-
	TOTAL SUPPLIES	353,564	4,000	4,000	4,000
SERVICES					
52165	PUBLIC & EMPLOYEE RELATIONS	148	-	-	-
52015	PRINTING	-	-	-	-
52020	POSTAGE & SHIPPING	-	-	-	-
52140	ADV & LEGAL NOTICES	713	500	500	500
52210	BANKING SERVICES	58,648	75,000	75,000	59,000
52270	NON-CAP LEASE/EQUIPMENT RENTAL	2,421	7,000	7,000	2,500
52290	GENERAL LIABILITY INSURANCE	19,836	15,500	15,500	20,000
52293	RAILROAD PROTECTIVE LIABILITY INS	-	-	-	-
52295	PUBLIC OFF LIAB INS (ERRORS & OMM)	33,437	38,610	38,610	34,000
52300	FLEET LIABILITY INSURANCE	27,986	33,000	33,000	28,000
52320	CRIME COVERAGE FIDELITY	6,083	6,820	6,820	6,820
52330	PROPERTY INS (BLDG & CONTENTS)	79,663	71,500	71,500	71,500
52340	MOBILE EQUIPMENT INSURANCE	8,866	9,000	9,000	9,000
52415	COURT COSTS	-	-	-	-
52450	INS CLAIMS OR SETTLEMENTS	-	-	-	-
52420	REFUND OF COLLECTED REVENUE	(10,861)	-	-	-
52600	ADJUSTMENTS/REFUNDS	14,376	-	-	-
55010	GENERAL SERVICES - OTHER	13,134	6,000	6,000	6,000
55040	AUDITING & FINANCIAL SERVICES - SPECIAL	-	-	-	-
55220	PROFESSIONAL SERVICES	-	1,000	1,000	1,000
55310	CONTR SVCS-CORS IND FOUNDATION	5,000	5,000	5,000	-
55320	CONTR SVCS-COMM SERV/MAGNET	1,500	1,500	5,000	5,000
55330	CONTR SVCS-MENTAL HLTH/RET	4,000	4,000	4,000	4,000
55340	CONTR SVCS-CORS EMERGENCY	-	2,000	2,000	-
55350	CONTR SVCS-WEATHER RADAR	5,000	5,000	5,000	5,000
55450	CONTR SVCS-CHILD ADVOCACY CTR	2,500	2,500	2,500	2,500
55510	CONTR SVCS-MEALS ON WHEELS	3,000	3,000	4,500	4,500
55110	CIVIL SERVICES -ENG, ARCH, & SURVEY	-	-	-	-
55260	CONTRACT LABOR	-	-	-	-
55620	LAW ENFORCEMENT LIABILITY	31,606	33,000	33,000	33,000
55640	AUTO PHYSICAL DAMAGE INS	54,666	55,000	55,000	55,000
56010	UTIL - ELECTRICAL	4,849	1,000	1,000	5,000
56260	UTIL - COMMUNICATIONS	7,923	12,000	12,000	8,000
	TOTAL SERVICES	373,362	387,930	392,930	360,320
MAINTENANCE					
54610	MAINT-OFFICE EQUIPMENT	-	1,000	1,000	1,000
54650	MAINT - VEHICLE	-	-	-	-
55680	MAINT-BLDG AND GRDS -STATE HOME&5TH AVE	102,597	35,000	35,000	35,000
54630	MAINT-COMPUTER & TELECOM EQUIP	3,492	15,000	15,000	5,000
	TOTAL MAINTENANCE	106,089	51,000	51,000	41,000

1000-8-9910 NON DEPARTMENTAL

NON-DEPARTMENTAL DIVISION

LINE ITEM DETAIL					
ACCOUNT NUMBER	ACCOUNT DESCRIPTION	ACTUAL 2023	AMENDED 2024	ESTIMATE 2024	PROPOSED 2025
CAPITAL					
58220	CAP EXP-LAND	831,217	-	1,130,000	-
58280	CAP EXP-BUILDINGS & GROUNDS	11,983	-	761,225	-
58445	CAP EXP-IMPROVEMENTS-NON BUILDING	101,320	-	-	-
	TOTAL CAPITAL OUTLAY	944,520	-	1,891,225	-
SUNDRY					
52525	DOWNTOWN TAX INCENTIVE	15,016	20,000	20,000	20,000
52565	BAD DEBT	-	-	-	-
58230	CAPITAL OUTLAY	59,151	-	-	-
59203	TRANS OUT TO CEMETERY	105,000	200,000	200,000	250,000
59205	TRANS OUT TO PKS SPC RV/FIREWORKS	15,000	15,000	15,000	30,000
59212	TRANS OUT TO ECONOMIC DEVELOP	700,000	120,000	120,000	120,000
59244	TRANS OUT TO RULES OF ROAD (INS PROC)	-	-	-	-
59293	TRANS OUT TO 293	-	-	-	-
59285	TRANS OUT TO 285	-	-	-	-
59286	TRANS OUT TO 286	-	-	-	-
59358	TRANS OUT TO FUND 358	1,006,129	-	-	-
59361	TRANS OUT TO FUND 361	-	-	-	-
59362	TRANS OUT TO FUND 362 ANIMAL SHELTER	-	-	-	-
59363	TRANS OUT TO FUND 363 PALACE	-	-	-	-
59364	TRANS OUT TO FUND 364 TXDOT SIDEWALK	-	-	-	-
59296	TRANS OUT TO FUND 296	176,050	176,050	176,050	-
59802	TRANS OUT TO FUND 802	-	-	-	-
59806	TRANS OUT TO FUND 806	-	-	-	-
59808	TRANS OUT TO FUND 808	-	-	-	-
59513	TRANS OUT TO EMS/NEG CASH	-	500,000	500,000	240,000
59503	TRANS OUT TO EMS FUND	562,960	-	-	-
52380	ACROSS THE BOARD 5% RAISE	-	-	-	105,941
	TOTAL SUNDRY	2,639,306	1,031,050	1,031,050	765,941
		4,416,841	1,473,980	3,370,205	1,171,261

REVENUES

UTILITY OPERATING FUND (5001)

CHANGES IN AVAILABLE FUNDS

	ACTUAL 2023	AMENDED 2024	ESTIMATE 2024	PROPOSED 2025
Estimated Working Capital, 10/1	**$ 3,937,019**	**$ 2,361,696**	**$ 2,361,696**	**$ 184,218**
Revenue:				
Service Charges and Rents	19,999,962	19,581,000	19,581,000	22,105,000
Penalty Revenue	208,255	225,000	225,000	250,000
Other Revenue	26,418	109,950	109,950	86,960
Intergovernmental Revenue	-	-	-	-
Total Revenue	**$ 20,234,635**	**$ 19,915,950**	**$ 19,915,950**	**$ 22,441,960**
Disbursements:				
1605-Sampling & Analysis	613,257	731,140	684,197	698,353
1611-Overland WWTP	511,617	512,425	501,838	562,396
1612-Wastewater Reclamation Ctr.	1,629,197	1,874,165	1,870,514	1,886,978
1613-Lift Stations	242,288	258,798	345,602	317,195
1621-Navarro Mills Plant	3,095,459	2,818,951	3,126,199	3,064,131
1622-Lake Halbert Plant	1,138,771	1,177,890	1,191,158	1,189,515
1623-Water Storage Facilities	233,895	701,350	735,600	243,850
1640-Utility System Maintenance	7,489,707	5,035,870	7,119,139	5,422,219
1650-Utility Line Replacement	295,090	662,089	649,003	663,906
1670-Utility Billing	705,832	785,835	756,029	1,073,901
9910-Non-Departmental	5,854,846	5,137,849	5,114,149	5,764,580
Total Disbursements	*$ 21,809,958*	*$ 19,696,362*	*$ 22,093,428*	*$ 20,887,024*
Revenue Less Disbursements	**$ (1,575,323)**	**$ 219,588**	**$ (2,177,478)**	**$ 1,554,936**
Estimated Balance 9/30	**$ 2,361,696**	**$ 2,581,284**	**$ 184,218**	**$ 1,739,154**
Estimated Consolidated Cash	**$ (369,134)**		**$ (2,497,547)**	
	9/30/2023		***9/16/2024***	

This fund was established to account for operations of the water and sewer system. It is operated in a manner similar to private business enterprises where the intent is that the costs (expenses, including debt) of providing goods or services to the general public on a continuing basis are financed or recovered primarily through user charges.

REVENUES

5001-UTILITY OPERATING FUND

LINE ITEM DETAIL					
ACCOUNT NUMBER	ACCOUNT DESCRIPTION	ACTUAL 2023	AMENDED 2024	ESTIMATE 2024	PROPOSED 2025
SERVICE CHARGES & RENTS					
45010	USER FEES-WATER	13,092,766	12,200,000	12,200,000	14,400,000
45050	USER FEES-WASTEWATER	6,042,940	6,600,000	6,600,000	6,600,000
45070	USER FEES-WW-SURCHARGES	211,336	53,000	53,000	290,000
45080	USER FEES-WW-PRE-TRTMNT C	12,700	15,000	15,000	15,000
45090	USER FEES-CONTRACT PAYMENT	2,106	2,500	2,500	2,500
45170	SERV FEES-WATER TAPS	208,720	250,000	250,000	300,000
45180	SERV FEES-SEWER TAPS	188,300	250,000	250,000	250,000
45190	SERV FEES-SEWER-LAB CHG	30,487	32,000	32,000	32,000
45200	SERV FEES-INDUSTRIAL WASTE	3,585	6,000	6,000	4,000
45220	SERV FEES-METER CALIBRATIONS	-	2,000	2,000	1,000
45240	SERV FEES-TRANSFER/CUTOFFS	89,013	100,000	100,000	90,000
45250	SERV FEES-COST RECOVERIES	-	500	500	500
45260	SERVICE FEES-OTHER	50,225	70,000	70,000	70,000
45251	TRA COST RECOVERY	67,785	-	-	50,000
	TOTAL SERVICE CHARGES & RENTS	19,999,962	19,581,000	19,581,000	22,105,000
FINES & FORFEITURES					
43835	LATE PMT PENALTY FOR A/R	208,255	225,000	225,000	250,000
44010	ADMINISTRATIVE FINES - SEWER DISCHARGE	-	-	-	-
	TOTAL FINES & FORFEITURES	208,255	225,000	225,000	250,000
OTHER REVENUE					
46310	INTEREST INCOME	(31,204)	10,000	10,000	5,000
46160	INTEREST INCOME-INVESTMENTS	9,377	10,000	10,000	5,000
48555	MISC REIMBURSEMENTS/REFUNDS ETC	3,220	-	-	-
49060	MISC INCOME	-	3,000	3,000	500
49070	RETURNED CHECK FEES	2,500	3,900	3,900	6,900
49080	PROCEEDS-SALE/SALVAGE/AUCTION	20,350	25,000	25,000	20,000
49120	RECYCLING-SCRAP METAL, ETC.	2,015	3,000	3,000	500
49140	VENDING MACHINE INCOME	54	50	50	60
49160	MOWING INCOME/HAY SALES	11,880	13,000	13,000	12,000
49170	UTILITIES-BAD DEBT RECOVERY	4,942	4,000	4,000	4,000
49080	PROCEEDS-SALES		25,000	25,000	20,000
49300	INSURANCE PROCEEDS	-	10,000	10,000	10,000
49345	TML HEALTH INS RENEWAL CREDIT	434	-	-	-
49350	TWC-UNEMPLOYMENT-CARES ACT	-	3,000	3,000	-
49064	INVESTIGATIONS	2,850	-	-	3,000
	TOTAL OTHER REVENUE	26,418	109,950	109,950	86,960
INTERGOVERNMENTAL REVENUE					
47341	TRANSFER FROM FUND 341	-	-	-	-
47339	TRANSFER FROM FUND 339	-	-	-	-
	TOTAL INTERGOVERNMENTAL REVENUE	-	-	-	-
FUND 501 TOTAL REVENUES		20,234,635	19,915,950	19,915,950	22,441,960

City of Corsicana
Utility Fund Budgeted Revenues - 2025

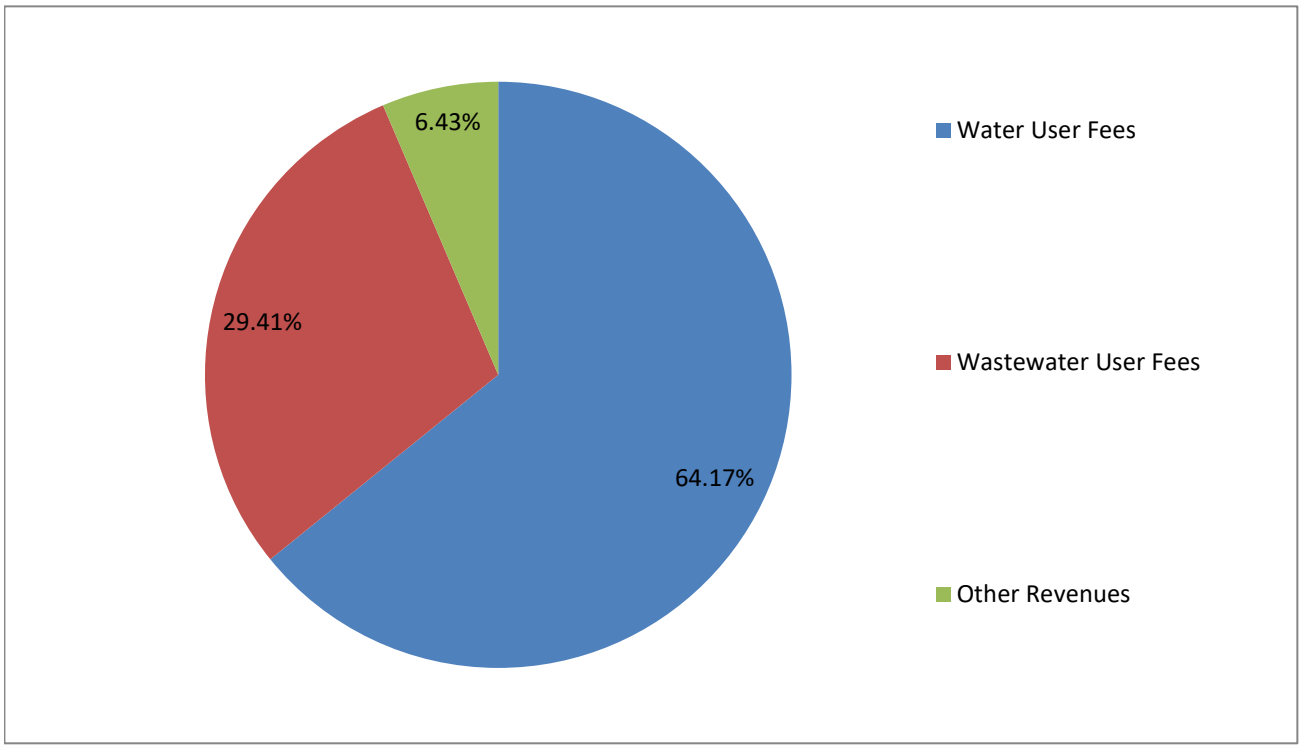

Utility Fund Budgeted Expenses - 2025

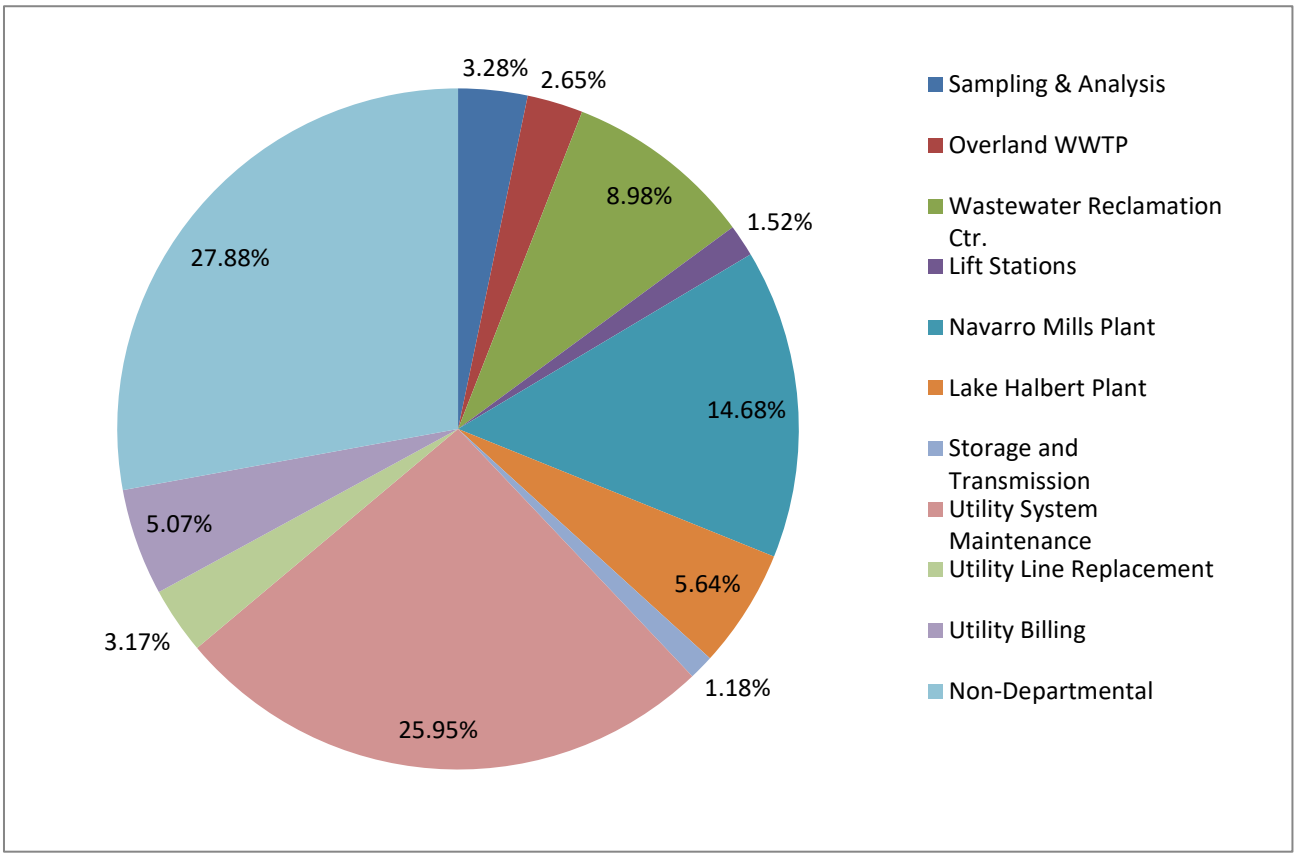

5001-1605 SAMPLING & ANALYSIS

LINE ITEM DETAIL					
ACCOUNT NUMBER	ACCOUNT DESCRIPTION	ACTUAL 2023	AMENDED 2024	ESTIMATE 2024	PROPOSED 2025
PERSONNEL SERVICES					
51010	SALARIES-FULL TIME	349,942	371,894	334,532	330,124
51230	SALARIES-OVERTIME	572	2,000	3,249	2,000
51250	LONGEVITY PAY	3,783	4,175	4,175	4,175
51270	WELL PAY	2,936	4,193	4,193	4,193
51310	CERTIFICATION PAY	14,870	7,245	16,000	18,000
51350	SHIFT DIFFERENTIAL PAY	-	100	100	100
51530	AUTO ALLOWANCE	-	630	630	630
51550	CELL PHONE ALLOWANCE	225	225	239	225
51610	EMPLR-SOC SEC & MEDICARE	20,720	29,870	26,761	31,073
51630	EMPLR-RETIREMENT CONTRIBUTIONS	42,790	61,224	57,238	56,446
51650	EMPLR-GROUP HEALTH/LIFE DENTAL	44,124	72,960	61,741	54,000
51280	ADDT'L COMP IN LIEU OF RAISE	-	-	-	-
51750	EMPLR-WORKER'S COMP INSURANCE	3,092	4,199	1,564	3,531
	TOTAL PERSONNEL SERVICES	483,054	558,715	510,422	504,497
SUPPLIES					
52010	OFFICE SUPPLIES	1,808	3,800	3,800	3,800
52020	POSTAGE/SHIPPING EXPENSE	7,732	550	600	600
52030	CLEANING & JANITORIAL SUPPLIES	961	2,500	2,500	2,500
52035	PROTECTIVE CLOTHING	625	1,250	1,250	1,250
52041	MISC TOOLS & EQPT <$500	495	500	500	500
52045	NON-CAP ACQ-TOOLS & ACCESS	229	2,500	2,500	2,500
52050	NON-CAP ACQ-MACH & EQUIP	-	18,500	18,500	18,500
52055	NON-CAP ACQ-FURN & FIXTURES	154	400	400	400
52060	NON-CAP ACQ-SAFETY EQUIP	-	100	100	100
52065	NON-CAP ACQ-COMPUTER HDWR/SFTWR	814	1,400	1,400	12,181
52070	NON-CAP ACQ-INSTR & APPAR	17,286	22,700	22,700	22,700
52075	NON-CAP ACQ-COMM EQUIP	-	200	200	200
52100	CERTIFICATES, AWARDS, ETC.	-	-	-	-
53070	MEDICAL OR VET SUPPLIES	158	400	400	400
53100	LABORATORY SUPPLIES	4,612	5,450	6,000	6,000
53130	CHEMICAL SUPPLIES	13,755	17,250	18,000	18,000
53280	OTHER-FOOD & CUSTODIAL SUPPLIES	114	500	500	500
53310	UNIFORM SUPPLIES	1,754	2,250	2,250	2,250
53340	FUEL SUPPLIES	2,901	2,200	2,200	2,200
53460	GENERAL SAFETY SUPPLIES	-	150	150	150
53750	AUTO PARTS AND SUPPLIES	886	1,000	1,000	1,000
53820	OTHER MATERIALS & SUPPLIES	210	425	425	425
53755	M&E PARTS & SUPPLIES	243	1,200	1,200	1,200
	TOTAL SUPPLIES	54,739	85,225	86,575	97,356
SERVICES					
52015	PRINTING	-	350	350	350
52115	TRAVEL AND EDUCATION	3,146	5,000	5,000	5,000

5001-1605 SAMPLING & ANALYSIS

LINE ITEM DETAIL					
ACCOUNT NUMBER	ACCOUNT DESCRIPTION	ACTUAL 2023	AMENDED 2024	ESTIMATE 2024	PROPOSED 2025
52130	LICENSES & CERTIFICATES	358	600	600	600
52135	DUES, SUBSCRIPTIONS & PUBLICATIONS	450	500	500	500
52140	ADVERTISING & LEGAL NOTICES	242	700	700	700
52165	PUBLIC & EMPLOYEE RELATIONS	200	700	700	700
52190	SHIPPING & FREIGHT SERVICES	-	200	200	200
52270	OPERATING LEASE/RENTAL	2,945	2,000	2,000	2,000
55010	GENERAL SERVICES - OTHER	26	1,000	1,000	1,000
55030	WEBSITE/INTERNET ACCESS	-	200	200	200
55100	MEDICAL & PSYCH SERVICES	-	250	250	250
55220	PROFESSIONAL SERVICES	-	6,500	6,500	6,500
55260	CONTRACT LABOR	14,862	10,000	10,000	10,000
55610	CONTRACTED SERVICES-OTHER	-	2,800	2,800	2,800
55270	TESTING/LAB SERVICES	33,385	30,000	30,000	30,000
56260	UTIL-COMMUNICATIONS	1,797	1,500	1,500	1,500
	TOTAL SERVICES	57,410	62,300	62,300	62,300
MAINTENANCE					
54570	MAINT-FURNITURE & FIXTURES	1,186	-	-	-
54670	MAINT-RADIOS	458	1,500	1,500	1,500
54610	MAINT-OFFICE EQUIPMENT	-	1,200	1,200	1,200
54630	MAINT-COMP & TELECOM EQUIP	9,765	16,000	16,000	16,000
54650	MAINT-MOTOR VEH & HVY EQUIPMENT	2,259	3,000	3,000	3,000
58985	CAP EXP-UTILITY PROJECT	-	-	-	-
54710	MAINT-MACH, TOOLS & EQUIPMENT	4,187	200	200	200
55680	MAINT-BUILDINGS & GROUNDS	200	3,000	3,000	3,000
	TOTAL MAINTENANCE	18,054	24,900	24,900	24,900
CAPITAL					
58990	CAP EXP-MOTOR BLDG & GROUNDS	-	-	-	9,300
	TOTAL CAPITAL OUTLAY	-	-	-	9,300
TOTAL 5001-1605 SAMPLING & ANALYSIS		613,257	731,140	684,197	698,353

5001-1611 OVERLAND FLOW WASTEWATER TREATMENT PLANT

LINE ITEM DETAIL					
ACCOUNT NUMBER	ACCOUNT DESCRIPTION	ACTUAL 2023	AMENDED 2024	ESTIMATE 2024	PROPOSED 2025
PERSONNEL SERVICES					
51010	SALARIES-FULL TIME	268,653	234,604	220,554	249,751
51230	SALARIES-OVERTIME	4,736	4,000	4,000	4,000
51250	LONGEVITY PAY	6,885	3,776	3,776	3,776
51270	WELL PAY	2,376	2,711	2,711	2,356
51310	CERTIFICATION PAY	6,258	2,385	7,135	2,385
51350	SHIFT DIFFERENTIAL PAY	10	100	100	100
51530	CELL PHONE ALLOWANCE	-	630	630	630
51550	CELL PHONE ALLOWANCE	1,125	675	1,124	675
51610	EMPLR-SOC SEC & MEDICARE	20,987	19,039	17,362	20,171
51630	EMPLR-RETIREMENT CONTRIBUTIONS	38,217	39,025	37,712	43,058
51650	EMPLR-GROUP HEALTH/LIFE DENTAL	36,355	41,610	40,721	36,500
51280	ADDT'L COMP IN LIEU OF RAISE	-	-	-	-
51750	EMPLR-WORKER'S COMP INSURANCE	2,804	2,270	1,413	2,394
	TOTAL PERSONNEL SERVICES	388,403	350,825	337,238	365,796
SUPPLIES					
52010	OFFICE SUPPLIES	1,172	1,000	2,000	2,000
52020	POSTAGE/SHIPPING EXPENSE	-	100	100	100
52030	CLEANING & JANITORIAL SUPPLIES	363	600	600	600
52035	PROTECTIVE CLOTHING	462	750	750	750
52041	MISC TOOLS & EQPT <$500	816	1,000	1,000	1,000
52042	OFFICE FURN & EQUIP<$500	-	250	250	250
52065	NON-CAP ACQ-COMP HDWR/SFTW	-	1,500	1,500	1,500
52050	NON-CAP ACQ-MACH & EQUIP	16	4,500	4,500	4,500
52105	AGGREGATE MATERIAL	-	6,000	6,000	6,000
53070	MEDICAL OR VET SUPPLIES	-	350	350	350
53130	CHEMICAL SUPPLIES	18,960	15,000	15,000	15,000
53310	UNIFORM SUPPLIES	1,193	950	950	950
53340	FUEL SUPPLIES	6,107	6,000	8,000	8,000
53460	GENERAL SAFETY SUPPLIES	14	500	500	500
53520	SAFETY SUPPLIES	-	250	250	250
53750	AUTO PARTS AND SUPPLIES	977	1,200	1,200	1,200
53755	MACH AND EQUIP PARTS AND SUPPLIES	-	250	250	250
53820	OTHER MATERIALS & SUPPLIES	3,439	4,000	4,000	4,000
53850	MAINT SUPPLIES-WTR TRTMT PUMPS	-	-	-	-
53853	MAINT SUPPLIES-SWR TRTMT PLNTS	-	2,500	2,500	2,500
	TOTAL SUPPLIES	33,521	46,700	49,700	49,700
SERVICES					
52015	PRINTING	-	100	100	100
52090	NON-CAP IMPROVEMENTS	-	10,000	10,000	10,000
52115	TRAVEL AND EDUCATION	1,125	2,000	2,000	2,000
52130	LICENSES & CERTIFICATES	-	700	700	700
52135	DUES, SUBSCRIPTIONS & PUBLICATIONS	270	275	275	275

5001-1611 OVERLAND FLOW WASTEWATER TREATMENT PLANT

LINE ITEM DETAIL					
ACCOUNT NUMBER	ACCOUNT DESCRIPTION	ACTUAL 2023	AMENDED 2024	ESTIMATE 2024	PROPOSED 2025
52140	ADVERTISING & LEGAL NOTICES	264	225	225	225
52165	PUBLIC & EMPLOYEE RELATIONS	270	300	300	300
52190	SHIPPING & FREIGHT SERVICES	-	200	200	200
52270	NON-CAP LEASE/RENT-OTHER	-	500	500	500
52395	OTHER SERVICES	-	3,000	3,000	3,000
55010	GEN SVCS - OTHER	16	1,000	1,000	1,000
55100	MEDICAL & PSYCHIATRIC SERVICES	-	100	100	100
55220	PROFESSIONAL SERVICES	-	3,000	3,000	3,000
55230	INSPECTION SERVICES	2,645	3,500	3,500	3,500
55235	TCEQ INSPECTION SERVICES	9,821	12,000	12,000	12,000
55260	CONTRACT LABOR	13,236	12,000	12,000	12,000
55610	CONTRACTED SERVICES-OTHER	-	2,000	2,000	2,000
56010	UTIL-ELECTRICAL	11,325	14,000	14,000	14,000
56260	UTIL-COMMUNICATIONS	79	500	500	500
	TOTAL SERVICES	39,050	65,400	65,400	65,400
MAINTENANCE					
58985	CAP EXP-UTILITY PROJECT	-	-	-	-
54610	MAINT-OFFICE EQUIPMENT			-	-
54630	MAINT-COMP & TELECOM EQUIP	-	500	500	500
54650	MAINT-MOTOR VEH & HVY EQUIPMENT	4,618	4,000	4,000	4,000
54670	MAINT-RADIOS, INSTRUMENTS/APPARATUS	-	5,000	5,000	5,000
54190	MAINT-MACH, STP & LFT STA	9,425	25,000	25,000	25,000
54710	MAINT-MACH, TOOLS & EQUIPMENT	-	5,000	5,000	5,000
54810	MAINT-MISCELLANEOUS-OTHER	-	-	-	-
55680	MAINT-BUILDINGS & GROUNDS	-	10,000	10,000	10,000
	TOTAL MAINTENANCE	14,043	49,500	49,500	49,500
CAPITAL					
58845	CAP EXP - IMPROVEMENTS (NON-BUILDING)	-	-	-	-
58865	CAP EXP - MOTOR VEHICLES & EQUIPMENT	-	-	-	32,000
58760	CAP EXP - IMPRVMNTS (OTHER STRUCTURES)	-	-	-	-
58910	CAP EXP - MACHINERY & EQUIPMENT	-	-	-	-
58995	CAP EXP - CAPITAL PROJECTS	36,600	-	-	-
	TOTAL CAPITAL	36,600	-	-	32,000
TOTAL 5001-1611 OVERLAND FLOW WASTEWATER TREATMENT PLANT		511,617	512,425	501,838	562,396

5001-1612 WASTEWATER RECLAMATION CENTER

LINE ITEM DETAIL					
ACCOUNT NUMBER	ACCOUNT DESCRIPTION	ACTUAL 2023	AMENDED 2024	ESTIMATE 2024	PROPOSED 2025
PERSONNEL SERVICES					
51010	SALARIES-FULL TIME	488,583	473,162	455,544	499,479
51230	SALARIES-OVERTIME	60,297	50,000	58,363	55,000
51250	LONGEVITY PAY	6,659	7,619	7,619	6,926
51270	WELL PAY	3,512	6,197	6,197	6,172
51310	CERTIFICATION PAY	8,894	4,815	8,850	4,815
51350	SHIFT DIFFERENTIAL PAY	1,847	2,500	1,780	1,800
51530	AUTO ALLOWANCE	-	1,050	-	1,050
51550	CELL PHONE ALLOWANCE	1,275	525	1,276	525
51610	EMPLR-SOC SEC & MEDICARE	40,861	41,759	41,351	44,735
51630	EMPLR-RETIREMENT CONTRIBUTIONS	79,158	85,592	84,277	99,492
51650	EMPLR-GROUP HEALTH/LIFE DENTAL	86,670	102,600	95,926	90,000
51750	EMPLR-WORKER'S COMP INSURANCE	5,625	5,096	4,981	5,234
	TOTAL PERSONNEL SERVICES	783,380	780,915	766,164	815,228
SUPPLIES					
52010	OFFICE SUPPLIES	183	2,000	2,000	2,000
52020	POSTAGE/SHIPPING EXPENSE	-	500	500	500
52030	CLEANING & JANITORIAL SUPPLIES	3,696	3,000	4,000	3,500
52035	PROTECTIVE CLOTHING	749	2,000	2,000	2,000
52041	MISC TOOLS & EQPT <$500	715	2,000	2,000	2,000
52042	OFFICE FURN & EQUIP <$500	642	500	500	500
52045	NON-CAP ACQ-TOOLS & ACCESS	2,420	3,000	3,000	3,000
52050	NON-CAP ACQ-MACH & EQUIP	648	5,000	5,000	5,000
52055	NON-CAP ACQ-OFFICE FURNITURE	-	700	700	700
52060	NON-CAP ACQ-SAFETY EQUIP	-	-	-	-
52065	NON-CAP ACQ-COMPUTER HDWR/SFTWR	-	3,500	3,500	3,500
52070	NON-CAP ACQ-INSTRMTS & APP	-	2,000	2,000	2,000
52075	NON-CAP ACQ-COMM EQUIP	-	1,000	1,000	1,000
52085	NON-CAP ACQ-FURNITURE	-	1,000	1,000	1,000
52090	NON-CAP IMPROVEMENTS	-	10,000	10,000	10,000
52095	NON-CAP ACQ-OTHER	-	500	500	500
52105	AGGREGATE MATERIAL	-	10,000	10,000	10,000
53040	AG & BOTANICAL SUPPLIES	-	1,000	1,000	1,000
53070	MEDICAL OR VET SUPPLIES	-	250	250	250
53100	LABORATORY SUPPLIES	-	1,000	1,000	1,000
53130	CHEMICAL SUPPLIES	141,222	110,000	120,000	120,000
53280	OTHER-FOOD & CUSTODIAL SUPPLIES	274	400	400	400
53310	UNIFORM SUPPLIES	3,528	4,500	4,500	4,500
53340	FUEL SUPPLIES	14,931	12,000	12,000	12,000
53460	GENERAL SAFETY SUPPLIES	-	500	500	500
53520	SAFETY SUPPLIES	831	1,000	1,000	1,000
53750	AUTO PARTS AND SUPPLIES	-	1,500	1,500	1,500
53755	MACH AND EQUIP PARTS AND SUPPLIES	-	2,000	2,000	2,000
53820	OTHER MATERIAL AND SUPPLIES	4,928	10,000	10,000	10,000
53840	MAINT SUPPLIES-PIPES, FITTINGS, CLAMPS	2,523	10,000	10,000	10,000
53850	MAINT SUPPLIES-WTR TRTMT PLNTS/PUMPS	212	3,500	3,500	3,500
53853	MAINT SUPPLIES-SWR TRTMT PLNTS	5,029	20,000	20,000	20,000
53859	MAINT SUPPLIES-MISCELLANEOUS	5,239	6,000	6,000	6,000
	TOTAL SUPPLIES	187,770	230,350	241,350	240,850

5001-1612 WASTEWATER RECLAMATION CENTER

LINE ITEM DETAIL					
ACCOUNT NUMBER	ACCOUNT DESCRIPTION	ACTUAL 2023	AMENDED 2024	ESTIMATE 2024	PROPOSED 2025
SERVICES					
52015	PRINTING	-	300	300	300
52115	TRAVEL AND EDUCATION	2,560	6,400	6,400	6,400
52130	LICENSES & CERTIFICATES	228	1,000	1,000	1,000
52135	DUES, SUBSCRIPTIONS & PUBLICATIONS	810	1,000	1,000	1,000
52140	ADVERTISING & LEGAL NOTICES	792	1,000	1,000	1,000
52165	PUBLIC & EMPLOYEE RELATIONS	362	1,000	1,000	1,000
52255	SLUDGE DISPOSAL SERVICES	-	-	-	-
52270	EQUIPMENT RENTAL	565	2,500	2,500	2,500
52395	OTHER SERVICES	-	500	500	500
55010	GEN SVCS - OTHER	32	-	100	-
55100	MEDICAL & PSYCH SERVICES	255	700	700	700
55220	PROFESSIONAL SERVICES	-	25,000	25,000	25,000
55230	INSPECTION SERVICES	1,950	6,000	6,000	6,000
55235	TCEQ INSPECTION SERVICES	24,000	30,000	30,000	30,000
55260	CONTRACT LABOR	35,340	55,000	55,000	55,000
55270	TESTING/LAB SERVICES	-	20,000	20,000	20,000
55610	CONTRACTED SERVICES - OTHER	-	12,000	12,000	12,000
56010	UTIL-ELECTRICAL	204,801	250,000	250,000	250,000
56260	UTIL-COMMUNICATIONS	1,327	2,500	2,500	2,500
56635	UTIL-GAS	17,905	20,000	20,000	20,000
	TOTAL SERVICES	290,925	434,900	435,000	434,900
MAINTENANCE					
54170	MAINT-DISTRIBUTION/COLLECTION SYSTEM	244	20,000	20,000	20,000
54190	MAINT-SEWER TRTMT PLANTS	184,328	200,000	200,000	200,000
54210	MAINT-WATER PLANTS/PUMPING FACILITIES	-	3,000	3,000	3,000
54610	MAINT-OFFICE EQUIPMENT	-	-	-	-
54630	MAINT-COMPUTER & TELECOM EQUIPMENT	-	5,000	5,000	5,000
54650	MAINT-MOTOR VEH & HVY EQUIPMENT	5,812	15,000	15,000	15,000
54670	MAINT-RADIOS, INST & APPAR	-	15,000	15,000	15,000
54710	MAINT-MACH, TOOLS & EQUIPMENT	26,418	20,000	20,000	20,000
54810	MAINT-MISCELLANEOUS-OTHER	-	-	-	-
55680	MAINT-BUILDINGS & GROUNDS	9,575	25,000	25,000	25,000
58160	LAND IMPROVEMENTS	-	15,000	15,000	15,000
	TOTAL MAINTENANCE	226,377	318,000	318,000	318,000
CAPITAL					
58865	CAP EXP-MOTOR VEHICLES AND EQUIPMENT	-	-	-	-
58910	CAP EXP-MACHINERY & EQUIPMENT	11,000	25,000	25,000	25,000
58220	CAP EXP-LAND	-	-	-	-
58995	CAP EXP-CAPITAL PROJECTS	129,746	85,000	85,000	53,000
	TOTAL CAPITAL OUTLAY	140,746	110,000	110,000	78,000
TOTAL 5001-1612 WASTEWATER RECLAMATION CENTER		1,629,197	1,874,165	1,870,514	1,886,978

5001-1613 LIFT STATIONS

LINE ITEM DETAIL					
ACCOUNT NUMBER	ACCOUNT DESCRIPTION	ACTUAL 2023	AMENDED 2024	ESTIMATE 2024	PROPOSED 2025
PERSONNEL SERVICES					
51010	SALARIES-FULL TIME	55,862	44,325	64,245	47,067
51090	SALARIES-PART TIME	-	-	1,771	-
51230	SALARIES-OVERTIME	3,959	2,000	2,000	2,000
51250	LONGEVITY PAY	318	384	769	385
51270	WELL PAY	994	775	1,550	775
51280	ADDTL COMP IN LIEU OF A RAISE	-	-	-	-
51310	CERTIFICATION PAY	900	900	900	900
51350	SHIFT DIFFERENTIAL PAY	284	50	376	400
51530	AUTO ALLOWANCE	-	-	-	-
51550	CELL PHONE ALLOWANCE	-	-	-	-
51610	EMPLR-SOC SEC & MEDICARE	5,369	3,705	4,431	3,941
51630	EMPLR-RETIREMENT CONTRIBUTIONS	9,122	7,594	10,750	8,414
51650	EMPLR-GROUP HEALTH/LIFE DENTAL	11,098	11,400	15,877	10,000
51750	EMPLR-WORKER'S COMP INSURANCE	650	455	2,963	463
51770	EMPLR-UNEMPLOYMENT INS/REIMBURSEMENT	-	-	-	-
	TOTAL PERSONNEL SERVICES	88,556	71,588	105,632	74,345
SUPPLIES					
52050	NON CAP ACQ-MACH & EQUIP	1,617	5,000	5,000	5,000
52165	PUBLIC & EMPLOYEE RELATIONS	40	-	100	-
52105	AGGREGATE MATERIAL	-	1,500	1,500	1,500
53310	UNIFORM SUPPLIES	-	450	450	450
53820	OTHER MATERIAL AND SUPPLIES	-	10,000	10,000	10,000
53840	MAINT SUPPLIES-PIPES, FITTINGS, CLAMPS	-	-	-	-
53850	MAINT SUPPLIES-WTR TRTMT PLNTS/PUMPS	-	-	-	-
53859	MAINT SUPPLIES-MISCELLANEOUS	-	-	-	-
	TOTAL SUPPLIES	1,657	16,950	17,050	16,950
SERVICES					
52115	TRAVEL AND EDUCATION	-	800	800	800
52130	LICENSES & CERTIFICATES	75	200	200	200
52270	NON- CAP LEASE / RENT-OTHERS	-	1,500	1,500	1,500
52395	OTHER SERVICES	-	-	-	-
55100	MEDICAL & PHYCH SERVICES	28	100	100	100
55235	TCEQ INSPECTION SERVICES	-	1,500	1,500	1,500
56010	UTIL-ELECTRICAL	26,021	28,860	46,020	33,000
56260	UTIL-COMMUNICATIONS	-	-	-	-
56635	UTIL-GAS	-	-	-	-
	TOTAL SERVICES	26,124	32,960	50,120	37,100
MAINTENANCE					
54170	MAINT-DISTRIBUTION/COLLECTION SYSTEM	-	3,000	3,000	3,000
54190	MAINT-SEWER TRTMT PLANTS	117,269	77,000	112,500	83,500
54210	MAINT-WATER PLANTS/PUMPING FACILITIES	-	-	-	-
54050	MAINT-STREETS RDWYS & SDWLK	-	3,000	3,000	3,000

5001-1613 LIFT STATIONS

LINE ITEM DETAIL					
ACCOUNT NUMBER	ACCOUNT DESCRIPTION	ACTUAL 2023	AMENDED 2024	ESTIMATE 2024	PROPOSED 2025
54630	MAINT-COMPUTER & TELECOM EQUIPMENT	-	300	300	300
54650	MAINT-MOTOR VEH & HVY EQUIPMENT	-	-	-	-
	TOTAL MAINTENANCE	117,269	83,300	118,800	89,800
CAPITAL					
58865	CAP EXP-MOTOR VEHICLES AND EQUIPMENT	-	-	-	-
58910	CAP EXP-MACHINERY & EQUIPMENT	-	54,000	54,000	99,000
58220	CAP EXP-LAND	-	-	-	-
58995	CAP EXP-CAPITAL PROJECTS	8,682	-	-	-
	TOTAL CAPITAL OUTLAY	8,682	54,000	54,000	99,000
TOTAL 5001-1613 LIFT STATIONS		242,288	258,798	345,602	317,195

5001-1621 NAVARRO MILLS WATER TREATMENT PLANT

LINE ITEM DETAIL					
ACCOUNT NUMBER	ACCOUNT DESCRIPTION	ACTUAL 2023	AMENDED 2024	ESTIMATE 2024	PROPOSED 2025
PERSONNEL SERVICES					
51010	SALARIES-FULL TIME	400,715	460,819	441,742	476,486
51230	SALARIES-OVERTIME	62,437	35,000	55,000	35,000
51250	LONGEVITY PAY	5,382	6,170	6,170	7,602
51270	WELL PAY	4,671	6,700	6,780	6,361
51310	CERTIFICATION PAY	14,820	8,505	15,086	8,505
51350	SHIFT DIFFERENTIAL PAY	2,277	3,000	2,188	2,500
51530	AUTO ALLOWANCE	-	630	-	630
51550	CELL PHONE ALLOWANCE	1,125	820	1,162	225
51610	EMPLR-SOC SEC & MEDICARE	39,834	39,860	39,797	43,404
51630	EMPLR-RETIREMENT CONTRIBUTIONS	76,033	81,700	82,398	91,875
51650	EMPLR-GROUP HEALTH/LIFE DENTAL	83,707	101,460	94,095	89,000
51750	EMPLR-WORKER'S COMP INSURANCE	5,251	5,637	4,881	5,843
	TOTAL PERSONNEL SERVICES	696,252	750,301	749,299	767,431
SUPPLIES					
52010	OFFICE SUPPLIES	795	2,500	3,000	3,000
52020	POSTAGE/SHIPPING EXPENSE	461	3,000	3,000	3,000
52030	CLEANING & JANITORIAL SUPPLIES	1,704	2,500	2,500	2,500
52035	PROTECTIVE CLOTHING	279	3,000	3,000	3,000
52041	MISC TOOLS & EQPT <$500	1,916	3,000	3,000	3,000
52042	OFFICE FURNITURE & EQUIPMENT <$500	376	800	800	800
52045	NON-CAP ACQ-TOOLS & ACCESS	-	2,500	2,500	2,500
52050	NON-CAP ACQ-MACH & EQUIP	650	10,000	10,000	10,000
52060	NON-CAP ACQ-SAFETY EQUIP	-	1,500	1,500	1,500
52065	NON-CAP ACQ-COMPUTER HDWR/SFTWR	-	1,500	1,500	1,500
52070	NON-CAP ACQ-INSTRMTS & APP	3,501	19,000	19,000	19,000
53070	MEDICAL OR VET SUPPLIES	-	750	750	750
53100	LABORATORY SUPPLIES	14,879	17,250	19,750	19,000
53130	CHEMICAL SUPPLIES	892,380	500,000	750,000	600,000
53280	OTHER-FOOD & CUSTODIAL SUPPLIES	200	500	500	500
53310	UNIFORM SUPPLIES	5,161	3,800	3,800	3,800
53340	FUEL SUPPLIES	14,087	12,000	12,000	12,000
53460	GENERAL SAFETY SUPPLIES	151	250	250	250
53520	SAFETY SUPPLIES-OTHER	542	1,500	1,500	1,500
53750	AUTOMOBILE PARTS AND SUPPLIES	1,262	2,000	2,500	2,500
53755	MACH AND EQUIP PARTS AND SUPPLIES	1,513	2,500	2,500	2,500
53820	OTHER MATERIALS & SUPPLIES	4,906	11,500	11,500	11,500
53840	SUPPLIES - PIPE FITTINGS & CLAMPS	-	5,000	5,000	5,000
53850	MAINT SUPPLIES-WTR TRTMT PLNTS/PUMPS	72,821	50,000	62,500	50,000
53859	MAINT SUPPLIES-MISCELLANEOUS	-	1,000	1,000	1,000
	TOTAL SUPPLIES	1,017,585	657,350	923,350	760,100
SERVICES					
52015	PRINTING	4,456	2,500	2,500	2,500
52115	TRAVEL AND EDUCATION	4,033	7,000	8,000	7,500

5001-1621 NAVARRO MILLS WATER TREATMENT PLANT

LINE ITEM DETAIL					
ACCOUNT NUMBER	ACCOUNT DESCRIPTION	ACTUAL 2023	AMENDED 2024	ESTIMATE 2024	PROPOSED 2025
52130	LICENSES & CERTIFICATES	835	750	1,000	750
52135	DUES, SUBSCRIPTIONS & PUBLICATIONS	900	1,000	1,200	1,500
52140	ADVERTISING & LEGAL NOTICES	-	1,000	1,000	1,000
52165	PUBLIC & EMPLOYEE RELATIONS	1,160	1,200	1,500	1,500
52190	SHIPPING & FREIGHT SERVICES	-	250	250	250
52270	NON-CAP LEASE/RENT-OTHER	4,222	5,000	5,000	5,000
55100	MEDICAL & PSYCH SERVICES	578	300	300	300
55220	PROFESSIONAL SERVICES	-	35,000	35,000	35,000
55230	INSPECTION SERVICES	1,950	7,000	9,500	7,000
55235	TCEQ INSPECTION SERVICES	29,974	35,000	35,000	35,000
55260	CONTRACT LABOR	72,874	25,000	60,000	25,000
55270	TESTING/LAB SERVICES	35,220	40,000	42,000	45,000
55610	CONTRACTED SERVICES - OTHER	46,791	22,000	22,000	22,000
56010	UTIL-ELECTRICAL	136,855	175,000	175,000	175,000
56260	UTIL-COMMUNICATIONS	1,770	6,500	6,500	6,500
56635	UTIL-GAS	6,010	800	800	800
58160	LAND IMPROVEMENTS	-	-	-	-
58115	TRA-WATER RIGHTS	805,079	730,000	730,000	730,000
	TOTAL SERVICES	1,152,715	1,095,300	1,136,550	1,101,600
MAINTENANCE					
54210	MAINT-WTR PLNTS & PMP FAC	111,117	175,000	175,000	175,000
54290	MAINT-RESERVR, ELEV/STORAGE	-	27,000	27,000	27,000
54630	MAINT-COMPUTER & TELECOM EQPT	1,100	8,000	8,000	8,000
54650	MAINT-MOTOR VEH & HVY EQUIPMENT	8,431	6,000	7,000	7,000
54670	MAINT-RADIOS, INST & APPAR	2,522	10,000	10,000	10,000
54710	MAINT-MACH, TOOLS & EQUIPMENT	7,285	5,000	5,000	6,000
54810	MAINT-MISCELLANEOUS	628	5,000	5,000	5,000
55680	MAINT-BUILDINGS & GROUNDS	12,029	15,000	15,000	15,000
	TOTAL MAINTENANCE	143,113	251,000	252,000	253,000
CAPITAL					
58990	CAP EXP-IMPROVEMENTS BUILDING	-	45,000	45,000	-
58910	CAP EXP-CAPITAL PROJECTS	20,800	20,000	20,000	-
58995	CAP EXP-CAPITAL PROJECTS	64,993	-	-	182,000
	TOTAL CAPITAL OUTLAY	85,793	65,000	65,000	182,000
TOTAL 5001-1621 NAVARRO MILLS WATER TREATMENT PLANT		3,095,459	2,818,951	3,126,199	3,064,131

5001-1622 LAKE HALBERT WATER TREATMENT PLANT

LINE ITEM DETAIL					
ACCOUNT NUMBER	ACCOUNT DESCRIPTION	ACTUAL 2023	AMENDED 2024	ESTIMATE 2024	PROPOSED 2025
PERSONNEL SERVICES					
51010	SALARIES-FULL TIME	341,028	365,030	344,332	375,017
51230	SALARIES-OVERTIME	55,273	40,000	50,000	35,000
51250	LONGEVITY PAY	5,754	6,221	6,221	515
51270	WELL PAY	3,262	5,151	5,151	4,731
51280	ADDTL COMP IN LIEU OF A RAISE			-	-
51310	CERTIFICATION PAY	8,595	4,545	9,000	4,545
51350	SHIFT DIFFERENTIAL PAY	2,221	2,200	2,121	2,200
51550	CELL PHONE ALLOWANCE	1,125	820	1,126	820
51530	AUTO ALLOWANCE	-	630	-	630
51610	EMPLR-SOC SEC & MEDICARE	33,803	32,436	31,749	32,349
51630	EMPLR-RETIREMENT CONTRIBUTIONS	59,489	66,483	65,736	69,053
51650	EMPLR-GROUP HEALTH/LIFE DENTAL	57,831	75,810	71,887	66,500
51750	EMPLR-WORKER'S COMP INSURANCE	3,957	4,664	3,835	4,455
	TOTAL PERSONNEL SERVICES	572,338	603,990	591,158	595,815
SUPPLIES					
52010	OFFICE SUPPLIES	1,184	1,500	2,200	2,000
52020	POSTAGE/SHIPPING EXPENSE	73	100	100	100
52030	CLEANING & JANITORIAL SUPPLIES	1,337	1,800	1,800	1,800
52035	PROTECTIVE CLOTHING	823	1,500	1,500	1,500
52041	MISC TOOLS & EQPT <$500	941	2,000	2,000	2,000
52042	OFFICE FURNITURE & EQPT <$500	-	500	500	500
52045	NON-CAP ACQ-TOOLS & ACCESS	-	2,000	2,000	2,000
52050	NON-CAP ACQ-MACH & EQUIP	-	7,500	7,500	7,500
52055	NON-CAP ACQ-FURN & FIXTURES	1,136	1,500	1,500	1,500
52065	NON-CAP ACQ-COMPUTER HDWR/SFTWR	-	500	500	500
52070	NON-CAP ACQ-INSTRUMENTS & APPARATUS	3,184	9,000	9,000	9,000
52105	AGGREGATE MATERIAL	-	8,000	8,000	8,000
53070	MEDICAL OR VET SUPPLIES	55	500	500	500
53100	LABORATORY SUPPLIES	19,455	15,000	15,000	15,000
53130	CHEMICAL SUPPLIES	188,556	120,000	120,000	120,000
53280	FOOD & CUSTODIAL SUPPLIES	150	500	500	500
53310	UNIFORM SUPPLIES	565	3,200	3,200	3,200
53340	FUEL SUPPLIES	6,272	7,000	7,000	7,000
53460	GENERAL SAFETY SUPPLIES	-	500	500	500
53520	SAFETY SUPPLIES	-	500	500	500
53750	AUTOMOBILE PARTS AND SUPPLIES	2,005	2,500	3,500	2,500
53755	MACH AND EQUIP PARTS AND SUPPLIES	1,555	2,000	2,000	2,000
53820	OTHER MATERIALS & SUPPLIES	2,580	1,500	1,500	1,500
53850	MAINT SUPPLIES-WTR TRTMT PLNTS/PUMPS	22,318	20,000	20,000	20,000
53859	MAINT SUPPLIES-MISCELLANEOUS	-	500	500	500
	TOTAL SUPPLIES	252,220	209,600	211,400	210,100
SERVICES					
52015	PRINTING	-	100	100	100
52115	TRAVEL AND EDUCATION	961	5,200	7,500	7,500
52090	NON-CAP IMPROVEMENTS	-	7,500	7,500	7,500
52130	LICENSES & CERTIFICATES	-	600	600	600
52135	DUES, SUBSCRIPTIONS & PUBLICATIONS	450	550	550	550

5001-1622 LAKE HALBERT WATER TREATMENT PLANT

LINE ITEM DETAIL					
ACCOUNT NUMBER	ACCOUNT DESCRIPTION	ACTUAL 2023	AMENDED 2024	ESTIMATE 2024	PROPOSED 2025
52140	ADVERTISING & LEGAL NOTICES	-	500	500	500
52165	PUBLIC & EMPLOYEE RELATIO	200	600	600	600
52190	SHIPPING & FREIGHT SERVICES	-	250	250	250
52270	NON-CAP LEASE/RENT-OTHER	674	3,000	3,000	3,000
55610	CONTRACTED SERVICES - OTHER	12,004	15,000	15,000	15,000
55110	CIVIL ENGINEER SERVICES	-	-	-	-
55100	MEDICAL & PSYCH SERVICES	255	500	500	500
55220	PROFESSIONAL SERVICES	-	14,000	18,000	18,000
55230	INSPECTION SERVICES	1,950	3,000	3,000	3,000
55260	CONTRACT LABOR	26,184	15,000	30,000	25,000
55270	TESTING/LAB SERVICES	8,546	17,000	17,000	17,000
56010	UTIL-ELECTRICAL	53,373	65,000	65,000	65,000
56260	UTIL-COMMUNICATIONS	848	1,000	1,000	1,000
56635	UTIL-GAS	2,222	7,000	7,000	7,000
	TOTAL SERVICES	107,666	155,800	177,100	172,100
MAINTENANCE					
54210	MAINT-WTR PLNTS & PMP FAC	180,121	72,500	72,500	72,500
54290	IMPROVEMENTS (NON-BUILD)	-	2,500	2,500	2,500
54530	OTHER NON-CAP. LEASE / RENT	-	1,500	1,500	1,500
54610	MAINT-OFFICE EQUIPMENT	-	500	500	500
54630	MAINT-COMPUTER & TELECOM EQUIPMENT	-	4,500	4,500	4,500
54650	MAINT-MOTOR VEH & HVY EQUIPMENT	3,961	3,500	5,000	4,500
54670	MAINT-RADIOS, INST & APPAR	-	2,500	2,500	2,500
54710	MAINT-MACH, TOOLS & EQUIPMENT	1,286	2,500	4,000	4,500
54810	MAINT-MISCELLANEOUS	-	500	500	500
55680	MAINT-BUILDINGS & GROUNDS	21,179	53,000	53,000	53,000
58160	MAINT-LAND IMPROVEMENTS	-	25,000	25,000	25,000
	TOTAL MAINTENANCE	206,547	168,500	171,500	171,500
CAPITAL					
58910	CAP EXP-MACH & EQUIPMENT	-	-	-	-
58445	CAP EXP-IMPROVEMENTS NON BUILDING	-	-	-	-
58995	CAP EXP-MAINTENANCE PROJECTS	-	40,000	40,000	40,000
	TOTAL CAPITAL OUTLAY	-	40,000	40,000	40,000
TOTAL 5001-1622 LAKE HALBERT PLANT		1,138,771	1,177,890	1,191,158	1,189,515

5001-1623 WATER STORAGE & TRANSMISSION

LINE ITEM DETAIL					
ACCOUNT NUMBER	ACCOUNT DESCRIPTION	ACTUAL 2023	AMENDED 2024	ESTIMATE 2024	PROPOSED 2025
SUPPLIES					
52020	POSTAGE/SHIPPING EXPENSE	-	-	-	-
53850	MAINT SUPPLIES-WTR TRTMT PLNTS/PUMPS	33,521	16,500	27,000	18,000
53859	MAINT SUPPLIES-MISCELLANEOUS	-	3,000	3,000	3,000
	TOTAL SUPPLIES	33,521	19,500	30,000	21,000
SERVICES					
52140	ADVERTISING & LEGAL NOTICES	-	-	-	-
52270	NON- CAP LEASE / RENT-OTHERS	6,071	5,000	17,000	5,000
55230	INSPECTION SERVICES	1,500	3,100	4,700	3,100
55235	TCEQ INSPECTION SERVICES	-	-	-	-
55260	CONTRACT LABOR	-	-	-	-
55220	PROFESSIONAL SERVICES	-	5,000	5,000	5,000
55270	TESTING/LAB SERVICES	-	-	-	-
55110	SERVICES ENG. ARCH & SURVEY	-	15,000	15,000	15,000
55610	CONTRACTED SERVICES - OTHER	-	2,000	2,650	2,000
58100	EASEMENT ACQUISITION	-	-	-	-
	TOTAL SERVICES	7,571	30,100	44,350	30,100
MAINTENANCE					
54170	MAINT-DISTRIBUTION/COLLECTION SYSTEM	-	27,200	27,200	27,200
54190	MAINT-SEWER TRTMT PLANTS	-	-	-	-
54210	MAINT-WATER PLANTS/PUMPING FACILITIES	40,702	39,600	49,100	40,600
54610	MAINT-OFFICE EQUIPMENT	-	-	-	-
54630	MAINT-COMPUTER & TELECOM EQUIPMENT	-	500	500	500
56010	ELECTRICAL	152,100	124,450	124,450	124,450
58160	LAND IMPROVEMENTS	-	-	-	-
	TOTAL MAINTENANCE	192,802	191,750	201,250	192,750
CAPITAL					
58910	CAP EXP-MACHINERY & EQUIPMENT	-	460,000	460,000	-
58995	CAP EXP-CAPITAL PROJECTS	-	-	-	-
	TOTAL CAPITAL OUTLAY	-	460,000	460,000	-
TOTAL 5001-1623 WATER STORAGE & TRANSMISSION		233,895	701,350	735,600	243,850

5001-1640 UTILITY SYSTEM MAINTENANCE

LINE ITEM DETAIL					
ACCOUNT NUMBER	ACCOUNT DESCRIPTION	ACTUAL 2023	AMENDED 2024	ESTIMATE 2024	PROPOSED 2025
PERSONNEL SERVICES					
51010	SALARIES-FULL TIME	301,611	731,894	633,066	962,138
51090	SALARIES-PART TIME	-	-	-	-
51230	SALARIES-OVERTIME	34,145	35,000	35,000	35,000
51250	LONGEVITY PAY	4,020	8,753	8,753	3,875
51270	WELL PAY	4,686	12,393	12,393	11,851
51310	CERTIFICATION PAY	5,429	2,025	6,275	2,025
51530	AUTO ALLOWANCE	-	1,050	-	1,050
51550	CELL PHONE ALLOWANCE	1,425	825	1,426	825
51610	EMPLR-SOC SEC & MEDICARE	26,779	60,503	53,192	77,702
51630	EMPLR-RETIREMENT CONTRIBUTIONS	51,432	124,011	110,608	165,866
51650	EMPLR-GROUP HEALTH/LIFE DENTAL	48,992	199,500	131,930	175,000
51750	EMPLR-WORKER'S COMP INSURANCE	3,679	9,216	8,036	11,187
	TOTAL PERSONNEL SERVICES	482,199	1,185,170	1,000,679	1,446,519
SUPPLIES					
52010	OFFICE SUPPLIES	732	2,500	2,500	2,500
52020	POSTAGE/SHIPPING EXPENSE	3	250	250	250
52030	CLEANING & JANITORIAL SUPPLIES	798	2,000	2,000	2,000
52035	PROTECTIVE CLOTHING	963	4,500	4,500	4,500
52041	MISC TOOLS & EQPT <$500	6,598	7,500	7,500	7,500
52042	OFFICE FURNITURE & EQPT <$500	-	500	500	500
52045	NON-CAP ACQ-TOOLS & ACCESS	1,522	7,500	7,500	7,500
52050	NON-CAP ACQ-MACH & EQUIP	9,425	20,000	20,000	20,000
52055	NON-CAP ACQ-FURNITURE & FIXTURES	3,658	500	500	500
52060	NON-CAP SAFETY EQUIP. & DEVICE	-	5,000	5,000	5,000
52275	NON-CAP ACQ-COMPUTER	100	-	-	-
52070	NON-CAP ACQ-INSTRMNTS & APPAR	-	1,000	1,000	1,000
52105	AGGREGATE MATERIAL	61,530	25,000	150,000	150,000
53040	AG & BOTANICAL SUPPLIES	-	3,000	3,000	3,000
53070	MEDICAL OR VET SUPPLIES	-	500	500	500
53130	CHEMICAL SUPPLIES	29,053	25,000	25,000	25,000
53280	FOOD & CUSTODIAL SUPPLIES	-	200	200	200
53310	UNIFORM SUPPLIES	1,320	10,000	5,000	10,000
53340	FUEL SUPPLIES	22,412	30,000	30,000	30,000
53460	GENERAL SAFETY SUPPLIES	72	4,000	4,000	4,000
53490	TRAFFIC SIGNAGE/SAFETY SUPPLIES	866	4,000	4,000	4,000
53520	SAFETY SUPPLIES	1,632	3,000	3,000	3,000
53750	AUTO PARTS & SUPPLIES	305	10,000	10,000	10,000
53755	MACH AND EQUIP PARTS AND SUPPLIES	2,651	5,000	5,000	5,000
53820	OTHER MATERIALS & SUPPLIES	32,546	25,000	25,000	25,000
53830	SUPPLIES - NON-CAP METERS	1,203,894	500,000	840,000	500,000
53835	SUPPLIES - RADIO READ DEVICES	13,327	80,000	80,000	80,000
53840	SUPPLIES - PIPE, FITTINGS, AND CLAMPS	1,130,119	500,000	750,000	500,000
53859	MAINT SUPPLIES-MISCELLANEOUS	502	10,000	10,000	10,000
	TOTAL SUPPLIES	2,524,026	1,285,950	1,996,210	1,410,950
SERVICES					
52015	PRINTING	2,509	3,000	3,000	3,000
52115	TRAVEL AND EDUCATION	2,851	5,000	5,000	5,000

5001-1640 UTILITY SYSTEM MAINTENANCE

LINE ITEM DETAIL					
ACCOUNT NUMBER	ACCOUNT DESCRIPTION	ACTUAL 2023	AMENDED 2024	ESTIMATE 2024	PROPOSED 2025
52130	LICENSES & CERTIFICATES	118	2,000	2,000	2,000
52135	DUES, SUBSCRIPTIONS & PUBLICATIONS	-	250	250	250
52140	ADVERTISING & LEGAL NOTICES	264	2,000	2,000	2,000
52165	PUBLIC & EMPLOYEE RELATIONS	645	500	500	500
52190	SHIPPING & FREIGHT SERVICES	-	500	500	500
55110	CIVIL SERV - ENG, ARCH & SURVEY	28,800	10,000	20,000	10,000
52270	NON-CAP LEASE/RENT-OTHER	10,914	20,000	20,000	20,000
55010	GENERAL SERVICES	522	500	6,000	500
55100	MEDICAL & PSYCH SERVICES	558	1,000	1,000	1,000
55220	PROFESSIONAL SERVICES	9,900	5,000	5,000	5,000
55260	CONTRACT LABOR	75,460	30,000	110,000	30,000
55610	CONTRACT SERVICES-OTHER	32,672	40,000	40,000	40,000
56260	UTIL-COMMUNICATIONS	2,426	2,000	2,000	2,000
	TOTAL SERVICES	167,638	121,750	217,250	121,750
MAINTENANCE					
54050	MAINT-STREETS, RDWYS & SDWLKS	157,345	125,000	125,000	125,000
54170	MAINT-DIST/COLLECTION SYSTEM	3,659,923	2,200,000	3,600,000	2,200,000
54530	MAINT-OTHER STRUCTURES	2,263	5,000	5,000	5,000
54630	MAINT-COMPUTERS & TELECOM EQUIPMENT	-	2,000	70,000	2,000
54650	MAINT-MOTOR VEH & HVY EQUIPMENT	85,685	60,000	60,000	60,000
54670	MAINT-RADIOS, INST & APPAR	-	1,500	1,500	1,500
54710	MAINT-MACH, TOOLS & EQUIPMENT	68	8,500	8,500	8,500
54810	MAINT-MISC OTHER	600	2,000	2,000	2,000
	TOTAL MAINTENANCE	3,905,884	2,404,000	3,872,000	2,404,000
CAPITAL EXPENDITURES					
58100	EASEMENT ACQUISITION	-	-	-	-
58910	CAP EXP-MACHINERY & EQUIP	-	36,000	30,000	36,000
58920	CAP EXP-UTILITY LINE REPLACEMENT	409,960	-	-	-
58990	CAPITAL OUTLAY - BUILDING/STRUCTURE	-	-	-	-
	TOTAL CAPITAL EXPENDITURES	409,960	36,000	30,000	36,000
SUNDRY					
52365	PENALTIES	-	3,000	3,000	3,000
	TOTAL SUNDRY	-	3,000	3,000	3,000
TOTAL 5001-1640 UTILITY SYSTEM MAINTENANCE		7,489,707	5,035,870	7,119,139	5,422,219

5001-1650 UTILITY LINE REPLACEMENT

LINE ITEM DETAIL					
ACCOUNT NUMBER	ACCOUNT DESCRIPTION	ACTUAL 2023	AMENDED 2024	ESTIMATE 2024	PROPOSED 2025
PERSONNEL SERVICES					
51010	SALARIES-FULL TIME	-	129,605	73,558	143,721
51230	SALARIES-OVERTIME	-	20,000	10,000	10,000
51250	LONGEVITY PAY	-	216	-	223
51270	WELL PAY	-	2,324	-	2,324
51310	CERTIFICATION PAY	-	-	-	-
51610	EMPLR-SOC SEC & MEDICARE	-	11,639	6,392	11,938
51630	EMPLR-RETIREMENT CONTRIBUTIONS	143,682	23,856	13,394	25,484
51650	EMPLR-GROUP HEALTH/LIFE DENTAL	(7,125)	34,200	17,370	30,000
51750	EMPLR-WORKER'S COMP INSURANCE	-	1,674	1,674	1,641
51280	ADDT'L COMP IN LIEU OF RAISE	-	-	-	-
	TOTAL PERSONNEL SERVICES	136,557	223,514	122,388	225,331
SUPPLIES					
52010	OFFICE SUPPLIES	286	200	200	200
52020	POSTAGE/SHIPPING EXPENSE	1	-	-	-
52030	CLEANING & JANITORIAL SUPPLIES	-	125	165	125
52035	PROTECTIVE CLOTHING	-	2,000	2,000	2,000
52045	NON-CAP ACQ-TOOLS & ACCESS	-	5,000	5,000	5,000
52050	NON-CAP ACQ-MACH & EQUIP	-	5,000	5,000	5,000
52100	CERTIFICATES, AWARDS, ETC.	-	-	-	-
52105	AGGREGATE MATERIAL	-	-	-	-
53040	AG & BOTANICAL SUPPLIES	-	-	-	-
53070	MEDICAL OR VET SUPPLIES	-	-	-	-
53130	CHEMICAL SUPPLIES	-	-	-	-
53310	UNIFORM SUPPLIES	-	2,000	2,000	2,000
53340	FUEL SUPPLIES	5,831	7,500	7,500	7,500
53460	GENERAL SAFETY SUPPLIES	-	-	-	-
53490	TRAFFIC SAFETY SUPPLIES	-	-	-	-
53520	SAFETY SUPPLIES	-	2,500	2,500	2,500
53750	AUTO PARTS & SUPPLIES	-	1,000	1,000	1,000
53755	MACH AND EQUIP PARTS AND SUPPLIES	-	3,000	3,000	3,000
53820	OTHER MATERIALS & SUPPLIES	-	2,000	2,000	2,000
53840	MAINT SUPPLIES-PIPES, FITTINGS, CLAMPS	-	100,000	100,000	100,000
53852	SUPPLIES - MTC - DIST/COLL SYSTEM	-	-	-	-
53859	MAINT SUPPLIES-MISCELLANEOUS	-	-	-	-
	TOTAL SUPPLIES	6,117	130,325	130,365	130,325
SERVICES					
52015	PRINTING	-	1,000	1,000	1,000
52115	TRAVEL AND EDUCATION	-	1,000	1,000	1,000
52130	LICENSES & CERTIFICATES	-	1,000	1,000	1,000
52140	ADVERTISING & LEGAL NOTICES	-	250	250	250
52041	MISC TOOLS & EQPT <$500	-	2,000	2,000	2,000
52165	PUBLIC & EMPLOYEE RELATIONS	-	500	500	500

5001-1650 UTILITY LINE REPLACEMENT

LINE ITEM DETAIL					
ACCOUNT NUMBER	ACCOUNT DESCRIPTION	ACTUAL 2023	AMENDED 2024	ESTIMATE 2024	PROPOSED 2025
52270	NON-CAP LEASE/RENT-OTHER	-	12,000	70,000	12,000
55010	GEN SVCS - OTHER	1,430	500	500	500
55100	MEDICAL & PSYCH SERVICES	-	500	500	500
55110	CIVIL SERVICES-ENG/ARCH./SURVEYS	-	-	-	-
55220	PROFESSIONAL SERVICES			-	-
55260	CONTRACT LABOR	-	25,000	25,000	25,000
55610	CONTRACT SERVICES-OTHER	-	2,000	2,000	2,000
56260	UTIL-COMMUNICATIONS	-	-	-	-
	TOTAL SERVICES	1,430	45,750	103,750	45,750
MAINTENANCE					
54050	MAINT-STREETS/ROADWAYS/SIDEWALKS	-	50,000	50,000	50,000
54170	MAINT-DIST/COLLECTION SYSTEM	141,011	200,000	230,000	200,000
54650	MAINT-MOTOR VEH & HVY EQUIPMENT	9,975	7,500	7,500	7,500
54710	MAINT-MACH, TOOLS & EQUIPMENT	-	5,000	5,000	5,000
	TOTAL MAINTENANCE	150,986	262,500	292,500	262,500
CAPITAL PROJECTS					
58100	EASEMENT ACQUISITION	-	-	-	-
58865	CAP EXP-MOTOR VEHICLE & EQUIPMENT	-	-	-	-
58985	CAP EXP-UTILITY PROJECT	-	-	-	-
58995	COLLIN STREET UTILITIES	-	-	-	-
	TOTAL CAPITAL PROJECTS	-	-	-	-
TOTAL 5001-1650 UTILITY LINE REPLACEMENT		295,090	662,089	649,003	663,906

5001-1670 UTILITY BILLING & COLLECTIONS

LINE ITEM DETAIL					
ACCOUNT NUMBER	ACCOUNT DESCRIPTION	ACTUAL 2023	AMENDED 2024	ESTIMATE 2024	PROPOSED 2025
PERSONNEL SERVICES					
51010	SALARIES-FULL TIME	354,111	389,147	374,912	421,183
51090	SALARIES-PART TIME	-	-	-	-
51230	SALARIES-OVERTIME	3,348	7,500	10,453	11,000
51250	LONGEVITY PAY	5,304	5,862	5,862	6,006
51270	WELL PAY	3,750	5,422	5,422	4,768
51610	EMPLR-SOC SEC & MEDICARE	28,994	31,207	30,936	33,886
51630	EMPLR-RETIREMENT CONTRIBUTIONS	52,747	63,964	62,133	72,335
51650	EMPLR-GROUP HEALTH/LIFE DENTAL	59,325	79,800	71,205	70,000
51750	EMPLR-WORKER'S COMP INSURANCE	2,352	408	2,331	423
51770	UNEMPLOYMENT REIMBURSEMENT	-	-	-	-
51280	ADDT'L COMP IN LIEU OF RAISE	-	-	-	-
	TOTAL PERSONNEL SERVICES	509,931	583,310	563,254	619,601
SUPPLIES					
52010	OFFICE SUPPLIES	1,839	3,000	2,500	3,000
52020	POSTAGE/SHIPPING EXPENSE	45,850	38,000	40,000	43,000
52035	MATERIALS & SUPPLIES-PROTECTIVE CLOTHING	-	100	100	100
52041	MISC TOOLS & EQUIP <$500	-	500	500	1,000
52042	OFFICE FURN & EQUIP<$500	-	400	400	2,000
52045	NON-CAP ACQ-TOOLS & ACCESS	1,140	400	1,500	400
52050	NON-CAP ACQ-OFF MACH & EQUIP	-	2,500	2,500	2,500
52055	NON-CAP ACQ-OFFICE FURN &			-	-
52065	NON-CAP ACQ-COMPUTER HDWR/SFTWR	3,680	5,000	5,000	5,000
53310	UNIFORM SUPPLIES	884	1,000	1,050	1,000
53340	FUEL SUPPLIES	7,604	7,000	8,000	10,000
52030	CLEANING & JANITORIAL	-	-	-	-
53750	AUTO PARTS & SUPPLIES	791	1,000	900	1,500
53755	MACH AND EQUIP PARTS AND SUPPLIES			-	-
53820	OTHER MATERIALS & SUPPLIES	169	1,500	500	1,500
	TOTAL SUPPLIES	61,957	60,400	62,950	71,000
SERVICES					
52015	PRINTING	1,017	1,000	1,000	2,000
52115	TRAVEL AND EDUCATION	77	1,000	500	1,000
52130	CERTIFICATES, LICENSES, TITLES	-	-	-	-
52270	EQUIPMENT RENTAL	184	2,500	2,500	2,500
52140	ADVERTISING & LEGAL NOTICES	-	1,000	1,000	1,000
52165	PUBLIC & EMPLOYEE RELATIONS	240	300	1,000	500
52210	BANKING SERVICES	-	-	-	-
52215	BILL PRINT/MAIL SERVICE	10,640	15,000	14,000	15,000
52240	EVERBRIDGE: CITY CONTRACT	735	1,200	1,200	1,200
53755	OTHER SERVICES	680	-	-	-
55010	GENERAL SERVICES-OTHER	133	200	200	200
55014	LEGAL SERVICES	-	-	-	-
55100	MEDICAL & PSYCH SERVICES	243	300	300	300

5001-1670 UTILITY BILLING & COLLECTIONS

LINE ITEM DETAIL					
ACCOUNT NUMBER	ACCOUNT DESCRIPTION	ACTUAL 2023	AMENDED 2024	ESTIMATE 2024	PROPOSED 2025
55220	PROFESSIONAL SERVICES			-	-
55260	CONTRACT LABOR	4,562	25,000	15,000	25,000
55610	CONTRACTED SERVICES-OTHER	-	-	-	-
56010	UTIL-ELECTRICAL	-	-	-	-
56260	UTIL-COMMUNICATIONS	1,268	2,400	2,400	2,600
	TOTAL SERVICES	19,779	49,900	39,100	51,300
MAINTENANCE					
54610	MAINT-OFFICE EQUIPMENT	525	2,000	2,000	2,000
54630	MAINT-COMPUTER & TELECOM	50,667	31,225	31,225	50,000
54650	MAINT-MOTOR VEH & HVY EQUIPMENT	4,712	5,000	3,500	5,000
54670	MAINT-RADIOS, INST & APPARATUS	4,414	-	-	-
55680	MAINT-BUILDINGS & GROUNDS	-	-	-	-
	TOTAL MAINTENANCE	60,318	38,225	36,725	57,000
SUNDRY					
52405	CASH OVER/SHORT	(153)	-	-	-
	TOTAL SUNDRY	(153)	-	-	-
CAPITAL EXPENDITURES					
58280	CAP EXP-BUILDINGS & GROUNDS	-	-	-	250,000
58850	CAP EXP-COMPUTER & EQUIP	54,000	54,000	54,000	25,000
	TOTAL CAPITAL PROJECTS	54,000	54,000	54,000	275,000
TOTAL 5001-1670 UTILITY BILLING AND COLLECTIONS		705,832	785,835	756,029	1,073,901

5001-9910 NON-DEPARTMENTAL

LINE ITEM DETAIL					
ACCOUNT NUMBER	ACCOUNT DESCRIPTION	ACTUAL 2023	AMENDED 2024	ESTIMATE 2024	PROPOSED 2025
SERVICES					
51630	EMP RET AUDIT	-	-	-	-
52290	GENERAL LIABILITY INSURANCE	4,893	6,270	6,270	6,583
52300	FLEET LIABILITY INSURANCE	10,311	12,100	12,100	12,705
52330	PROPERTY INS (BLDG & CONTENTS)	108,628	96,800	96,800	101,640
52340	MOBILE EQUIPMENT INSURANCE	6,023	5,530	5,530	5,807
55010	GENERAL SERVICES - OTHER	-	3,500	500	1,000
55014	LEGAL SERVICES - OTHER	-	10,000	-	-
55040	AUDITING & FINANCIAL SERVICES	17,498	25,000	25,000	25,000
55060	LEGAL SERVICES-WATER	22,791	10,000	20,000	20,000
55220	PROFESSIONAL SERVICES	263,573	10,000	10,000	10,000
55225	COLLECTION AGENCY EXPENSE	2,022	2,500	2,500	2,500
55610	CONTRACTED SERVICES - OTHER	-	1,200	-	-
55640	AUTO PHYSICAL DAMAGE INS	20,048	18,700	18,700	19,635
56260	UTIL-COMMUNICATIONS	-	1,500	1,500	8,700
57385	CONTR SVCS-CEMETERY WATER	4,000	2,500	8,000	8,000
	TOTAL SERVICES	459,786	205,600	206,900	221,570
MAINTENANCE					
54630	MAINT-COMPUTER & TELECOM	3,492	4,500	4,500	5,000
	TOTAL MAINTENANCE	3,492	4,500	4,500	5,000
CAPITAL PROJECTS					
58280	BUILDINGS AND GROUNDS	-	-	-	5,000
58445	CAP EXP-IMPROVEMNTS NON BUILDINGS	30,632	-	-	-
58850	CAPITAL EXPENSE - COMPUTER & TELECOM	-	25,000	-	25,000
	TOTAL CAPITAL PROJECTS	30,632	25,000	-	30,000
SUNDRY					
	ACROSS THE BOARD 5% RAISE	-	-	-	
58985	CAP EXP-UTILITY PROJECT	-	-	-	-
52565	BAD DEBT WRITEOFFS	3,020	-	-	-
57885	GROSS RCPTS TAX EXPENSE	580,551	597,479	597,479	673,259
52450	INSURANCE CLAIMS/SETTLEMENTS	-	-	-	-
59308	TRANS OUT TO 1999A BOND CONST FND	-	-	-	-
59100	TRANSFER TO FUND 100	-	-	-	-
59412	TRANS OUT TO W/S I & S	3,610,521	2,913,595	2,913,595	3,525,993
59630	ADM CHGS-PBLE TO GENERAL	1,166,844	1,391,675	1,391,675	1,308,758
	TOTAL SUNDRY	5,360,936	4,902,749	4,902,749	5,508,010
TOTAL 501-910 NON-DEPARTMENTAL		5,854,846	5,137,849	5,114,149	5,764,580

CORSICANA

EST. 1848

CITY OF CORSICANA

SANITATION OPERATING FUND (502)

CHANGES IN AVAILABLE FUNDS

	ACTUAL 2023	AMENDED 2024	ESTIMATE 2024	PROPOSED 2025
Estimated Balance 10/1	**$ 2,972,188**	**$ 3,011,986**	**$ 3,011,986**	**$ 2,388,951**
Revenue:				
Service Charges and Rents	6,062,659	6,235,000	6,235,000	7,235,000
Other Revenue	397,911	149,050	149,050	149,050
Grants, Contributions, and Debt Proceeds	-	-	-	-
Total Revenue	*$ 6,460,570*	*$ 6,384,050*	*$ 6,384,050*	*$ 7,384,050*
Disbursements:				
1700-Landfill Operations	2,557,626	3,399,360	3,691,159	3,081,535
1705-Contract Collections	1,834,649	1,300,000	1,300,000	2,000,000
1710-Bulk Solid Waste Pickup	1,078,970	838,935	1,004,307	1,089,448
9910-Non-Departmental	949,526	1,011,619	1,011,619	1,225,893
Total Disbursements	*6,420,772*	*$ 6,549,914*	*$ 7,007,085*	*$ 7,396,876*
Revenue Less Disbursements	**$ 39,798**	**$ (165,864)**	**$ (623,035)**	**$ (12,826)**
Estimated Balance 9/30	**$ 3,011,986**	**$ 2,846,122**	**$ 2,388,951**	**$ 2,376,125**
Estimated Consolidated Cash	**$ 3,238,974**		**$ 8,030,289**	
	9/30/2023		***9/16/2024***	

This fund was established to account for operations of the landfill system. It is operated in a manner similar to private business enterprises where the intent is that the costs (expenses, including debt) of providing goods or services to the general public on a continuing basis are financed or recovered primarily through user charges.

REVENUES
5002-SANITATION FUND

LINE ITEM DETAIL					
ACCOUNT NUMBER	ACCOUNT DESCRIPTION	ACTUAL 2023	AMENDED 2024	ESTIMATE 2024	PROPOSED 2025
SERVICE CHARGES & RENTS					
45100	USER FEES-WASTE COLLECTION	1,541,732	2,000,000	2,000,000	2,000,000
45110	USER FEES-WASTE DISPOSAL	3,123,062	2,800,000	2,800,000	3,800,000
45102	USER FEES-RECYCLING	29,212	28,000	28,000	28,000
45255	BILLING FEES	64,213	67,000	67,000	67,000
49010	SANITATION DISPOSAL CONTRACT	924,831	940,000	940,000	940,000
45140	USER FEES-SPOT TRUCK	30,400	50,000	50,000	50,000
45150	SOLID WASTE SUPPLEMENTAL	349,208	350,000	350,000	350,000
	TOTAL SERVICE CHARGES & RENTS	6,062,659	6,235,000	6,235,000	7,235,000
OTHER REVENUE					
46160	INTEREST INCOME - INVESTMENTS	150,291	128,000	128,000	128,000
46085	INTEREST INCOME	-	-	-	-
47409	TRANS FR SANITATION D.S.	202,086	-	-	-
48555	MISC REIMB/RECOVERIES/REFUNDS	280	-	-	-
49060	MISC INCOME	623	1,000	1,000	1,000
49070	RETURNED CHECK FEES	-	50	50	50
49080	PROCEEDS-SALE/SALVAGE/AUCTION	-	2,000	2,000	2,000
49321	INSURANCE PROCEEDS	20,988	-	-	-
49160	BRUSH OVERAGE CHARGES	20,074	18,000	18,000	18,000
49345	TML HEALTH INS RENEWAL CREDIT	104	-	-	-
45600	RENTAL	3,465	-	-	-
	TRANSFER FROM 409	-			-
	TOTAL OTHER REVENUE	397,911	149,050	149,050	149,050
FUND 5002 TOTAL REVENUES		6,460,570	6,384,050	6,384,050	7,384,050

City of Corsicana
Sanitation Fund Budgeted Revenues - 2025

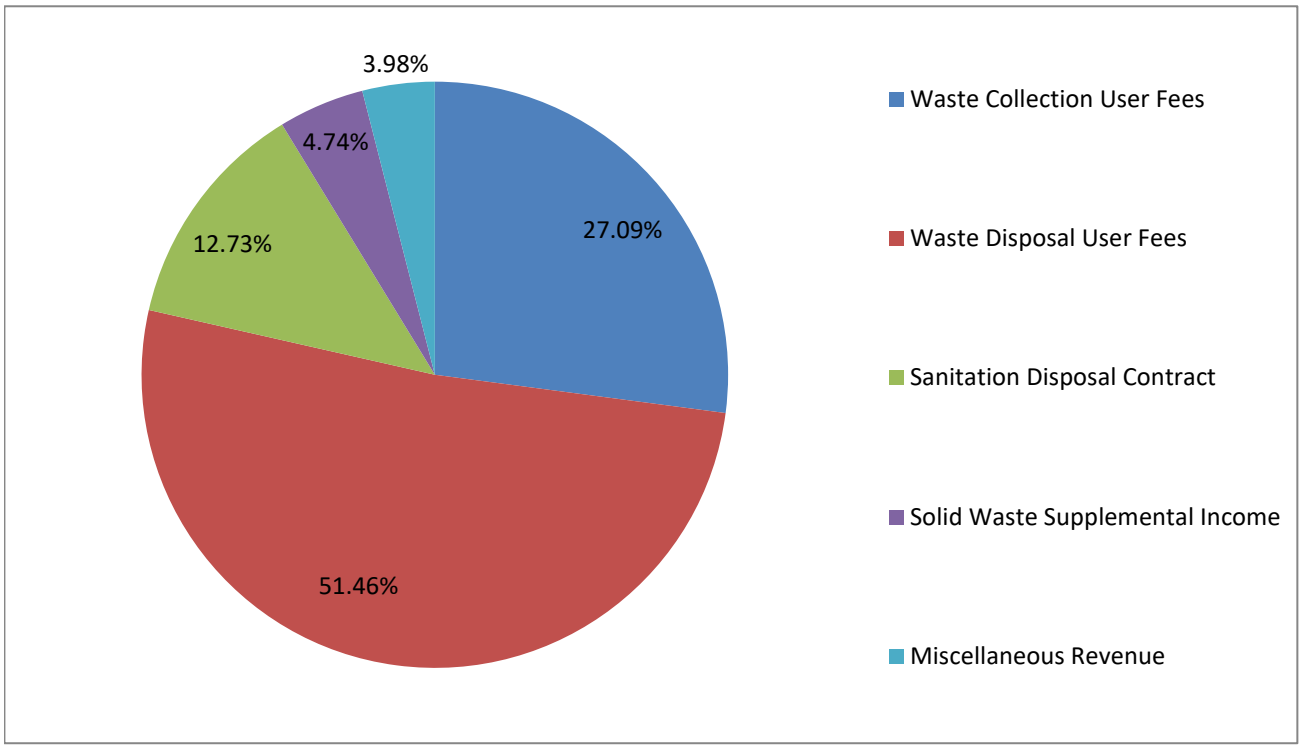

Sanitation Fund Budgeted Expenses - 2025

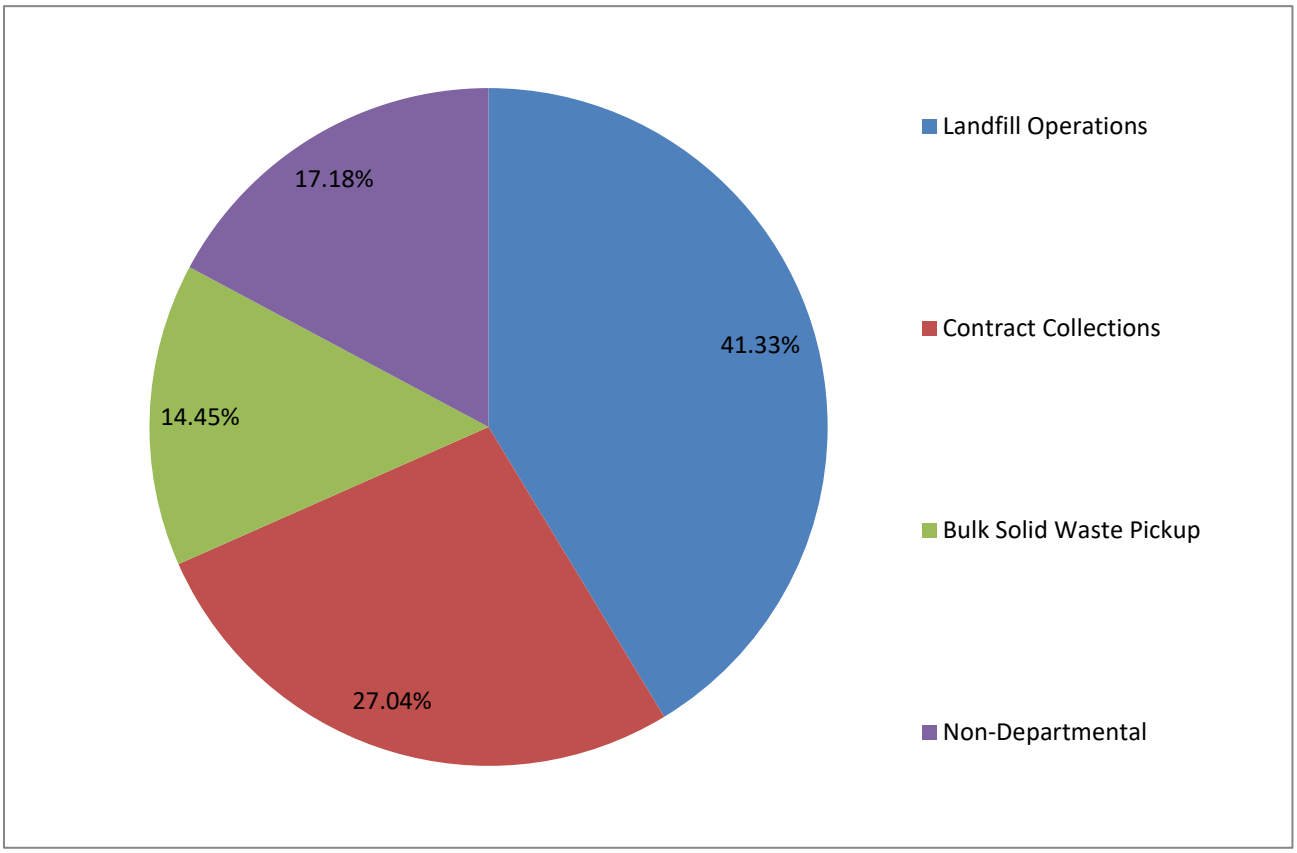

5002-1700 LANDFILL

LINE ITEM DETAIL					
ACCOUNT NUMBER	ACCOUNT DESCRIPTION	ACTUAL 2023	AMENDED 2024	ESTIMATE 2024	PROPOSED 2025
PERSONNEL SERVICES					
51010	SALARIES-FULL TIME	315,758	374,894	387,759	412,907
51090	SALARIES-PART TIME	-	-	-	-
51230	SALARIES-OVERTIME	104,261	60,000	80,000	65,000
51250	LONGEVITY PAY	4,893	5,459	4,018	7,143
51270	WELL PAY	4,127	5,732	3,000	5,732
51310	CERTIFICATION PAY	2,595	4,545	1,435	4,545
51530	AUTO ALLOWANCE	-	630	630	630
51550	CELL PHONE ALLOWANCE	825	825	3,125	825
51610	EMPLR-SOC SEC & MEDICARE	36,107	34,584	36,184	39,068
51630	EMPLR-RETIREMENT CONTRIBUTIONS	67,613	70,887	75,261	83,397
51650	EMPLR-GROUP HEALTH/LIFE DENTAL	57,104	84,360	73,513	74,000
51750	EMPLR-WORKER'S COMP INSURANCE	8,573	9,744	9,184	10,588
51770	UNEMPLOYMENT INS/REIMB	-	-	-	-
	TOTAL PERSONNEL SERVICES	601,854	651,660	674,109	703,835
SUPPLIES					
52010	OFFICE SUPPLIES	2,863	2,500	2,500	2,500
52020	POSTAGE/SHIPPING EXPENSE	43	400	400	400
52030	CLEANING & JANITORIAL SUPPLIES	616	1,000	1,000	1,000
52035	PROTECTIVE CLOTHING	17	1,200	1,200	1,200
52041	MISC TOOLS & EQPT <$500	1,229	1,500	1,500	1,500
52042	OFFICE FURN & EQUIP<$500	243	500	500	500
52045	NON-CAP ACQ-TOOLS & ACCESS	-	1,500	1,500	1,500
52050	NON-CAP ACQ-MACH & EQUIP	-	1,500	1,500	1,500
52055	NON-CAP ACQ-FURN & FIXTURES	-	450	450	450
52065	NON-CAP ACQ-COMPUTER HDWR/SFTWR	-	5,000	5,000	5,000
52105	AGGREGATE MATERIALS	1,885	20,000	20,000	20,000
53040	AG & BOTANICAL SUPPLIES	139	4,000	4,000	4,000
53070	MEDICAL OR VET SUPPLIES	293	350	350	350
53130	CHEMICAL SUPPLIES	970	1,000	1,000	1,000
53310	UNIFORM SUPPLIES	2,896	3,200	3,200	3,200
53340	FUEL SUPPLIES	218,294	150,000	200,000	200,000
53460	GENERAL SAFETY SUPPLIES	-	300	300	300
53490	TRAFFIC SAFETY SUPPLIES	69	500	500	500
53750	AUTO PARTS & SUPPLIES	3,283	5,000	5,000	5,000
53755	MACH AND EQUIP PARTS AND SUPPLIES	75	2,500	2,500	2,500
53820	OTHER MATERIALS AND SUPPLIES	2,563	10,000	10,000	10,000
	TOTAL SUPPLIES	235,480	212,400	262,400	262,400

5002-1700 LANDFILL

LINE ITEM DETAIL					
ACCOUNT NUMBER	ACCOUNT DESCRIPTION	ACTUAL 2023	AMENDED 2024	ESTIMATE 2024	PROPOSED 2025
SERVICES					
52015	PRINTING	1,048	2,000	2,000	2,000
52115	TRAVEL AND EDUCATION	1,347	4,000	4,000	4,000
52130	LICENSES & CERTIFICATES	31,509	800	800	800
52135	DUES, SUBSCRIPTIONS & PUBLICATIONS	359	600	600	600
52140	ADVERTISING & LEGAL NOTICES	890	800	800	800
52165	PUBLIC & EMPLOYEE RELATIONS	1,398	1,000	1,000	1,000
52190	SHIPPING & FREIGHT SERVICES	-	200	200	200
52270	NON-CAP LEASE/RENT-OTHER	150,633	50,000	120,000	50,000
55010	GENERAL SERVICES-OTHER	24	150	20,000	150
55100	MEDICAL & PSYCH SERVICES	514	500	500	500
55200	TESTING SERVICES	-	-	-	-
55220	PROFESSIONAL SERVICES	132,470	75,000	85,000	100,000
50233	LANDFILL SURCHARGE FEES	123,049	100,000	100,000	115,000
55230	PERMITS-FEES	2,305	50,000	50,000	50,000
55235	TCEQ INSPECTION SERVICES	200	3,500	3,500	3,500
55260	CONTRACT LABOR	134,805	55,000	110,000	55,000
55270	TESTING/LAB SERVICES	8,927	12,000	12,000	12,000
55610	CONTRACTED SERVICES - OTHER	6,699	8,000	8,000	8,000
56010	UTIL-ELECTRICAL	8,640	14,000	14,000	14,000
56260	UTIL-COMMUNICATIONS	1,744	3,500	3,500	3,500
	TOTAL SERVICES	606,562	381,050	535,900	421,050
MAINTENANCE					
54050	MAINT-STREETS, ROADWAYS, & SIDEWALKS	16,770	15,000	17,000	15,000
54210	MAINT-PLANT REPAIRS	-	5,000	5,000	5,000
54630	MAINT-COMPUTER & TELECOM	-	750	750	750
54650	MAINT-MOTOR VEH & HVY EQUIPMENT	1,011,714	285,000	340,000	285,000
54670	MAINT-RADIOS, INST & APPARATUS	-	1,000	1,000	1,000
54710	MAINT-MACH, TOOLS & EQUIPMENT	12,689	4,500	12,000	4,500
54810	MAINT-MISCELLANEOUS	869	1,000	1,000	1,000
55680	MAINT-BUILDINGS & GROUNDS	4,341	12,000	12,000	12,000
	TOTAL MAINTENANCE	1,046,382	324,250	388,750	324,250
CAPITAL					
58160	CAP EXP-LAND IMPROVEMENTS	-	1,600,000	1,600,000	400,000
58910	CAP EXP-MACHINERY & EQUIPMENT	-	-	-	-
58990	CAP EXP-BUILDING/STRUCTURE	-	175,000	175,000	915,000
	TOTAL CAPITAL	-	1,775,000	1,775,000	1,315,000

5002-1700 LANDFILL

LINE ITEM DETAIL					
ACCOUNT NUMBER	ACCOUNT DESCRIPTION	ACTUAL 2023	AMENDED 2024	ESTIMATE 2024	PROPOSED 2025
SUNDRY					
52580	LANDFILL CLOSURE	57,348	45,000	45,000	45,000
59708	TRANSFER TO LANDFILL CLOSURE RESERVE	10,000	10,000	10,000	10,000
	TOTAL SUNDRY	67,348	55,000	55,000	55,000
TOTAL 5002-1700 LANDFILL OPERATIONS		2,557,626	3,399,360	3,691,159	3,081,535

5002-1705 CONTRACT COLLECTIONS

LINE ITEM DETAIL					
ACCOUNT NUMBER	ACCOUNT DESCRIPTION	ACTUAL 2023	AMENDED 2024	ESTIMATE 2024	PROPOSED 2025
SERVICES					
52220	SANITATION CONTRACT	1,834,649	1,300,000	1,300,000	2,000,000
55260	CONTRACT LABOR	-	-	-	-
	TOTAL SERVICES	1,834,649	1,300,000	1,300,000	2,000,000
TOTAL 5002-1705 CONTRACT COLLECTIONS		1,834,649	1,300,000	1,300,000	2,000,000

502-300 BULK SOLID WASTE PICKUP

LINE ITEM DETAIL					
ACCOUNT NUMBER	ACCOUNT DESCRIPTION	ACTUAL 2023	AMENDED 2024	ESTIMATE 2024	PROPOSED 2025
PERSONNEL SERVICES					
51010	SALARIES-FULL TIME	161,553	329,469	329,473	352,925
51230	SALARIES-OVERTIME	45,416	20,000	30,000	30,000
51250	LONGEVITY PAY	3,840	3,641	3,000	1,649
51270	WELL PAY	1,468	5,713	4,000	4,506
51310	CERTIFICATION PAY	2,650	1,330	3,025	1,330
51530	AUTO ALLOWANCE	-	1,050	-	1,050
51550	CELL PHONE ALLOWANCE	975	675	976	488
51610	EMPLR-SOC SEC & MEDICARE	41,046	27,589	28,495	29,904
51630	EMPLR-RETIREMENT CONTRIBUTIONS	62,334	56,548	59,048	61,028
51650	EMPLR-GROUP HEALTH/LIFE DENTAL	23,060	86,925	61,609	76,250
51750	EMPLR-WORKER'S COMP INSURANCE	3,773	7,795	4,131	8,118
51770	EMPLR-UNEMPLOYMENT REIMBURSEMENT	-	-	-	-
	TOTAL PERSONNEL SERVICES	346,115	540,735	523,757	567,248
SUPPLIES					
52010	OFFICE SUPPLIES	-	500	500	500
52020	POSTAGE/SHIPPING EXPENSE	4	300	300	300
52035	MAT. & SUPPLIES-PROTECTIVE CLOTHING	108	1,000	1,000	1,000
52041	MISC TOOLS & EQPT <$500	175	2,000	2,000	2,000
52045	NON-CAP ACQ-TOOLS & ACCESS	-	500	500	500
52050	NON-CAP ACQ-MACH & EQUIP	-	2,000	2,000	2,000
52055	NON-CAP ACQ-FURNITURES & FIXTURES	3,658	-	-	-
53130	CHEMICAL SUPPLIES	6,912	2,500	2,500	2,500
53310	UNIFORM SUPPLIES	298	3,000	2,500	3,000
53340	FUEL SUPPLIES	28,820	35,000	35,000	35,000
53460	GENERAL SAFETY SUPPLIES	293	1,500	1,500	1,500
53490	TRAFFIC SAFETY SUPPLIES	-	500	500	500
53520	SAFETY SUPPLIES-OTHER	-	1,200	1,200	1,200
53750	AUTO PARTS & SUPPLIES	2,586	8,000	8,000	8,000
53755	MACH AND EQUIP PARTS AND SUPPLIES	6,328	6,000	6,000	6,000
53820	OTHER MATERIALS & SUPPLIES	1,190	3,000	3,000	3,000
53859	SUPPLIES-MAINT-MISCELLANEOUS	-	-	-	-
	TOTAL SUPPLIES	50,371	67,000	66,500	67,000
SERVICES					
52015	PRINTING	-	800	800	800
52115	TRAVEL AND EDUCATION	1,350	1,000	1,500	1,500
52130	LICENSES & CERTIFICATES	-	3,000	3,000	3,000
52140	ADVERTISING & LEGAL NOTICES	132	500	500	500
52165	PUBLIC & EMPLOYEE RELATIONS	80	500	500	500
52270	EQUIPMENT RENTAL	-	-	-	-
55010	GENERAL SERVICES	592,484	150,000	300,000	300,000
55100	MEDICAL & PSYCH SERVICES	379	500	500	500
55220	PROFESSIONAL SERVICES OTHER	3,907	7,500	7,500	20,000
55230	PERMITS FEES	1,071	2,000	2,000	2,000
55260	CONTRACT LABOR	41,838	22,000	40,000	40,000

502-300 BULK SOLID WASTE PICKUP

LINE ITEM DETAIL					
ACCOUNT NUMBER	ACCOUNT DESCRIPTION	ACTUAL 2023	AMENDED 2024	ESTIMATE 2024	PROPOSED 2025
56260	UTIL-COMMUNICATIONS	968	1,200	1,200	1,200
	TOTAL SERVICES	642,208	189,000	357,500	370,000
MAINTENANCE					
54050	MAINT-STREET, RDWYS	20	-	-	-
54610	MAINT-OFF EQUIP	105	150	150	150
54630	MAINT-COMPUTER & TELECOM	-	1,050	1,050	1,050
54650	MAINT-MOTOR VEH & HVY EQUIPMENT	40,046	35,000	50,000	50,000
54670	MAINT-RADIO, INSTR, APPARATUS	-	150	150	150
54710	MAINT-MACH, TOOLS & EQUIPMENT	105	4,000	4,000	4,000
54810	MAINT-MISCELLANEOUS-OTHER	-	1,200	1,200	1,200
58160	MAINT-LAND IMPROVEMENTS	-	650	-	650
	TOTAL MAINTENANCE	40,276	42,200	56,550	57,200
CAPITAL					
58910	CAP EXP-MACHINERY & EQUIPMENT	-	-	-	28,000
58865	CAP EXP-MOTOR VEH & EQUIPMENT	-	-	-	-
	TOTAL CAPITAL	-	-	-	28,000
TOTAL 502-300 BULK SOLID WASTE PICK-UP		1,078,970	838,935	1,004,307	1,089,448

5002-9910 NON-DEPARTMENTAL

LINE ITEM DETAIL					
ACCOUNT NUMBER	ACCOUNT DESCRIPTION	ACTUAL 2023	AMENDED 2024	ESTIMATE 2024	PROPOSED 2025
SERVICES					
52290	GENERAL LIABILITY INSURANCE	368	1,405	1,405	1,405
52300	FLEET LIABILITY INSURANCE	2,411	2,860	2,860	2,860
52330	PROPERTY INS (BLDG & CONTENTS)	1,971	1,760	1,760	1,760
52340	MOBILE EQUIPMENT INSURANCE	16,758	16,500	16,500	16,500
52405	CASH	-	-	-	-
55040	AUDITING & FINANCIAL SERVICES	2,799	3,775	3,775	3,775
55610	CONTRACT SERVICE - OTHER	-	-	-	-
55640	AUTO PHYSICAL DAMAGE INS	3,751	4,950	4,950	4,950
	TOTAL SERVICES	28,058	31,250	31,250	31,250
MAINTENANCE					
54630	MAINT-COMP & TELECOM EQPT	-	-	-	-
	TOTAL MAINTENANCE	-	-	-	-
SUNDRY					
	ACROSS THE BOARD 5% RAISE	-	-	-	
52565	BAD DEBT	-	-	-	-
57885	GROSS RCPTS TAX EXPENSE	186,658	191,522	191,522	206,522
59409	TRANS OUT TO DEBT SERVICE	227,948	211,038	211,038	211,038
52590	MISC OTHER SUNDRY	-	-	-	-
59630	ADM CHGS-PBLE TO GENERAL	506,862	577,809	577,809	777,083
	TOTAL SUNDRY	921,468	980,369	980,369	1,194,643
TOTAL 5002-9910 NON-DEPARTMENTAL		949,526	1,011,619	1,011,619	1,225,893

CITY OF CORSICANA

EMERGENCY MEDICAL SERVICES (5003)

CHANGES IN AVAILABLE FUNDS

	ACTUAL 2023	AMENDED 2024	ESTIMATE 2024	PROPOSED 2025
Estimated Balance 10/1	**$ (128,514)**	**$ (293,197)**	**$ (293,197)**	**$ (414,569)**
Revenue:				
Service Charges	*$ 90,164*	*$ 146,000*	*$ 130,000*	*$ 130,000*
Fines & Forfeitures	-	-	-	*$ -*
Other Revenue	28,768	6,100	5,500	5,500
Transfers from General Fund	562,960	-	273,266	*$ 250,000*
Revenues from Navarro County	-	-	-	*$ 528,023*
Total Revenue	*$ 681,892*	*$ 152,100*	*$ 408,766*	*$ 913,523*
Disbursements:				
125-EMS Service	*$ 637,130*	*$ 339,904*	*$ 490,538*	*$ 1,072,314*
910-Non Departmental	209,445	39,600	39,600	*$ 39,600*
Total Disbursements	*$ 846,575*	*$ 379,504*	*$ 530,138*	*$ 1,111,914*
Revenue Less Disbursements	**$ (164,683)**	**$ (227,404)**	**$ (121,372)**	**$ (198,391)**
Estimated Balance 9/30	**$ (293,197)**	**$ (520,601)**	**$ (414,569)**	**$ (612,960)**
Estimated Consolidated Cash	**$ (759,849)**		**$ (162,225)**	
	9/30/2023		***9/16/2024***	

This fund was established to account for operations of the EMS (emergency medical services) system. It is operated in a manner similar to private business enterprises where the intent is that the costs (expenses, including debt) of providing goods or services to the general public on a continuing basis are financed or recovered primarily through user charges.

REVENUES

5003-EMERGENCY MEDICAL SERVICES FUND

LINE ITEM DETAIL					
ACCOUNT NUMBER	ACCOUNT DESCRIPTION	ACTUAL 2023	AMENDED 2024	ESTIMATE 2024	PROPOSED 2025
SERVICE CHARGES & RENTS					
45755	EMS-FEES - CHANGE HEALTH	23,252	100,000	130,000	130,000
45751	EMS-FEES - IMX	1,076	-	-	-
45750	EMS-FEES - DIGITECH	-	-	-	-
45770	EMS-SUBSCRIPTION PROGRAM	63,942	46,000	-	-
45756	EMS-FEES RECOVERED	1,894	-	-	-
45775	REVENUE - VACCINES	-	-	-	-
	TOTAL SERVICE CHARGES & RENTS	90,164	146,000	130,000	130,000
FINES & FORFEITURES					
43835	LATE PMT PENALTY FOR A/R	-	-	-	-
	TOTAL FINES & FORFEITURES	-	-	-	-
OTHER REVENUE					
46085	INTEREST EARNINGS (EXPENSE)	-	-	-	-
45840	COPY REPRODUCTION FEES	12	100	500	500
48550	REIMBURSEMENT FROM EMPLOYEES	473	1,000	-	-
48555	MISCELLANEOUS REIMBURSEMENTS/RECOVERIES	1,307	-	-	-
49060	MISCELLANEOUS REVENUE	1,197	-	-	-
49070	RETURNED CHECK FEES	-	-	-	-
49080	PROCEEDS FROM SALE/SALVAGE/AUCTION	1,100	-	-	-
48560	WORKERS COMP REIMBURSMENT	-	-	-	-
49140	VENDING & OTHER MISC INCOME	-	-	-	-
49300	INSURANCE PROCEEDS	-	-	-	-
49345	TML HEALTH INS RENEWAL CREDIT	238	-	-	-
	TOTAL OTHER REVENUE	4,327	1,100	500	500
CONTRIBUTIONS					
48040	MISCELLANEOUS EMS FUND DONATIONS	-	-	-	-
48460	CONTRIBUTION REVENUE	-	-	-	-
	TOTAL CONTRIBUTIONS	-	-	-	-
INTERGOVERNMENTAL REVENUE					
47100	TRANSFER FROM GENERAL FUND	562,960	-	273,266	250,000
49720	NORTH CENTRAL TX TRAUMA-RAC	17,392	5,000	5,000	5,000
47113	TRANS OUT TO EMS/NEG CASH	-	-	-	-
49620	GRANT REVENUES	7,049	-	-	-
49580	HHS STIMULUS/COVID 19	-	-	-	-
49820	EMS-SVCS CONTRACT W CNTY	562,960	-	-	231,898
49820	EMS- CNTY AMBUL PURCH	-	-	-	296,125
	TOTAL INTERGOVERNMENTAL REV	1,150,361	5,000	278,266	783,023
FUND 5003 TOTAL REVENUES		1,244,852	152,100	408,766	913,523

5003-1750 EMERGENCY MEDICAL SERVICES

LINE ITEM DETAIL					
ACCOUNT NUMBER	ACCOUNT DESCRIPTION	ACTUAL 2023	AMENDED 2024	ESTIMATE 2024	PROPOSED 2025
PERSONNEL SERVICES					
51010	SALARIES-FULL TIME	394,899	170,413	202,665	198,989
51230	SALARIES-OVERTIME	50,136	10,000	94,863	10,000
51250	LONGEVITY PAY	1,056	876	876	876
51270	WELL PAY	4,624	2,324	2,324	2,324
51310	CERTIFICATION PAY	10,525	18,900	8,100	15,000
51330	EDUCATION PAY	1,500	2,000	2,000	5,700
51360	PRECEPTOR PAY	-	-	-	2,000
51370	OUT OF CLASS PAY	-	-	-	16,000
51380	EMS MODULE ASSGNMNT-PT CARE	-	15,000	15,455	15,000
51410	PM COOR PAY	-	-	-	1,800
51510	UNIFORM ALLOWANCE	1,995	1,260	1,330	1,260
51610	EMPLR-SOC SEC & MEDICARE	22,119	16,889	24,348	44,863
51630	EMPLR-RETIREMENT CONTRIBUTIONS	62,401	34,617	49,813	95,766
51650	EMPLR-GROUP HEALTH/LIFE DENTAL	51,177	34,200	51,447	30,000
51750	EMPLR-WORKER'S COMP INSURANCE	4,821	2,605	5,994	7,886
51770	UNEMPLOYMENT INS/REIMB	-	-	-	-
	TOTAL PERSONNEL SERVICES	605,253	309,084	459,215	447,464
SUPPLIES					
52010	OFFICE SUPPLIES	93	100	100	100
52020	POSTAGE/SHIPPING EXPENSE	424	400	400	400
52030	CLEANING/JANITORIAL SUPPLIES	-	-	-	-
52035	MATERIALS & SUPPLIES-PROTECTIVE	-	1,000	1,000	1,000
52040	EDUCATIONAL MATERIALS	-	50	50	50
52041	MISC TOOLS & EQUIPMENT < $500	-	-	-	-
52050	NON-CAP ACQ-MACHINERY & EQUIPMENT	-	-	-	-
52060	NON-CAP ACQ-SAFETY EQUIPMENT & DEVICES	-	500	500	500
52065	NON-CAP ACQ-COMP HDWR/SFTWR	-	-	-	-
52070	NON-CAP ACQ-INSTRNTS & AP	-	-	-	-
52075	NON-CAP ACQ-COMMUNICATION	-	-	-	-
52100	CERTIFICATES, AWARDS, ETC.	-	-	-	-
53070	MEDICAL SUPPLIES	5,245	5,000	5,000	5,000
53130	CHEMICAL SUPPLIES	-	400	400	400
52165	PUBLIC & EMPLOYEE RELATIONS	-	-	-	-
53190	FOOD SUPPLIES	-	-	-	-
53310	UNIFORM SUPPLIES	-	3,000	3,000	3,000
53340	FUEL SUPPLIES	336	1,000	1,000	1,000
53750	AUTO PARTS & SUPPLIES	-	1,000	1,000	1,000
53755	MACH AND EQUIP PARTS AND SUPPLIES	812	500	500	500
53820	OTHER MATERIAL & SUPPLIES	-	-	-	-
	TOTAL SUPPLIES	6,910	12,950	12,950	12,950
SERVICES					
52015	PRINTING	743	50	50	50
52115	TRAVEL AND EDUCATION	1,981	5,000	5,000	5,000
52130	LICENSES & CERTIFICATES	1,440	500	500	500
52135	DUES, SUBSCRIPTIONS & PUBLICATIONS	-	-	-	-
52140	ADVERTISING & LEGAL NOTICES	793	200	200	200

5003-1750 EMERGENCY MEDICAL SERVICES

LINE ITEM DETAIL					
ACCOUNT NUMBER	ACCOUNT DESCRIPTION	ACTUAL 2023	AMENDED 2024	ESTIMATE 2024	PROPOSED 2025
55010	GENERAL SERVICES-OTHER	126	200	200	200
55050	LEGAL SERVICES	-	500	500	500
55100	MEDICAL & PSYCH SERVICES	-	-	503	1,000
55220	PROFESSIONAL SERVICES	11,427	2,600	2,600	2,600
55260	CONTRACT LABOR	-	-	-	-
55270	TESTING/LAB SERVICES	-	-	-	-
55530	CONTRACT SVCS-BIO HAZARD	-	1,000	1,000	1,000
55540	CONTRACT SVCS-MEDICAL DIRECTOR	-	-	-	-
55550	CONTRACT SVCS-EMS BILLING	373	-	-	-
55563	CONTRACT SVCS-ESO REPORTING	1,000	2,000	2,000	2,000
56260	UTIL-COMMUNICATIONS	3,445	1,020	1,020	1,800
	TOTAL SERVICES	21,328	13,070	13,573	14,850
MAINTENANCE					
54630	MAINTENANCE - COMP & TELECOM EQUIP	-	-	-	-
54650	MAINT-MOTOR VEH & HVY EQUIP	374	1,000	1,000	1,000
54670	MAINT-RADIOS, INST & APPA	-	-	-	-
54710	MAINT-MACH, TOOLS & EQUIP	3,262	3,300	3,300	3,300
54830	MAINT-PROTECTIVE GEAR	-	500	500	500
55552	CONTR BILLING -CHC-VACCINES	3	-	-	-
	TOTAL MAINTENANCE	3,639	4,800	4,800	4,800
CAPITAL					
58910	CAP EXP-MACH & EQUIPMENT	-	-	-	592,250
	TOTAL CAPITAL	-	-	-	592,250
TOTAL 5003-1750 E.M.S. (EMER MED SVCS)		637,130	339,904	490,538	1,072,314

5003-9910 NON-DEPARTMENTAL

LINE ITEM DETAIL					
ACCOUNT NUMBER	ACCOUNT DESCRIPTION	ACTUAL 2023	AMENDED 2024	ESTIMATE 2024	PROPOSED 2025
PERSONNEL SERVICES					
51010	SALARY & WAGES	-	-	-	-
	TOTAL PERSONNEL SERVICES	-	-	-	-
SERVICES					
52210	BANKING SERVICES	-	500	500	500
52290	GENERAL LIABILITY INSURANCE	2,600	500	500	500
52300	FLEET LIABILITY INSURANCE	3,992	1,000	1,000	1,000
52330	PROPERTY INSURANCE	20,583	8,000	8,000	8,000
52340	MOBILE EQUIPMENT INSURANCE	4,436	1,000	1,000	1,000
55040	AUDIT & FINANCIAL SERVICES	705	-	-	-
55225	COLLECTION AGENCY EXPENSE	2,013	100	100	100
	TOTAL SERVICES	34,328	11,100	11,100	11,100
SERVICES					
52420	REFUNDS	6,647	-	-	-
55060	LEGAL SERVICES	-	-	-	-
55010	GENERAL SERVICES - OTHER	-	-	-	-
		6,647	-	-	-
SUNDRY					
	ACROSS THE BOARD 5% RAISE	-	-	-	-
59810	TRANSFER TO 810	-	-	-	-
52542	CONTRACTURAL ADJUSTMENTS CHANGE HLT	-	5,000	5,000	5,000
52546	WRITE-OFF'S (SUBSCRIPTION PROGRAM)	-	3,500	3,500	3,500
52565	BAD DEBT EXPENSE - WRITE-OFF - CHANGE HLT	0	5,000	5,000	5,000
52566	BAD DEBT EXPENSE - WRITE-OFF DIGITECH	-	-	-	-
52572	BAD DEBT EXPENSE - CHC VACCINES	14,419	-	-	-
52570	BAD DEBT EXPENSE - RECOVERIES	-	-	-	-
52575	DEPRECIATION EXPENSE	154,051	15,000	15,000	15,000
55640	AUTO PHYSICAL DAMAGE INS	-	-	-	-
59239	TRANS TO EMS EQUIP REPL FUND	-	-	-	-
59630	ADM CHGS-PAYABLE TO GENERAL FUND	-	-	-	-
CAPITAL					
58910	CAP EXP-MACH & EQUIPMENT	-	-	-	-
	TOTAL SUNDRY	168,470	28,500	28,500	28,500
TOTAL 5003-9910 NON-DEPARTMENTAL		209,445	39,600	39,600	39,600

CORSICANA

EST. 1848

CITY OF CORSICANA

HOTEL/MOTEL OCCUPANCY FEES FUND (2001)

CHANGES IN FUND BALANCE

	ACTUAL 2023	AMENDED 2024	ESTIMATE 2024	PROPOSED 2025
Estimated Balance 10/1	**$ 192,697**	**$ 218,795**	**$ 218,795**	**$ 218,199**
Revenue:				
Taxes	828,445	805,800	812,800	812,800
Other Revenue	16,125	9,025	9,625	9,025
Donations/Contributions	31,074	37,500	29,134	30,000
Intergovernment Revenue	-	-	-	-
Total Revenue	***$ 875,644***	***$ 852,325***	***$ 851,559***	***$ 851,825***
Disbursements:				
Contributions and Special Revenue	392,094	399,650	399,650	401,650
Pioneer Village	112,698	119,448	102,101	154,656
Main Street	158,641	166,486	196,152	188,964
Advertising/Promotion-Tourism	93,630	98,781	98,997	103,356
Main Street Facade Revitalization	-	-	-	-
Non-Departmental	92,484	55,255	55,255	53,255
Total Disbursements	***$ 849,546***	***$ 839,620***	***$ 852,155***	***$ 901,881***
Revenue Less Disbursements	**$ 26,098**	**$ 12,705**	**$ (596)**	**$ (50,056)**
Estimated Balance 9/30	**$ 218,795**	**$ 231,500**	**$ 218,199**	**$ 168,143**
Estimated Consolidated Cash	**$ (48,366)**		**$ 585,720**	
	9/30/2023		***9/16/2024***	

The Hotel/Motel Occupancy Fees Fund was established to account for financial resources to be used to promote tourism. A tax is levied upon the occupancy of any room or space furnished by any hotel. Revenue from this tax is used by the city to promote tourism. A large portion is allocated to the Convention and Visitors Bureau Fund 290.

REVENUES

2001-HOTEL OCCUPANCY TAX FUND

LINE ITEM DETAIL					
ACCOUNT NUMBER	ACCOUNT DESCRIPTION	ACTUAL 2023	AMENDED 2024	ESTIMATE 2024	PROPOSED 2025
TAXES					
42890	HOTEL OCCUPANCY TAX REVENUE	808,832	800,000	807,000	807,000
42930	HOTEL TAX-PENALTIES (LATE)	-	-	-	-
42931	2% COLL FEE-HOT-CITY	13,959	800	800	800
42891	PR YR HOTEL OCCUPANCY TAX	-	-	-	-
45460	ENTRANCE FEES - PIONEER VILLAGE	5,654	5,000	5,000	5,000
	TOTAL TAXES	828,445	805,800	812,800	812,800
OTHER REVENUE					
46160	INTEREST INCOME - INVESTMENTS	9,871	8,500	9,500	8,500
46165	INTEREST INCOME - OTHER	-	-	-	-
44201	SOUVENIR SALES	6,127	-	-	-
48555	MISCELLANEOUS REFUNDS/REIMBURSEMENTS	-	25	25	25
48556	CCVB REIMB- CONTRACT LABOR	-	-	-	-
49480	DEBT/NOTE/LEASE PROCEEDS	-	-	-	-
49060	MISC REVENUE	126	500	100	500
49140	VENDING & OTHER MISCELLANEOUS INCOME	-	-	-	-
	TOTAL OTHER REVENUE	16,125	9,025	9,625	9,025
DONATIONS/CONTRIBUTIONS					
48100	DONATIONS - MAIN ST OTHER	-	-	5,967	-
48455	DONATIONS - MAIN ST FAÇADE PROGRAM	-	-	-	-
48458	DONATIONS - PUMPKIN PATCH	-	2,500	-	-
48461	DONATIONS - SECOND SATURDAY PROGRAM	949	2,000	1,500	2,000
48500	DONATIONS - STRUT DOWN BEATON	5,125	8,000	5,000	3,000
48560	SHARED COST REIMB-DS PMT-ELECTRONIC BILLBOARD	25,000	25,000	16,667	25,000
		31,074	37,500	29,134	30,000
FUND 2001 TOTAL REVENUES		875,644	852,325	851,559	851,825

2001-2001 CONTRIBUTIONS & SPECIAL EVENTS

LINE ITEM DETAIL					
ACCOUNT NUMBER	ACCOUNT DESCRIPTION	ACTUAL 2023	AMENDED 2024	ESTIMATE 2024	PROPOSED 2025
SERVICES					
55430	CONTR SVCS-NAVARRO CTY EXPO	4,000	2,000	2,000	4,000
55435	CONTR SVCS-DERRICK DAYS COMMITTEE	3,000	3,000	3,000	3,000
53820	OTHER SUPPLIES/MATERIALS	-	-	-	-
55280	CONTR SVCS-OTHER	14,302	13,500	13,500	13,500
	TOTAL SERVICES	21,302	18,500	18,500	20,500
SUNDRY					
57510	CONTRIB-CONVENTION & VISITORS BUREAU	366,147	377,300	377,300	377,300
57511	PR YR-CCVB CONTRIB EXPENSE	-	-	-	-
57512	2% COLL FEE-CCVB % EXP	-	-	-	-
59005	TRANS OUT TO SPEC HOLIDAY EVENTS	2,295	1,500	1,500	1,500
59006	TRANS OUT TO HALLOWEEN EVENTS	850	850	850	850
59007	TRANS OUT TO DERRICK DAYS	1,500	1,500	1,500	1,500
	TOTAL SUNDRY	370,792	381,150	381,150	381,150
TOTAL 2001-2001 CONTRIBUTIONS AND SPEC EVENT		392,094	399,650	399,650	401,650

2001-2005 PIONEER VILLAGE

ACCOUNT NUMBER	ACCOUNT DESCRIPTION	ACTUAL 2023	AMENDED 2024	ESTIMATE 2024	PROPOSED 2025
	LINE ITEM DETAIL				
PERSONNEL SERVICES					
51010	SALARIES-FULL TIME	66,188	64,813	52,495	62,299
51230	SALARIES-OVERTIME	-	-	-	-
51250	LONGEVITY PAY	432	1,548	1,548	3,327
51270	WELL PAY	849	1,162	1,162	1,071
51610	EMPLR-SOC SEC & MEDICARE	5,041	5,165	4,164	5,102
51630	EMPLR-RETIREMENT CONTRIBUTIONS	9,841	10,588	8,693	10,874
51650	EMPLR-GROUP HEALTH/LIFE DENTAL	15,367	17,100	14,505	15,000
51750	EMPLR-WORKER'S COMP INSURANCE	274	282	144	243
	TOTAL PERSONNEL SERVICES	97,993	100,658	82,711	97,916
SUPPLIES					
52010	OFFICE SUPPLIES	404	500	500	500
52020	POSTAGE/SHIPPING EXPENSE	27	100	100	100
52041	MISC TOOLS & EQPT <$500	6	1,000	1,000	1,000
52165	PUBLIC AND EMPLOYEE RELATIONS	798	400	1,000	800
53160	OTHER CHEMICAL/MED/AG SUPPLIES	-	1,000	1,000	1,000
52030	CLEANING & JANITORIAL SUPPLIES	122	550	550	550
53750	AUTO PARTS & SUPPLIES	-	500	500	500
53755	MACH AND EQUIP PARTS AND SUPPLIES	18	750	750	750
53310	UNIFORM SUPPLY	-	200	200	200
53820	OTHER MATERIALS & SUPPLIE	992	1,000	1,000	1,000
53858	SUPPLIES-MAINT BUILDINGS & GROUNDS	2,705	1,500	1,500	1,500
	TOTAL SUPPLIES	5,073	7,500	8,100	7,900
SERVICES					
52015	PRINTING	485	300	300	450
52115	TRAVEL & EDUCATION	50	200	200	200
52135	DUES, SUBSCRTNS, PUBLCTNS	-	100	100	100
52140	ADVERTISING & LEGAL NOTICES	-	450	450	450
55260	CONTRACT LABOR	-	1,400	1,400	1,400
55030	WEBSITE/INTERNET SERVICES	345	390	390	390
55010	GENERAL SERVICES	80	600	600	600
56010	UTIL-ELECTRICAL	1,749	3,000	3,000	3,000
56260	UTIL-COMMUNICATIONS	83	600	600	600
	TOTAL SERVICES	2,792	7,040	7,040	7,190
MAINTENANCE					
55680	MAINT-BUILDINGS & GROUNDS	6,065	3,500	3,500	5,500
54650	MAINT-MOTOR VEHICLES & HEAVY EQUIP	249	100	100	500
54810	MAINT-MISCELLANEOUS-OTHER	525	650	650	650
	TOTAL MAINTENANCE	6,840	4,250	4,250	6,650
CAPITAL					
58280	MAINT-FURNITURE & FIXTURES	-	-	-	35,000
		-	-	-	35,000
TOTAL 2011-205 PIONEER VILLAGE		112,698	119,448	102,101	154,656

2001-2010 MAIN STREET

ACCOUNT NUMBER	ACCOUNT DESCRIPTION	ACTUAL 2023	AMENDED 2024	ESTIMATE 2024	PROPOSED 2025
	LINE ITEM DETAIL				
PERSONNEL SERVICES					
51010	SALARIES-FULL TIME	65,109	64,917	64,980	68,163
51090	SALARIES-PART TIME	-	-	-	-
51230	SALARIES-OVERTIME	-	-	-	-
51250	LONGEVITY PAY	198	270	270	270
51270	WELL PAY	-	775	775	685
51280	ADDTL COMP IN LIEU OF A RAISE	-	-	-	-
51530	AUTO ALLOWANCE	4,200	4,200	4,200	4,200
51550	CELL PHONE ALLOWANCE	1,500	1,500	1,500	1,500
51610	EMPLR-SOC SEC & MEDICARE	4,963	5,482	5,252	5,723
51630	EMPLR-RETIREMENT CONTRIBUTIONS	10,338	11,237	11,268	12,218
51650	EMPLR-GROUP HEALTH/LIFE DENTAL	10,245	11,400	11,385	10,000
51750	EMPLR-WORKER'S COMP INSURANCE	72	100	74	100
	TOTAL PERSONNEL SERVICES	96,625	99,881	99,704	102,859
SUPPLIES					
52010	OFFICE SUPPLIES	429	700	700	700
52020	POSTAGE/SHIPPING EXPENSE	719	500	500	500
52030	CLEANING AND JANITORIAL SUPPLIES	-	500	500	1,500
52041	MISC TOOLS & EQPT <$500	-	500	500	500
52042	MISC TOOLS & EQPT <$500	-	-	-	-
52055	NON CAP ACQ-FURNITURE AND FIXTURES	-	-	-	-
52095	NON CAP IMPROVEMENTS	-	-	-	-
52100	CERTIFICATES, AWARDS, ETC	-	-	-	500
53550	EVENT SUPPLIES	4,407	5,000	5,000	5,000
53820	OTHER MATERIALS & SUPPLIES	85	300	469	500
	TOTAL SUPPLIES	5,640	7,500	7,669	9,200
SERVICES					
52015	PRINTING	2,207	1,500	1,500	1,500
52115	TRAVEL & EDUCATION	3,675	4,000	4,000	4,000
52135	DUES, SUBSCRTNS, PUBLCTNS	1,360	1,200	1,200	4,000
52140	LEGAL ADVERTISING	-	600	600	600
52270	EQUIPMENT RENTAL	964	1,500	2,650	1,500
52160	PROMOTIONAL ADV & MATERIALS	3,859	5,000	5,000	10,000
52165	PUBLIC & EMPLOYEE RELATIONS	161	500	500	500
52260	LAND AND BUILDING RENTAL	1,384	1,500	1,500	1,500
52400	PROGRAM COST-CHRISTMAS	19,153	20,000	25,270	25,000
55010	GENERAL SERVICES-OTHER	-	-	-	-
55100	MEDICAL AND PHYCH SERVICES	-	-	-	-
55030	WEBSITE/INTERNET ACCESS	1,036	1,105	1,382	1,105
55220	PROFESSIONAL SERVICES	-	-	-	5,000
55260	CONTRACT LABOR	-	-	12,165	-
55280	CONTRACTED SERVICES	4,963	4,000	4,003	4,000
56010	UTIL-ELECTRICAL	3,769	4,500	4,500	4,500
56260	UTIL-COMMUNICATIONS	332	500	500	500
56635	UTIL-GAS	1,817	1,200	1,200	1,200
	TOTAL SERVICES	44,679	47,105	65,969	64,905
MAINTENANCE					
55620	MAINT-DOWNTOWN LIGHTS	11,696	10,000	20,810	10,000
54570	MAINT-FURNITURE & FIXTURES	-	-	-	-
55680	MAINT-BLDGS & GROUNDS	-	2,000	2,000	2,000
	TOTAL MAINTENANCE	11,696	12,000	22,810	12,000
TOTAL 2010-300 MAIN STREET		158,641	166,486	196,152	188,964

2001-2015 ADVERTISING/PROMOTIONAL/TOURISM

LINE ITEM DETAIL					
ACCOUNT NUMBER	ACCOUNT DESCRIPTION	ACTUAL 2023	AMENDED 2024	ESTIMATE 2024	PROPOSED 2025
PERSONNEL SERVICES					
51010	SALARIES-FULL TIME	-	-	-	19,733
51090	SALARIES-PART TIME	-	18,793	12,811	-
51250	LONGEVITY PAY	-	36	-	24
51270	WELL PAY	-	310	-	310
51610	EMPLR-SOC SEC & MEDICARE	-	1,464	980	1,536
51630	EMPLR-RETIREMENT	-	3,001	2,054	3,276
51650	EMPLR-HEALTH/LIFE INSURANCE	-	5,700	3,378	5,000
51750	EMPLR-WORKER'S COMP INSURANCE	-	27	273	27
	TOTAL PERSONNEL SERVICES	*-*	*29,331*	*19,496*	*29,906*
SUPPLIES					
52010	OFFICE SUPPLIES	38	200	265	200
52020	POSTAGE & SHIPPING	664	800	800	800
52030	CLEANING & JANITORIAL SUPPLIES	-	100	325	100
52042	MISC FURN < $500	712	500	876	500
52160	PROMOTIONAL ADV & MATERIALS	9,464	5,000	14,053	5,000
53550	EVENT SUPPLIES	1,500	11,000	11,000	11,000
53640	LIGHTING AND DECORATIVE SUPPLIES	-	-	-	-
53820	OTHER MATERIALS AND SUPPLIES	200	500	500	500
	TOTAL SUPPLIES	*12,578*	*18,100*	*27,819*	*18,100*
SERVICES					
52130	CERTIFICATES, LICENSES, & TITLES	491	100	100	100
52135	DUES, SUBSCRTNS, PUBLCTNS	1,474	850	2,500	850
55010	GENERAL SERVICES	27	-	-	-
52270	EQUIPMENT RENTAL	1,812	1,000	1,000	1,000
52165	PUBLIC & EMPLOYEE RELATIONS	-	100	530	100
52400	PROGRAM COST-SECOND SATURDAY	1,931	2,000	2,000	2,000
52410	PROGRAM COST-PUMPKIN PATCH	1,979	2,000	1,871	2,000
52420	PROGRAM COST-DOWNTOWN HALLOWEEN	3,971	4,500	4,500	4,500
52440	PROGRAM COSTS-SM BUS SATURDAY	1,935	2,000	1,145	2,000
52430	PROGRAM COST-EASTER PROGRAM	5,938	4,000	3,516	4,000
52450	PROGRAM COST-STRUT DOWN BEATON	3,439	4,000	1,859	4,000
52462	PROGRAM COST-FOOD TRUCK FRIDAY	8,232	4,500	4,500	8,500
55100	MEDICAL & PSYCH SERVICES	-	300	300	300
55220	PROFESSIONAL SERVICES - OTHER	4,450	5,000	6,860	5,000
55280	CONTRACTED SERVICES	2,563	2,500	2,500	2,500
55260	CONTRACTED LABOR	28,140	2,000	2,000	2,000
56010	UTIL - ELECTRICAL	8,393	10,000	10,000	10,000
56260	UTIL - COMMUNICATIONS	1,492	1,000	1,000	1,000
	TOTAL SERVICES	*76,519*	*45,850*	*46,182*	*49,850*
MAINTENANCE					
54630	MAINT-COMP & SOFTWARE	-	-	-	-
55680	MAINT-BUILDINGS AND GROUNDS	4,533	5,500	5,500	5,500
	TOTAL MAINTENANCE	4,533	5,500	5,500	5,500
TOTAL 2001-2015 ADVERTISING/PROMOTION TOURISM		93,630	98,781	98,997	103,356

2010-9910 NON-DEPARTMENTAL

LINE ITEM DETAIL					
ACCOUNT NUMBER	ACCOUNT DESCRIPTION	ACTUAL 2023	AMENDED 2024	ESTIMATE 2024	PROPOSED 2025
SERVICES					
52330	PROPERTY INS (BLDG & CONTENTS)	3,306	2,937	2,937	2,937
50500	SOUVENIR COST OF GOODS	(2)	6,000	6,000	6,000
55220	PROFESSIONAL SERVICES	43,823	1,000	1,000	36,151
	TOTAL SERVICES	47,127	9,937	9,937	45,088
MAINTENANCE					
54630	MAINT-COMP & TELECOM EQPT	-	-	-	-
		-	-	-	-
SUNDRY					
50591	PRIN PMT-ELECT BILLBOARD I-45	44,088	44,088	44,088	6,937
50616	2016 - NON-CAP PURCHASE PRINCIPAL	-	-	-	-
50617	2017 - NON-CAP PURCHASE PRINCIPAL	-	-	-	-
50618	2018 - LEASE PURCHASE PRINCIPAL	-	-	-	-
50718	2018 - LEASE PURCHASE INTEREST	-	-	-	-
50771	INT PMT-ELECT BILLBOARD I-45	1,230	1,230	1,230	1,230
50716	2016 - NON-CAP PURCHASE INTEREST	-	-	-	-
50717	2017 - NON-CAP PURCHASE INTEREST	-	-	-	-
55040	AUDITING & FINANCIAL SERVICES	-	-	-	-
52405	INVENTORY COST ADJUSTMENT	39	-	-	-
	ACROSS THE BOARD 5% RAISE	-	-	-	-
	TOTAL SUNDRY	45,357	45,318	45,318	8,167
TOTAL 2001-9910 NON-DEPARTMENTAL		92,484	55,255	55,255	53,255

CITY OF CORSICANA

AIRPORT OPERATING FUND (2002)

CHANGES IN FUND BALANCE

	ACTUAL 2023	AMENDED 2024	ESTIMATE 2024	PROPOSED 2025
Estimated Balance 10/1	**$ 239,888**	**$ 201,074**	**$ 201,074**	**$ 174,889**
Revenue:				
Service Charges and Rents	162,728	220,000	220,000	220,000
Other Revenue	383,248	374,500	374,500	384,500
Grants and Contribution Revenue	39,033	50,000	50,000	90,000
Intergovernmental Revenue	-	-	-	-
Total Revenue	***$ 585,010***	***$ 644,500***	***$ 644,500***	***$ 694,500***
Disbursements:				
Airport	616,237	659,048	663,425	680,835
Non-Departmental	7,587	7,260	7,260	7,260
Total Disbursements	***$ 623,824***	***$ 666,308***	***$ 670,685***	***$ 688,095***
Revenue Less Disbursements	**$ (38,814)**	**$ (21,808)**	**$ (26,185)**	**$ 6,405**
Estimated Balance 9/30	**$ 201,074**	**$ 179,266**	**$ 174,889**	**$ 181,294**
Estimated Consolidated Cash	**$ 10,724**		**$ 273,586**	
	9/30/2023		***9/16/2024***	

The Airport Operating fund was established to account for the construction and operation of the airport. Revenue consists of hangar rentals, gas sales, and grants. There is no debt associated with this fund.

REVENUES

2002-AIRPORT OPERATING FUND

LINE ITEM DETAIL					
ACCOUNT NUMBER	ACCOUNT DESCRIPTION	ACTUAL 2023	AMENDED 2024	ESTIMATE 2024	PROPOSED 2025
SERVICE CHARGES & RENTS					
45700	TERMINAL/FUEL DISPENSING FACILITY RENT	-	-	-	-
45600	RENTAL	(465)	-	-	-
45710	HANGAR RENTS	163,193	220,000	220,000	220,000
	TOTAL SERVICE CHARGES & RENTS	162,728	220,000	220,000	220,000
OTHER REVENUE					
46170	INTEREST - LEASE	1,702	-	-	-
48555	MISC REIMB/RECOVERIES	38	-	-	-
49080	PROCEEDS FROM SALE/SALVAGE/AUCTION	-	500	500	500
45880	FUEL SALES REVENUE	368,101	360,000	360,000	370,000
49160	MOWING INCOME	-	6,500	6,500	6,500
45590	INSURANCE PROEEDS	151	-	-	-
46160	INTEREST INCOME - INVESTMENTS	6,330	6,000	6,000	6,000
49060	MISC REVENUE	6,927	1,500	1,500	1,500
	TOTAL OTHER REVENUE	383,248	374,500	374,500	384,500
GRANTS & CONTRIBUTION REVENUE					
49581	AIRPORT STIMULUS COVID	-	-	-	-
49710	GRANT REVENUE-OTHER	-	50,000	50,000	90,000
49725	AIRPORT RENOVATION - NCF	-	-	-	-
49715	GRANT - C.DAVID CAMPBELL FIELD	39,033	-	-	-
49720	GRANT- RAMP -M2118CORS	-	-	-	-
	TOTAL GRANTS & CONTRIBUTION REV	39,033	50,000	50,000	90,000
INTERGOVERNMENTAL REVENUE					
47100	TRANSFER FROM GENERAL FUND	-	-	-	-
	TOTAL INTERGOVERNMENTAL REVENUE	-	-	-	-
FUND 2002 TOTAL REVENUES		585,010	644,500	644,500	694,500

2002-2100 AIRPORT OPERATING

LINE ITEM DETAIL					
ACCOUNT NUMBER	ACCOUNT DESCRIPTION	ACTUAL 2023	AMENDED 2024	ESTIMATE 2024	PROPOSED 2025
PERSONNEL SERVICES					
51010	SALARIES-FULL TIME	91,856	86,375	90,457	91,640
51090	SALARIES-PART TIME	-	24,960	13,000	24,960
51230	SALARIES-OVERTIME	18,462	6,800	20,000	6,800
51250	LONGEVITY PAY	1,134	1,355	1,355	1,355
51270	WELL PAY	994	871	871	871
51550	CELL PHONE ALLOWANCE	-	188	188	188
51310	CERTIFICATION PAY	-	500	500	500
51610	EMPLR-SOC SEC & MEDICARE	8,066	9,260	9,249	9,594
51630	EMPLR-RETIREMENT CONTRIBUTIONS	16,394	18,981	17,549	20,628
51650	EMPLR-GROUP HEALTH/LIFE DENTAL	11,480	12,825	12,784	10,000
51750	EMPLR-WORKER'S COMP INSURANCE	3,267	1,883	2,997	1,899
	TOTAL PERSONNEL SERVICES	151,653	163,998	168,950	168,435
SUPPLIES					
52010	OFFICE SUPPLIES	250	1,000	1,000	1,000
52020	POSTAGE/SHIPPING EXPENSE	139	200	200	200
52030	CLEANING & JANITORIAL SUPPLIES	-	1,000	1,000	1,000
52041	MISC TOOLS & EQUIP < $500	-	2,000	2,000	2,000
52042	OFFICE FURN & EQUIP <$500	-	500	500	500
52045	NON CAP TOOLS & ACCESS	-	-	-	-
52050	NON CAP COPM MACH & EQUIP	-	-	-	-
53310	UNIFORM SUPPLIES	185	500	1,000	1,000
52095	NON CAP ACQ-OTHER	280	2,500	2,500	2,500
53340	COURTESY CAR FUEL EXPENSE	2,388	3,000	3,000	3,000
53430	AIRPORT FUEL PURCHASE	321,511	310,000	310,000	310,000
53750	AUTO PARTS AND SUPPLIES	-	1,500	1,500	1,500
53130	CHEMICAL SUPPLIES	170	1,000	2,500	2,500
53820	OTHER MATERIALS AND SUPPLIES	4,608	3,500	3,500	3,500
53858	MAINT SUPPLIES-BUILDINGS & GROUNDS	1,718	500	1,000	1,000
	TOTAL SUPPLIES	331,248	327,200	329,700	329,700
SERVICES					
52140	ADV & LEGAL NOTICES	358	-	75	-
52015	PRINTING SERVICES	-	200	200	200
52115	TRAVEL & EDUCATION	77	1,500	1,500	1,500
52165	PUBLIC & EMPLOYEE RELATIONS	682	1,000	1,500	1,000
52130	LICENSES & CERTIFICATES	254	800	800	800
55230	PERMITS - FEES	200	200	200	200
52210	BANKING SERVICES	10,973	2,500	5,500	5,500
53859	ALARM EQUIP & MONITORING	660	750	1,800	1,800
55220	PROFESSIONAL SERVICES	4,167	5,000	5,000	5,000
52230	JANITORIAL & LAUNDRY SERVICES	-	500	1,000	1,000
52270	AIRPORT MAINTENANCE/MANAGEMENT FEE	-	-	-	-
52275	EQUIPMENT RENTAL	1,236	1,000	1,000	1,000
52330	PROPERTY INSURANCE	1,008	2,100	3,000	3,000
53755	M&E PARTS & SUPPLIES	347	-	-	-
55100	MEDICAL & PHYCH SERVICES	136	-	-	-

2002-2100 AIRPORT OPERATING

ACCOUNT NUMBER	ACCOUNT DESCRIPTION	ACTUAL 2023	AMENDED 2024	ESTIMATE 2024	PROPOSED 2025
	LINE ITEM DETAIL				
55200	TESTING SERVICES	-	1,000	1,000	1,000
55270	TESTING/LAB SERVICES	-	-	-	-
55610	CONTRACT SERVICES - OTHER	-	-	-	-
55260	CONTRACT LABOR	26,630	20,000	25,000	25,000
56010	UTIL-ELECTRICAL	6,998	6,700	6,700	6,700
56260	UTIL-COMMUNICATIONS	1,065	2,000	2,000	2,000
56385	UTIL-WATER	1,614	2,000	1,000	2,000
56635	UTIL-GAS	3,324	2,500	2,500	2,500
	TOTAL SERVICES	59,727	49,750	59,775	60,200
MAINTENANCE					
54710	MAINT-MACH & EQUIPMENT	484	-	-	-
55680	MAINT-BUILDINGS & GROUNDS	68,664	50,000	50,000	50,000
54050	MAINT-STREETS, RDWYS & SIDEWALKS	-	50,000	12,500	50,000
55010	GEN SVCE-OTHER	62	100	1,000	1,000
54635	MAINT-COMP & TELECOM EQPT	-	2,500	-	2,500
54650	MAINT-MOTOR VEHICLES/HVY EQUIP	4,399	4,000	4,000	4,000
	TOTAL MAINTENANCE	73,608	106,600	67,500	107,500
CAPITAL					
58890	CAP EXP-MACHINERY & EQUIPMENT	-	11,500	37,500	15,000
	ACROSS THE BOARD 5% RAISE	-	-	-	-
	TOTAL CAPITAL	-	11,500	37,500	15,000
TOTAL 2002-2100 AIRPORT		616,237	659,048	663,425	680,835

2002-9910 NON-DEPARTMENTAL

LINE ITEM DETAIL					
ACCOUNT NUMBER	ACCOUNT DESCRIPTION	ACTUAL 2023	AMENDED 2024	ESTIMATE 2024	PROPOSED 2025
SUPPLIES					
51011	3% SAL & WG INCR	-	-	-	-
	TOTAL SUPPLIES	-	-	-	-
SERVICES					
52330	AIRPORT LIABILITY INSURANCE	5,343	4,730	4,730	4,730
55630	REAL & PERSONAL PROPERTY INS	2,244	2,530	2,530	2,530
55220	PROFESSIONAL SERVICES	-	-	-	-
	TOTAL SERVICES	7,587	7,260	7,260	7,260
MAINTENANCE					
54630	MAIN-COMP & TELECOM EQPT	-	-	-	-
	TOTAL MAINTENANCE	-	-	-	-
TOTAL 202-9910 NON-DEPARTMENTAL		7,587	7,260	7,260	7,260

CITY OF CORSICANA

CEMETERY FUND (2003)

CHANGES IN FUND BALANCE

	ACTUAL 2023	ADOPTED 2024	ESTIMATE 2024	PROPOSED 2025
Estimated Balance 10/1	**$ 196,265**	**$ 110,501**	**$ 110,501**	**$ 41,209**
Revenue:				
Licenses and Permits	2,730	3,500	3,500	3,500
Service Charges and Rents	470	900	900	900
Other Revenue	68,243	69,140	69,140	89,140
Intergovernment Revenue	105,000	200,000	200,000	250,000
Total Revenue	*$ 176,443*	*$ 273,540*	*$ 273,540*	*$ 343,540*
Disbursements:				
Street Maintenance	-	15,000	15,000	15,000
Cemetery Administration	26,811	43,241	39,682	54,122
Cemetery Maintenance	235,396	186,650	288,150	212,150
Total Disbursements	*$ 262,207*	*$ 244,891*	*$ 342,832*	*$ 281,272*
Revenue Less Disbursements	**$ (85,764)**	**$ 28,649**	**$ (69,292)**	**$ 62,268**
Fund Balance:				
Designated - Oakwood Street Mtc	$ 78,476	$ 90,476	$ 85,476	$ 92,476
Designated - Woodland Street Mtc	$ 95,806	$ 107,806	$ 97,806	$ 98,806
Designated - Perpetual Care Montgomery Hill Cemetery Addition	$ 6,000	$ 6,000	$ 6,000	$ 6,000
Undesignated	$ (69,781)	$ (65,132)	$ (230,491)	$ (304,067)
	$ 110,501	$ 139,150	$ (41,209)	$ (106,785)
Estimated Balance 9/30	**$ 110,501**	**$ 139,150**	**$ 41,209**	**$ 103,477**
Estimated Consolidated Cash	**$ 198,056**		**$ 407,848**	
	9/30/2023		***9/18/2024***	

This fund accounts for the maintenance and operation of city-owned cemeteries. This is funded by the sale of cemetery lots and transfers from the general fund.

REVENUES

2003-CEMETERY FUND

LINE ITEM DETAIL					
ACCOUNT NUMBER	ACCOUNT DESCRIPTION	ACTUAL 2023	AMENDED 2024	ESTIMATE 2024	PROPOSED 2025
LICENSES & PERMITS					
43190	CURB & MONUMENT PERMIT	2,730	3,500	3,500	3,500
	TOTAL LICENSES & PERMITS	2,730	3,500	3,500	3,500
SERVICE CHARGES & RENTS					
45810	CEMTRY SVC CHG-OAKWOOD	288	300	300	300
45820	CEMTRY SVC CHG-WOODLAWN	182	600	600	600
	TOTAL SERVICE CHARGES & RENTS	470	900	900	900
OTHER REVENUE					
46160	INTEREST INCOME-INVESTMENTS	6,147	140	140	140
48460	CONTRIBUTION REVENUE-OAKWOOD	-	-	-	-
48470	CONTRIBUTION REVENUE-WOODLAND	-	-	-	-
48555	REFUNDS & RECOVERIES	3,000	-	-	-
49070	RETURNED CHECK FEE	-	-	-	-
49300	INSURANCE PROCEEDS	-	-	-	-
49340	SALE-CEMETERY LOTS-OAKWOOD	10,000	15,000	15,000	40,000
49350	SALE-CEMETERY LOTS-WOODLAND	30,100	30,000	30,000	25,000
45900	INTERMENT FEES-OAKWOOD	10,460	12,000	12,000	12,000
45910	INTERMENT FEES-WOODLAND	8,536	12,000	12,000	12,000
	TOTAL OTHER REVENUE	68,243	69,140	69,140	89,140
INTERGOVERNMENTAL REVENUE					
47100	TRANS IN FR GENERAL	105,000	200,000	200,000	250,000
	TOTAL INTERGOVERNMENTAL REV	105,000	200,000	200,000	250,000
FUND 2003 TOTAL REVENUES		176,443	273,540	273,540	343,540

2003-2150 CEMETERY STREETS, ROADWAYS, & SIDEWALK MAINTENANCE

LINE ITEM DETAIL					
ACCOUNT NUMBER	ACCOUNT DESCRIPTION	ACTUAL 2023	AMENDED 2024	ESTIMATE 2024	PROPOSED 2025
MAINTENANCE					
54050	OAKWOOD CEMETERY	-	5,000	5,000	5,000
54060	WOODLAND CEMETERY	-	10,000	10,000	10,000
	TOTAL MAINTENANCE	-	15,000	15,000	15,000
SERVICES					
55010	GENERAL SERVICES-OTHER	-	-	-	-
		-	-	-	-
TOTAL 2003-2150 CEMETERY STREET MAINTENANCE		-	15,000	15,000	15,000

2003-2051 CEMETERY ADMINISTRATION

LINE ITEM DETAIL					
ACCOUNT NUMBER	ACCOUNT DESCRIPTION	ACTUAL 2023	AMENDED 2024	ESTIMATE 2024	PROPOSED 2025
PERSONNEL SERVICES					
51010	SALARIES-FULL TIME	18,508	28,000	25,607	39,104
51250	LONGEVITY PAY	-	186	186	-
51270	WELL PAY	-	503	503	-
51280	ADDTL COMP IN LIEU OF A RAISE	-	-	-	-
51610	EMPLR-SOC SEC & MEDICARE	1,149	2,195	1,909	3,049
51630	EMPLR-RETIREMENT CONTRIBUTIONS	2,699	4,499	4,161	6,509
51650	EMPLR-GROUP HEALTH/LIFE DENTAL	4,098	7,410	6,870	5,000
51750	EMPLR-WORKER'S COMP INSURANCE	18	48	46	60
	TOTAL PERSONNEL SERVICES	26,473	42,841	39,282	53,722
SERVICES					
55260	CONTRACT LABOR	-	-	-	-
55010	GENERAL SERVICES	338	400	400	400
	TOTAL SERVICES	338	400	400	400
TOTAL 0203-2051 CEMETERY ADMINISTRATION		26,811	43,241	39,682	54,122

2003-2052 CEMETERY MAINTENANCE

LINE ITEM DETAIL					
ACCOUNT NUMBER	ACCOUNT DESCRIPTION	ACTUAL 2023	AMENDED 2024	ESTIMATE 2024	PROPOSED 2025
SUPPLIES					
52010	OFFICE SUPPLIES	-	100	100	100
52020	POSTAGE	-	100	100	100
52030	CLEANING & JANITORIAL SUPPLIES	-	100	100	100
52045	NON-CAP ACQ-TOOLS & ACCESSORIES	-		-	-
52050	NON-CAP ACQ-OFF MACH & EQUIP	-		-	-
52065	NON-CAP ACQ-COMPUTER HRDWR/SFTWR	-		-	-
53130	CHEMICAL SUPPLIES	-	600	600	600
53310	UNIFORM SUPPLIES	-	-	-	-
53340	FUEL SUPPLIES EXP- CEMETERY	-	-	-	-
53520	SAFETY SUPPLIES-OTHER	-	-	-	-
53820	OTHER MATERIALS & SUPPLIES	573	500	500	500
	TOTAL SUPPLIES	573	1,400	1,400	1,400
SERVICES					
52015	PRINTING	-	100	100	100
52140	ADV & LEGAL NOTICES	352	150	150	150
52395	GENERAL SERVICES - OTHER	47,000	10,000	-	10,000
55010	GENERAL SERVICES	133,960	147,000	170,000	170,000
55610	CONTRACTED SERVICES	4,284	2,500	6,000	10,000
56010	UTIL-ELECTRICAL	405	500	500	500
	TOTAL SERVICES	186,001	160,250	176,750	190,750
MAINTENANCE					
54530	MAINT-OTHER STRUCTURES	-	5,000	-	5,000
54810	MAINT-MISC	11,925	5,000	5,000	-
55680	MAINT-BUILDINGS AND GROUNDS	36,896	15,000	105,000	15,000
	TOTAL MAINTENANCE	48,821	25,000	110,000	20,000
TOTAL 2003-2052 CEMETERY MAINTENANCE		235,396	186,650	288,150	212,150

CITY OF CORSICANA

FORFEITURES FUND (2004)

CHANGES IN FUND BALANCE

	ACTUAL 2023	AMENDED 2024	ESTIMATE 2024	PROPOSED 2025
Estimated Balance 10/1	**$ 42,149**	**$ 97,608**	**$ 97,608**	**$ 106,289**
Revenue:				
Fines and Forfeitures	59,120	30,000	30,000	30,000
Other Revenue	-	981	981	3,500
Total Revenue	*$ 59,120*	*$ 30,981*	*$ 30,981*	*$ 33,500*
Total Amount Available	**$ 101,269**	**$ 128,589**	**$ 128,589**	**$ 139,789**
Disbursements:				
Forfeitures	3,661	22,300	22,300	22,300
Total Disbursements	*$ 3,661*	*$ 22,300*	*$ 22,300*	*$ 22,300*
Estimated Balance 9/30	**$ 97,608**	**$ 106,289**	**$ 106,289**	**$ 117,489**
Estimated Consolidated Cash	**$ 15,929**		**$ 51,543**	
	9/30/2023		***9/16/2024***	

The Forfeitures Fund accounts for police funds that were seized and subsequently awarded to the city through court action.

REVENUE

2004-FORFEITURES FUND

LINE ITEM DETAIL					
ACCOUNT NUMBER	ACCOUNT DESCRIPTION	ACTUAL 2023	AMENDED 2024	ESTIMATE 2024	PROPOSED 2025
FINES & FORFEITURES					
49020	POLICE FORFEITURES & REC	59,120	30,000	30,000	30,000
	TOTAL FINES & FORFEITURES	59,120	30,000	30,000	30,000
OTHER REVENUE					
46085	INTEREST INCOME-BANK	-	975	975	-
46160	INTEREST INCOME-INVESTMENTS	-	6	6	3,500
49080	PROCEEDS FROM AUCTION/SALE	-	-	-	-
	TOTAL OTHER REVENUE	-	981	981	3,500
FUND 204 TOTAL REVENUES		59,120	30,981	30,981	33,500

EXPENDITURES

204-100 FORFEITURES FUND

LINE ITEM DETAIL					
ACCOUNT NUMBER	ACCOUNT DESCRIPTION	ACTUAL 2023	AMENDED 2024	ESTIMATE 2024	PROPOSED 2025
SUPPLIES					
52010	OFFICE SUPPLIES	-	-	-	-
51910	POLICE - SPECIAL OPER/TACTICAL	-	1,000	1,000	1,000
52035	MAT&SUPPLIES-PROTECTIVE CLOTHING	-	-	-	-
52050	NON-CAP ACQ-MACH & EQUIP	-	-	-	-
52041	MISC TOOLS & EQUPT	-	-	-	-
52046	NON-CAP ACQ-PD EQUIP & ACCESSORIES	3,456	-	-	-
52055	NON-CAP ACQ-FURNITURE & FIXTURES	-	-	-	-
52065	NON-CAP ACQ-COMP HDWR/SFTWR	494	-	-	-
52075	COMMUNICATIONS EQUIPMENT	-	-	-	-
52375	PD SPECIAL OP EXPENSES	-	-	-	-
52095	NON-CAP ACQ-OTHER	-	-	-	-
53700	INVESTIGATIVE SUPPLIES	-	-	-	-
	TOTAL SUPPLIES	3,950	1,000	1,000	1,000
SERVICES					
52115	TRAVEL & EDUCATION	-	6,000	6,000	6,000
53670	AMMO	-	15,000	15,000	15,000
53010	PHOTO & VIDEO SUPPLIES	1,249	-	-	-
55011	FEES TO DA / SALE OF PROP	-	-	-	-
55010	GENERAL SERVICES	(1,538)	300	300	300
55220	PROFESSIONAL SERVICES - OTHER	-	-	-	-
58910	CAP EXP - MACH & EQUIP	-	-	-	-
	TOTAL SERVICES	(289)	21,300	21,300	21,300
TOTAL 2004-2075 FORFEITURES		3,661	22,300	22,300	22,300

CITY OF CORSICANA

PARKS AND RECREATION
SPECIAL REVENUE FUND (2005)

CHANGES IN FUND BALANCE

	ACTUAL 2023	AMENDED 2024	ESTIMATE 2024	PROPOSED 2025
Estimated Balance 10/1	**$ 522,201**	**$ 304,606**	**$ 304,606**	**$ 335,034**
Revenue:				
Interest Revenue	-	18,000	18,000	18,000
Grants and Contribution Revenue	393,627	61,650	331,715	104,200
Intergovernmental Revenue	239,011	35,000	73,650	35,000
Total Revenue	*$ 632,638*	*$ 114,650*	*$ 423,365*	*$ 157,200*
Total Amount Available	**$ 1,154,839**	**$ 419,256**	**$ 727,971**	**$ 492,234**
Disbursements:				
003-Temple Bethel Donations	-	35,000	75,080	35,000
005-Gen. Park Imprv. Donations	62,220	-	-	-
004-Pioneer Village	157,135	-	6,904	-
016-Art in Public Places-Heritage Park	-	4,250	4,250	4,250
019-Corsicana Mural Donations	-	-	-	-
027-Maint-Buildings & Grounds	-	-	-	-
037-Fireworks Display	30,362	30,000	30,000	30,000
038-Hooked on Fishing Program		-	-	-
045-Freedom Field	2,118	1,050	1,050	1,050
059-Beaton St Market Place Improvements	-	9,500	9,500	9,500
070-GW Jackson Bronze	6,955	-	-	-
065-Brent Thompson Bronze	2,149	-	-	-
074-IOOF Playground Equipment	30,332	-	-	
076-Billy Jo Shaver Bronze	14,513	500	14,528	500
077-GW Jackson Legacy Park Construction	129,673	-	1,000	-
078-CISD Band Director	25,756	-	125	-
079-Bronze-Robert Robinson	-		-	
087-Bronze/Lillie Love McFerran	-		500	
083-Bronze/Brad Haynie	15,000	25,000	25,000	25,000
080-Nature Park Repairs	250,614	-	-	-
082-Lake Halbert Retaining Wall Repair	123,406	25,000	25,000	-
085-Arts Plaza	-	-	200,000	-
Total Disbursements	*$ 850,233*	*$ 130,300*	*$ 392,937*	*$ 105,300*
Estimated Balance 9/30	**$ 304,606**	**$ 288,956**	**$ 335,034**	**$ 386,934**
Estimated Consolidated Cash			**$ 680,374**	
			9/16/2024	

This special revenue fund was created to account for projects sponsored by the city. It is funded by donations and other contributions.

REVENUES

2005-SPECIAL REVENUE-PARKS/RECREATION FUND

LINE ITEM DETAIL

ACCOUNT NUMBER	ACCOUNT DESCRIPTION	ACTUAL 2023	AMENDED 2024	ESTIMATE 2024	PROPOSED 2025
OTHER REVENUE					
46160	INTEREST INCOME-INVESTMENTS	-	18,000	18,000	18,000
	TOTAL OTHER REVENUE	-	18,000	18,000	18,000
GRANTS & CONTRIBUTION REVENUE					
49310	INSURANCE PROCEEDS - NATURE PARK	75,514	-	-	-
48165	PIONEER VILLAGE DONATIONS	171,630	1,500	3,215	1,500
48166	PIONEER VILLAGE RECP BK DONATIONS	-	-	-	-
48160	TEMPLE BETH-EL DONATIONS	1,275	-	150	200
48170	GEN PARK IMPROVE/DONATIONS	62,394	150	15,000	15,000
48325	FIREWORKS DISPLAY	16,400	15,000	62,850	45,000
48360	FREEDOM FIELD PROGRAM	2,500	2,500	7,500	2,500
48455	DONATIONS-WESLEY GREEN BRONZE	-	-	-	-
48470	DONATIONS-GW JACKSON BRONZE	1,500	-	-	-
48415	COMMUNITY PARK JOGGING TRAIL	-	-	-	-
48474	IOOF PLAYGROUND EQUIPMENT	-	-	-	-
48476	DONATIONS-BRONZE-BILLY SHAVER	25,688	-	-	-
48477	GW JACKSON LEGACY PARK CONSTRUCTION	-	-	-	-
48478	DONATIONS-CISD BAND DIRECTOR	4,212	2,500	2,500	-
48481	LAKE HALBERT DONATIONS	-	-	-	-
48479	BRONZE-ROBERT ROBINSON	1,738	15,000	15,000	15,000
48483	BRAD HAYNIE BRONZE	30,725	25,000	25,000	25,000
48485	ARTS PLAZA	-	-	200,000	-
48487	BILLIE LOVE MCFERRAN BRONZE	-	-	500	-
	TOTAL GRANTS/CONTRIBUTIONS	393,626	61,650	331,715	104,200
INTERGOVERNMENTAL REVENUE					
47101	TRANSFER FROM GENERAL FUND-TEMPLE BETH-EL	35,000	35,000	35,000	35,000
48901	TRANS FR INSURANCE PROCEEDS	189,011	-	-	-
47100	TRANSFER FROM GEN FUND	15,000	-	38,650	-
49310	TRANS PROCEEDS-NATURE PK	75,514	-	-	-
	TOTAL INTERGOVERNMENTAL	314,525	35,000	73,650	35,000
FUND 2005 TOTAL REVENUES		708,151	114,650	423,365	157,200

DEPARTMENTAL EXPENDITURES

2005-SPECIAL REVENUE-PARKS/RECREATION FUND

LINE ITEM DETAIL

DEPT NUMBER	ACCOUNT DESCRIPTION	ACTUAL 2023	AMENDED 2024	ESTIMATE 2024	PROPOSED 2025
003	TEMPLE BETH-EL REPAIRS	-	35,000	75,080	35,000
004	PIONEER VILLAGE	157,135	-	-	-
005	GENERAL PARK IMPROVEMENTS	62,220	-	6,904	-
016	ART IN PUBLIC PLACES - HERITAGE PARK	-	4,250	4,250	4,250
037	FIREWORKS DISPLAY	30,362	30,000	30,000	30,000
038	HOOKED ON FISHING/TRS TO GEN PK IMP	-	-	-	-
045	FREEDOM FIELD PROGRAM	2,118	1,050	1,050	1,050
054	COMMUNITY PARK TRAIL	-	-	-	-
059	BEATON STREET POCKET PK IMPROVEMENTS	-	9,500	9,500	9,500
067	BRONZE-KENT ROGERS				
065	DONATIONS BRENT THOMPSON BRONZE	2,149	-	-	-
072	FULLERTON GARITTY TRAIL	-	-	-	-
070	DONATIONS-GW JACKSON BRONZE	6,955	-	-	-
077	GW JACKSON LEGACY PARK CONSTRUCTION	129,673	-	1,000	-
074	IOOF PARK	30,332	-	-	-
076	BRONZE-BILLY J SHAVER	14,513	500	14,528	500
078	DONATIONS-BRONZE-HERBERT HILL	25,756	-	125	-
079	DONATIONS-BRONZE-ROBERT ROBINSON	-	-	-	-
080	NATURE PARK REPAIRS	250,614	-	-	-
081	LAKE HALBERT PARK IMP	-	-	-	-
082	LAKE HALBERT RETAINING WALL REPAIR	123,406	25,000	25,000	-
085	ARTS PLAZA 5TH	-	-	200,000	-
083	BRAD HAYNIE BRONZE	15,000	25,000	25,000	25,000
087	BILLIE LOVE MCFERRAN BRONZE	-	-	500	-
910	TRANSFER TO FUND 206	-	-	-	-
FUND 2005 TOTAL EXPENDITURES		850,233	130,300	392,937	105,300

CITY OF CORSICANA

PARKS AND RECREATION
SPECIAL EVENTS FUND (2006)

CHANGES IN FUND BALANCE

	ACTUAL 2023	AMENDED 2024	ESTIMATE 2024	PROPOSED 2025
Estimated Balance 10/1	**$ 5,263**	**$ 3,603**	**$ 3,603**	**$ 3,603**
Revenue:				
Other Revenue	-	-	-	-
Grants & Contributions	325	-		-
Intergovernmental Revenue	3,850	3,850	3,850	3,850
Total Revenue	*$ 4,175*	*$ 3,850*	*$ 3,850*	*$ 3,850*
Total Amount Available	**$ 9,438**	**$ 7,453**	**$ 7,453**	**$ 7,453**
Disbursements:				
Special Events	5,835	3,850	3,850	3,850
Total Disbursements	*$ 5,835*	*$ 3,850*	*$ 3,850*	*$ 3,850*
Estimated Balance 9/30	**$ 3,603**	**$ 3,603**	**$ 3,603**	**$ 3,603**
Estimated Consolidated Cash	**$ 3,603**		**$ 7,453**	
	9/30/2022		***9/16/2024***	

This special fund was created to account for special events sponsored by the city. It is funded through donations and transfers from the Hotel/Motel fund.

REVENUES

2006-SPECIAL EVENTS-PARKS/RECREATION FUND

LINE ITEM DETAIL

ACCOUNT NUMBER	ACCOUNT DESCRIPTION	ACTUAL 2023	AMENDED 2024	ESTIMATE 2024	PROPOSED 2025
OTHER REVENUE					
46085	INTEREST INCOME-INVESTMENTS	-	-	-	-
	TOTAL OTHER REVENUE	-	-	-	-
GRANTS & CONTRIBUTION REVENUE					
48100	TRANSFER FROM FUND 201		-	-	-
48110	HALLOWEEN SPECIAL EVENTS		-	-	-
48115	DONATION DERRICK DAYS	325	-	-	-
	TOTAL GRANTS/CONTRIBUTION REV	325	-	-	-
INTERGOVERNMENTAL REVENUE					
47005	TRANS IN-HOTEL/SPEC HOLIDAY EVENTS	1,500	1,500	1,500	1,500
47006	TRANS IN-HOTEL/HALLOWEEN EVENTS	850	850	850	850
47007	TRANS IN-HOTEL/DERRICK DAYS	1,500	1,500	1,500	1,500
	TOTAL INTERGOVERNMENTAL REV	3,850	3,850	3,850	3,850
FUND 2006 TOTAL REVENUES		4,175	3,850	3,850	3,850

EXPENDITURES

2006-SPECIAL EVENTS-PARKS/RECREATION FUND

LINE ITEM DETAIL

ACCOUNT NUMBER	ACCOUNT DESCRIPTION	ACTUAL 2023	AMENDED 2024	ESTIMATE 2024	PROPOSED 2025
005	HOLIDAY SPECIAL EVENTS	38	1,500	1,500	1,500
006	HALLOWEEN EVENTS	1,757	850	1,000	850
007	DERRICK DAYS EVENTS	4,040	1,500	1,500	1,500
FUND 2006 TOTAL EXPENDITURES		5,836	3,850	4,000	3,850

CITY OF CORSICANA

LIBRARY
SPECIAL REVENUE FUND (2008)

CHANGES IN FUND BALANCE

		ACTUAL 2023	AMENDED 2024	ESTIMATE 2024	PROPOSED 2025
	Estimated Balance 10/1	**$ 29,857**	**$ 4,030**	**$ 4,030**	**$ 18,830**
	Revenue:				
	Other Revenue	-	-	-	-
	Grants and Contribution Revenue	12,730	18,500	18,500	18,500
	Total Revenue	*$ 12,730*	*$ 18,500*	*$ 18,500*	*$ 18,500*
	Total Amount Available	**$ 42,587**	**$ 22,530**	**$ 22,530**	**$ 37,330**
	Disbursements:				
100	Contributions and Donations	23,748	3,700	3,700	3,700
330	Special Grants		-	-	-
500	Library Renovations	-	-	-	-
600	Genealogy	1,604	1,480	1,480	1,680
800	Summer Reading Program	1,407	-	-	-
900	Grants	11,798	200	200	-
	Total Disbursements	*$ 38,557*	*$ 5,580*	*$ 3,700*	*$ 5,380*
	Estimated Balance 9/30	**$ 4,030**	**$ 16,950**	**$ 18,830**	**$ 31,950**
	Estimated Consolidated Cash	**$ 13,328**		**$ 25,302**	
		9/30/2022		***9/18/2024***	

The Library Special Revenue Fund was created to account for special projects sponsored by the city. It is funded through donations and small grants.

REVENUES

2008-SPECIAL REVENUE-LIBRARY FUND

LINE ITEM DETAIL					
ACCOUNT NUMBER	ACCOUNT DESCRIPTION	ACTUAL 2023	AMENDED 2024	ESTIMATE 2024	PROPOSED 2025
OTHER REVENUE					
46085	INTEREST INCOME-INVESTMENTS	-	-	-	-
	TOTAL OTHER REVENUE	-	-	-	-
GRANTS & CONTRIBUTION REVENUE					
48130	LIBRARY DONATIONS	7,514	7,000	7,000	7,000
48131	FRIENDS OF THE LIBRARY REV	-	-	-	-
48145	GENEALOGY DONATIONS	1,604	1,500	1,670	1,500
49001	GRANT REV TX BOOK FESTIVAL	2,500	-	-	-
49620	GRANT REV-OTHER	-	10,000	10,000	10,000
49790	DONATIONS-LIBRARY IMPROVEMENTS	-	-	-	-
49795	DONATIONS-SUMMER READING PROG	-	-	-	-
49735	TSLAC GRANT	-	-	-	-
	TOTAL GRANTS/CONTRIBUTION REV	11,618	18,500	18,670	18,500
FUND 208 TOTAL REVENUES		11,618	18,500	18,670	18,500

EXPENDITURES

208-SPECIAL REVENUE-LIBRARY FUND

LINE ITEM DETAIL					
ACCOUNT NUMBER	ACCOUNT DESCRIPTION	ACTUAL 2023	AMENDED 2024	ESTIMATE 2024	PROPOSED 2025
100-CONTRIBUTIONS AND DONATIONS					
52010	OFFICE SUPPLIES	-	-	-	-
52040	EDUC MATERIALS & SUPPLIES	-	-	950	-
52042	OFFICE FURN & EQUIP	11,798	-	-	-
52065	NON CAP-COMPUTERS	-	-	-	-
52085	NON CAP-FURN & FIXTURES	-	-	-	-
52165	PUBLIC & EMPLOYEE RELATIONS	8,871	3,500	5,900	3,500
53858	SUPPLIES-MTC-BLDGS & GRNDS	-	-	-	-
54570	MAINTENANCE-FURNITURE & FIXTURES	-	-	-	-
55010	GENERAL SERVICES - PERFORMERS	2,830	-	-	-
53640	DECORATION SUPPLIES	249	-	-	-
54710	MAINT-MACH & EQUIP	-	-	500	-
58020	LIBRARY BOOKS	-	-	-	-
58010	LIBRARY PERIODICALS	-	200	1,301	200
TOTAL 100 - CONTRIBUTIONS & DONATIONS		23,748	3,700	8,651	3,700
300-SPECIAL GRANTS					
58020	LIBRARY BOOKS	-	-	-	-
51610	EMPLR-SOC SEC & MEDICARE	-	-	-	-
51750	EMPLR-WORKER'S COMP INSURANCE	-	-	-	-
52065	NON CAP ACQ-COMP HDWR/SFTW	-	-	-	-
52085	NON CAP ACQ-FURNITURE	-	-	-	-
52165	PUBLIC & EMPLOYEE RELATIONS	30	-	-	-
54630	MAINT-COMPUTERS AND TELECOMM EQUIP	-	-	-	-
TOTAL 300 - SPECIAL GRANTS		30	-	-	-

EXPENDITURES

2008-SPECIAL REVENUE-LIBRARY FUND

LINE ITEM DETAIL					
ACCOUNT NUMBER	ACCOUNT DESCRIPTION	ACTUAL 2023	AMENDED 2024	ESTIMATE 2024	PROPOSED 2025
500-LIBRARY RENOVATIONS					
52140	ADV & LEGAL NOTICES	-	-	-	-
55680	MAINT-BUILDINGS	-	-	-	-
TOTAL 500 - LIBRARY RENOVATIONS		-	-	-	-
600-GENEALOGY IMPROVEMENTS					
52010	OFFICE SUPPLIES	-	-	-	-
55010	GENERAL SERVICES - OTHER	8,871	3,500	3,500	1,680
52135	DUES AND SUBSCRIPTIONS	-	-	-	-
58010	LIBRARY-PERIODICALS	-	-	-	-
58025	GENEALOGY IMPROVEMENTS	-	-	-	-
53640	SUPPLIES	249	-	-	-
TOTAL 600 - GENEALOGY IMPROVEMENTS		9,120	3,500	3,500	1,680
900-GRANTS AND DONATIONS					
52042	OFFICE FURNITURE & EQUIPMENT < $500	11,798	-	-	-
52065	NON-CAP ACQ-COMPUTER HRDWR & SFTWR	-	-	-	-
52085	NON-CAP ACQ-FURNITURE & FIXTURES	-	-	-	-
53820	OTHER MATERIALS & SUPPLIES	-	-	-	-
53858	SUPPLIES-MAINT BUILDINGS & GROUNDS	-	-	-	-
55610	CONTRACTED SERVICES-OTHER	-	-	-	-
55680	MAINT-BUILDINGS & GROUNDS	-	-	-	-
58010	LIBRARY PERIODICALS	-	200	200	-
53820	OTHER MATERIALS AND SUPPLIES	-	-	-	-
TOTAL 900 - GRANTS		11,798	200	200	-
800-SUMMER READING PROGRAM					
52010	OFFICE SUPPLIES	-	-	-	-
52015	PRINTING	-			
52040	EDUCATIONAL MATERIALS & SUPPLIES	-			
52140	ADVERTISING & LEGAL NOTICES	-	-	-	-
55010	GENERAL SERVICES - PERFORMERS	2,830	-	-	-
TOTAL 800 - SUMMER READING PROGRAM		2,830	-	-	-
FUND 2008 TOTAL EXPENDITURES		23,748	3,700	3,700	5,380

CITY OF CORSICANA

CORSICANA/NAVARRO COUNTY
ECONOMIC DEVELOPMENT FUND (2012)

CHANGES IN FUND BALANCE

	ACTUAL 2023	ADOPTED 2024	ESTIMATE 2024	PROPOSED 2025
Estimated Balance 10/1	**$ (217,428)**	**$ (217,266)**	**$ (217,266)**	**$ (53,783)**
Revenue:				
Other Revenue	9,537	7,500	7,500	7,500
Grants & Contributions	-	-	-	-
Service Charges & Rents	381,032	377,300	377,300	241,389
Transfers In From:				
General Fund	-	-	-	-
Econ. Dev.-Reserve	795	-	-	-
Total Revenue	*$ 391,364*	*$ 384,800*	*$ 384,800*	*$ 248,889*
Disbursements:				
Economic Development	196,443	227,140	221,317	242,778
Non-Departmental	194,759	-	-	-
Total Disbursements	*$ 391,202*	*$ 227,140*	*$ 221,317*	*$ 242,778*
Revenue Less Disbursements	**$ 162**	**$ 157,660**	**$ 163,483**	**$ 6,111**
Estimated Balance 9/30	**$ (217,266)**	**$ (59,606)**	**$ (53,783)**	**$ (47,672)**
Estimated Consolidated Cash	**$ 56,120**		**$ 149,778**	
	9/30/2023		***9/18/2024***	

This fund supports an employee for economic development through interactions with the business community within the City of Corsicana and Navarro County. The county reimburses the city for half of the director's salary. All other funding is by transfer from the general fund.

2012-2400 ECONOMIC DEVELOPMENT

LINE ITEM DETAIL					
ACCOUNT NUMBER	ACCOUNT DESCRIPTION	ACTUAL 2023	AMENDED 2024	ESTIMATE 2024	PROPOSED 2025
PERSONNEL SERVICES					
51010	SALARIES-FULL TIME	113,450	111,467	119,162	131,040
51250	LONGEVITY PAY	360	432	432	432
51270	WELL PAY	818	775	775	775
51280	ADDTL COMP IN LIEU OF A RAISE	-	-	-	-
51530	AUTO ALLOWANCE	4,200	4,200	4,200	4,200
51550	CELL PHONE ALLOWANCE	1,500	1,500	1,500	1,500
51610	EMPLR-SOC SEC & MEDICARE	9,206	7,937	9,650	10,553
51630	EMPLR-RETIREMENT CONTRIBUTIONS	17,533	18,561	19,836	22,132
51650	EMPLR-GROUP HEALTH/LIFE DENTAL	10,245	11,400	11,385	12,000
51750	EMPLR-WORKER'S COMP INSURANCE	120	118	122	132
51770	UNEMPLOYMENT INS REIMB	-	-	-	-
	TOTAL PERSONNEL SERVICES	157,432	156,390	167,062	182,764
SUPPLIES					
52010	OFFICE SUPPLIES	36	1,000	500	1,000
52020	POSTAGE/SHIPPING	377	200	200	200
52065	NON-CAP ACQ-COMPUTERS	-	2,500	1,000	2,500
53820	OTHER MATERIALS & SUPPLIES	-	-	-	-
	TOTAL SUPPLIES	413	3,700	1,700	3,700
SERVICES					
52015	PRINTING	-	1,500	1,000	1,500
52115	TRAVEL & EDUCATION	2,244	4,000	4,000	4,000
52135	DUES, SUBSCRTNS & PUBLCTNS	-	4,000	11,005	4,000
52130	CERTIFICATES,LICENSES,TITLES	-	2,250	2,250	2,250
52140	ADVERTISING & LEGAL NOTICES	-	2,000	2,000	2,000
52160	PROMOTIONAL ADV & MATERIALS	10,500	17,000	10,000	10,000
52165	PUBLIC & EMPLOYEE RELATIONS	769	1,000	1,000	1,000
52590	MISC - OTHER	-	-	-	-
55010	GENERAL SERVICES	-	150	150	150
55030	WEBSITE/INTERNET ACCESS	-	5,000	5,000	2,000
55100	MEDICAL & PSYCH SERVICES	-	-	-	-
55110	CIVIL SERVICES-ENG, ARCH, & SURVEY	5,930	500	500	500
55220	PROFESSIONAL SERVICES	15,701	9,000	5,000	9,000
55360	CONTRACTED SERVICES - ECONOMIC DEV	-	-	-	-
55610	CONTRACTED SERVICES -OTHER	1,951	20,000	10,000	19,264
56260	UTIL- COMMUNICATIONS	97	250	250	250
	TOTAL SERVICES	37,192	66,650	52,155	55,914
MAINTENANCE					
54630	MAINT- COMPUTER & TELECOM EQPT	-	400	400	400
	TOTAL MAINTENANCE	-	400	400	400
CAPITAL					
52085	CAPITAL	1,406	-	-	-
50717	2017 LEASE PURCHASE INTEREST	-	-	-	-
	TOTAL CAPITAL	1,406	-	-	-
TOTAL 2012-2400 ECONOMIC DEVELOPMENT		196,443	227,140	221,317	242,778

2012-9910 NON-DEPARTMENTAL

LINE ITEM DETAIL					
ACCOUNT NUMBER	ACCOUNT DESCRIPTION	ACTUAL 2023	AMENDED 2024	ESTIMATE 2024	PROPOSED 2025
SERVICES					
55220	PROFESSIONAL SERVICES	-	-	-	-
56020	UTIL- WATER	-	-	-	-
56010	UTIL- ELECTRICITY	-	-	-	-
55610	CONTRACTED SERVICES - OTHER	-	-	-	-
	TOTAL SERVICES	-	-	-	-
MAINTENANCE					
54010	MAINT-NGIT/BLDGS & GROUNDS				
55680	MAINT-BUILDINGS & GROUNDS				
	TOTAL MAINTENANCE	0	0	0	0
SUNDRY					
50025	BAUER FARMS LAND PURCHASE PRINCIPAL	-	-	-	-
50040	BAUER FARMS LAND PURCHASE INTEREST	-	-	-	-
50370	NOTE/PRINC-NGIT BLDG-CAP	-	-	-	-
50385	NOTES PAYABLE	-	-	-	-
50415	PRINCIPAL PAYMENT LOC CNB	-	-	-	-
50617	2017 - NON-CAP PURCHASE PRINCIPAL	-	-	-	-
50717	2017 - NON-CAP PURCHASE INTEREST	-	-	-	-
52215	GENERAL INTEREST EXPENSE	-	-	-	-
52455	AGREEMENT-ECON DEV	-	-	-	-
52565	BAD DEBT	-	-	-	-
59295	TRANS TO 380 AGREEMENT RETAINED FUNDS	194,759	-	-	-
	TOTAL SUNDRY	194,759	-	-	-
CAPITAL EXPENDITURES					
	ACROSS THE BOARD 5% RAISE	-	-	-	
58805	CAP EXP-NGIT/FURN & FIXTURES	-	-	-	-
	TOTAL CAPITAL EXPENDITURES	-	-	-	-
TOTAL 2012-9910 NON-DEPARTMENTAL		194,759	-	-	-

CITY OF CORSICANA

POLICE
SPECIAL REVENUE FUND (2014)

CHANGES IN FUND BALANCE

		ACTUAL 2023	AMENDED 2024	ESTIMATE 2024	PROPOSED 2025
Estimated Balance 10/1		**$ 5,031**	**$ 5,396**	**$ 5,396**	**$ 7,725**
Revenue:					
Interest Income		-	-	-	-
Police Donations - 100		16,164	700	10,180	700
Refund-Eventide Recorder Upgrade		-	-	-	-
Insurance Proceeds		-	-	-	-
Grant Software		-	-		
100 Club Donations - 115		6,400	7,500	7,500	7,500
Night Vision		-	200	200	200
Total Revenue		*$ 22,564*	*$ 8,400*	*$ 17,880*	*$ 8,400*
Total Amount Available		**$ 27,595**	**$ 13,796**	**$ 23,276**	**$ 16,125**
Disbursements:					
100	Police Donations	22,199	-	8,051	
104	Police Explorers	-	-	-	-
145	Software	-	-	-	-
135	Body Cameras	-	-	-	-
110	Police Department - Other	-	-	-	-
115	100 Club Donations	-	7,500	7,500	7,500
125	Body Camera Donations	-	-	-	-
151	Night Vision	-	-	-	-
150	PSAP Eventide Recorder Upgrade	-	-	-	-
	Animal Shelter-transferred to Fund 294	-		-	
	Total Disbursements	*22,199*	*7,500*	*15,551*	*7,500*
Estimated Balance 9/30		**5,396**	**6,296**	**7,725**	**8,625**
Estimated Consolidated Cash		**$ 5,395**		**$ 23,305**	
		9/30/2022		***9/16/2024***	

This fund accounts for various projects supported by the police department. It is funded through donations.

CITY OF CORSICANA

SUMMER RECREATION PROGRAM FUND (2016)

CHANGES IN FUND BALANCE

	ACTUAL 2023	AMENDED 2024	ESTIMATE 2024	PROPOSED 2025
Estimated Balance 10/1	**$ 7,546**	**$ 6,453**	**$ 6,453**	**$ 453**
Revenue:				
Concession Revenue - Special Events	-	-	-	-
Interest Earnings	-	-	-	-
Intergovernmental Revenue	5,000	5,000	8,000	10,000
Total Revenue	*$ 5,000*	*$ 5,000*	*$ 8,000*	*$ 10,000*
Total Amount Available	**$ 12,546**	**$ 11,453**	**$ 14,453**	**$ 10,453**
Disbursements:				
Other Summer Programs	6,093	4,900	14,000	10,000
Non-Departmental				
Total Disbursements	*$ 6,093*	*$ 4,900*	*$ 14,000*	*$ 10,000*
Estimated Balance 9/30	**$ 6,453**	**$ 6,553**	**$ 453**	**$ 453**
Estimated Consolidated Cash	**$ 6,453**		**$ 11,453**	
	9/30/2022		***9/16/2024***	

This fund supports various summer programs such as tennis, bowling, kayaking at the pool, and waterslides and is funded by a transfer from the general fund.

COMMUNITY SUPPORT SERVICES
SPECIAL REVENUE FUND (2017)

CHANGES IN FUND BALANCE

		ACTUAL 2023	AMENDED 2024	ESTIMATE 2024	PROPOSED 2025
	Estimated Balance 10/1	**$ 8,999**	**$ 8,999**	**$ 8,999**	**$ 6,499**
	Revenues:				
46085	Interest Earnings	-	-	-	-
49061	Hogg Grant - Census	-	-	-	-
49062	Community Foundation Grant - Census	-	-	-	-
48055	Donations	-	-	-	-
	Total Revenue	*$ -*	*$ -*	*$ -*	*$ -*
	Total Amount Available	**$ 8,999**	**$ 8,999**	**$ 8,999**	**$ 6,499**
	Disbursements:				
100	Community Assistance	-	-	-	-
200	Benevolent Services	-	2,500	2,500	2,500
212	Census Expenditures	-	-	-	-
	Total Disbursements	*$ -*	*$ 2,500*	*$ 2,500*	*$ 2,500*
	Estimated Balance 9/30	**$ 8,999**	**$ 6,499**	**$ 6,499**	**$ 3,999**
Estimated Consolidated Cash		**$ 8,999**		**$ 8,999**	
		9/30/2022		***9/16/2024***	

This special revenue fund was created to account for Community Support Services projects sponsored by the city. Included are benevolent services, census projects and cemetery projects. It is funded by donations.and grants.

CITY OF CORSICANA

FIRE
SPECIAL REVENUE FUND (2021)

CHANGES IN FUND BALANCE

		ACTUAL 2023	AMENDED 2024	ESTIMATE 2024	PROPOSED 2025
	Estimated Balance 10/1	**$ 6,616**	**$ 50,478**	**$ 50,478**	**$ 313**
	Revenue:				
48045	Community Health Support	9,300	-	8,442	-
48040	Miscellaneous Donations	47,601	2,000	2,500	2,000
48041	Grant Confined Spaces	-	-	-	-
49690	LEOSE Grant Funds	564	800	2,216	800
	Total Revenue	*$ 57,465*	*$ 2,800*	*$ 13,158*	*$ 2,800*
	Total Amount Available	**$ 64,081**	**$ 53,278**	**$ 63,636**	**$ 3,113**
	Total Amount Available				
	Disbursements:				
1	Miscellaneous Donations	-	1,000	62,523	1,000
2	LEOSE Funds	1,052	800	800	800
4	TIFMAS Grant Assistance Program	-	-	-	-
5	Community Health Support	12,551	-	-	-
	Total Disbursements	*$ 13,603*	*$ 1,800*	*$ 63,323*	*$ 1,800*
	Estimated Balance 9/30	**$ 50,478**	**$ 51,478**	**$ 313**	**$ 1,313**
	Estimated Consolidated Cash	**$ 10,469**		**$ 77,360**	
		9/30/2022		***9/16/2024***	

This special revenue fund for the fire department was created to account for special projects and LEOSE funds from the state. Special projects are funded through donations, and LEOSE expenditures are funded by the state for a specific purpose.

CITY OF CORSICANA

PALACE THEATRE FUND (2022)

CHANGES IN FUND BALANCE

	ACTUAL 2023	AMENDED 2024	ESTIMATE 2024	PROPOSED 2025
Estimated Balance 10/1	**$ (1,145)**	**$ (10,982)**	**$ (10,982)**	**$ (10,982)**
Revenue:				
Interest Earnings	-	-	-	-
Palace Theatre Contribution	6,000	6,000	6,000	6,000
Grants and Contribution Revenue	-	10,000	10,000	10,000
Transfer from General Fund		-	-	-
Total Revenue	*$ 6,000*	*$ 16,000*	*$ 16,000*	*$ 16,000*
Total Amount Available	**$ 4,855**	**$ 5,018**	**$ 5,018**	**$ 5,018**
Disbursements:				
Palace Theatre	15,837	16,000	16,000	16,000
Total Disbursements	*$ 15,837*	*$ 16,000*	*$ 16,000*	*$ 16,000*
Estimated Balance 9/30	**$ (10,982)**	**$ (10,982)**	**$ (10,982)**	**$ (10,982)**
Estimated Consolidated Cash	**$ 0**		**$ (1,418)**	
	9/30/2022		***9/16/2024***	

This fund accounts for and tracks the payment of electric service for the downtown Palace Theatre. The city makes a budget approved donation to the account and the balance is reimbursed to the city by the theater.

CITY OF CORSICANA

POLICE LEOSE FUND (2025)

CHANGES IN FUND BALANCE

	ACTUAL 2023	AMENDED 2024	ESTIMATE 2024	PROPOSED 2025
Estimated Balance 10/1	**$ 3,128**	**$ 1,761**	**$ 1,761**	**$ 2,761**
Revenue:				
Interest Earnings	-	-	-	-
Grants and Contribution Revenue	2,479	3,000	4,000	3,000
Total Revenue	*$ 2,479*	*$ 3,000*	*$ 4,000*	*$ 3,000*
Total Amount Available	**$ 5,607**	**$ 4,761**	**$ 5,761**	**$ 5,761**
Disbursements:				
Police LEOSE	3,846	3,000	3,000	3,000
Total Disbursements	*$ 3,846*	*$ 3,000*	*$ 3,000*	*$ 3,000*
Estimated Balance 9/30	**$ 1,761**	**$ 1,761**	**$ 2,761**	**$ 2,761**
Estimated Consolidated Cash	**$ 1,742**		**$ 8,881**	
	9/30/2022		***9/16/2024***	

The Police LEOSE Fund accounts for expenditures that are funded by the state for Certified Law Enforcement Officer Education.

CITY OF CORSICANA

SR. ACTIVITY CENTER
MAINTENANCE FUND (2029)

CHANGES IN FUND BALANCE

	ACTUAL 2023	AMENDED 2024	ESTIMATE 2024	PROPOSED 2025
Estimated Balance 10/1	**$ 15,792**	**$ 9,103**	**$ 9,103**	**$ 2,204**
Revenue:				
Interest Earnings	-	-	101	-
Total Revenue	*$ -*	*$ -*	*$ 101*	*$ -*
Total Amount Available	**$ 15,792**	**$ 9,103**	**$ 9,204**	**$ 2,204**
Disbursements:				
Activity Center Maintenance	6,689	7,000	7,000	2,204
Total Disbursements	*$ 6,689*	*$ 7,000*	*$ 7,000*	*$ 2,204*
Estimated Balance 9/30	**$ 9,103**	**$ 2,103**	**$ 2,204**	**$ 0**
Estimated Consolidated Cash	**$ 3,654**		**$ 3,654**	
	9/30/2022		***9/16/2024***	

This fund accounts for the maintenance and capital purchases for the Sr. Activity Center. It was originally funded by a grant.

CITY OF CORSICANA

T. I. F. Number 1
INFRASTRUCTURE FUND (2030)

CHANGES IN FUND BALANCE

	ACTUAL 2023	AMENDED 2024	ESTIMATE 2024	PROPOSED 2025
Estimated Balance 10/1	**$ 740,657**	**$ 773,325**	**$ 773,325**	**$ (0)**
Revenue:				
Taxes	48,224	-	-	-
Interest Income (Expense)	32,668	-	31,000	-
Transfer from 243			77,477	
Total Revenue	*$ 80,892*	*$ -*	*$ 108,477*	*$ -*
Total Amount Available	**$ 821,549**	**$ 773,325**	**$ 881,802**	**$ (0)**
Disbursements:				
T.I.F.	-	-	-	-
Corsicana Crossing Repairs	48,224	750,000	881,802	-
Non-Departmental	-	-	-	-
Total Disbursements	*$ 48,224*	*$ 750,000*	*$ 881,802*	*$ -*
Estimated Balance 9/30	**$ 773,325**	**$ 23,325**	**$ (0)**	**$ (0)**
Cash Balance	**$ 21,016**		**$ 882,025**	
	9/30/2022		***9/16/2024***	

This is a Tax Infrastructure Funding district funded by tax dollars from the City of Corsicana, Navarro County, and Navarro College.

CITY OF CORSICANA

MUNICIPAL COURT
TECHNOLOGY FEES FUND (2031)

CHANGES IN FUND BALANCE

	ACTUAL 2023	AMENDED 2024	ESTIMATE 2024	PROPOSED 2025
Estimated Balance 10/1	**$ 33,474**	**$ 27,744**	**$ 27,744**	**$ 16,249**
Revenue:				
Interest Earnings	-	5	5	5
Fines and Forfeitures	6,757	7,500	7,500	7,500
Total Revenue	*$ 6,757*	*$ 7,505*	*$ 7,505*	*$ 7,505*
Total Amount Available	**$ 40,231**	**$ 35,249**	**$ 35,249**	**$ 23,754**
Disbursements:				
Court Technology	12,487	19,000	19,000	19,000
Total Disbursements	*$ 12,487*	*$ 19,000*	*$ 19,000*	*$ 19,000*
Estimated Balance 9/30	**$ 27,744**	**$ 16,249**	**$ 16,249**	**$ 4,754**
Estimated Consolidated Cash	**$ 27,744**		**$ 28,876**	
	9/30/2022		***9/16/2024***	

This fund accounts for the collection of a municipal court technology fee. The funds may be used only to finance the purchase of technological enhancements for the municipal court including: computer systems; computer networks; computer hardware; computer software; imaging systems; electronic kiosks; electronic ticket writers; and docket management systems.

CITY OF CORSICANA

MUNICIPAL COURT
BUILDING SECURITY FEES FUND (2032)

CHANGES IN FUND BALANCE

	ACTUAL 2023	AMENDED 2024	ESTIMATE 2024	PROPOSED 2025
Estimated Balance 10/1	**$ 79,225**	**$ 89,663**	**$ 89,663**	**$ 86,863**
Revenue:				
Fines and Forfeitures	8,127	9,200	9,200	9,200
Interest Income	2,311	1,500	1,500	1,500
Total Revenue	*$ 10,438*	*$ 10,700*	*$ 10,700*	*$ 10,700*
Total Amount Available	**$ 89,663**	**$ 100,363**	**$ 100,363**	**$ 97,563**
Disbursements:				
Court Security	10,438	13,500	13,500	13,500
Maint Buildings & Grounds	-	-	-	-
Total Disbursements	*$ -*	*$ 13,500*	*$ 13,500*	*$ 13,500*
Estimated Balance 9/30	**$ 89,663**	**$ 86,863**	**$ 86,863**	**$ 84,063**
Estimated Consolidated Cash	**$ 89,664**		**$ 93,416**	
	9/30/2022		***9/16/2024***	

This fund accounts for the collection of a municipal court building security fee. The funds may be used only to provide security services for buildings housing the municipal court, including: Purchase or repair or X-ray machines and conveying systems; Handheld metal detectors; Walkthrough metal detectors; Identification cards and systems; Electronic locking and surveillance equipment; Baliffs, deputy sheriffs, deputy constables, or contract security personnel during times when they are providing appropriate security services; Signage; Confiscated weapon inventory and tracking systems; Locks, chains, alarms, or similar security devices; Purchase or repair of bullet-proof glass; and Continuing education on security issues for court personnel and security personnel.

CITY OF CORSICANA

CORSICANA CROSSING MAINTENANCE FUND (2043)

CHANGES IN FUND BALANCE

	ACTUAL 2023	AMENDED 2024	ESTIMATE 2024	PROPOSED 2025
Estimated Balance 10/1	**$ 74,669**	**$ 75,026**	**$ 75,026**	**$ 0**
Revenue:				
Interest Income	357	-	-	-
Total Revenue	*$ 357*	*$ -*	*$ -*	*$ -*
Total Amount Available	**$ 75,026**	**$ 75,026**	**$ 75,026**	**$ 0**
Disbursements:				
Maintenance-Road/Bridge	-	-	75,026	-
Total Disbursements	*$ -*	*$ -*	*$ 75,026*	*$ -*
Estimated Balance 9/30	**$ 75,026**	**$ 75,026**	**$ 0**	**$ 0**
Estimated Consolidated Cash	**$ 14,669**		**$ -**	
	9/30/2022		***9/16/2024***	

This fund was created to account for funds received for Corsicana Crossing projects.

CITY OF CORSICANA

COURT FINES/RULES OF THE ROAD FUND (2044)

CHANGES IN FUND BALANCE

	ACTUAL 2023	AMENDED 2024	ESTIMATE 2024	PROPOSED 2025
Estimated Balance 10/1	**$ 14,883**	**$ 56,062**	**$ 56,062**	**$ 59,686**
Revenue:				
Fines & Forfeitures	52,786	63,000	63,000	63,000
Interest Earnings	-	50	50	50
Transfer from General Fund (Ins Proc)	-	-	-	-
Total Revenue	*$ 52,786*	*$ 63,050*	*$ 63,050*	*$ 63,050*
Total Amount Available	**$ 67,669**	**$ 119,112**	**$ 119,112**	**$ 122,736**
Disbursements:				
Police Cars (One Fully Outfitted)	11,607	59,426	59,426	92,400
Trs to Street Mtc/Reconst Fund	-	-	-	-
Total Disbursements	*$ 11,607*	*$ 59,426*	*$ 59,426*	*$ 92,400*
Estimated Balance 9/30	**$ 56,062**	**$ 59,686**	**$ 59,686**	**$ 30,336**
Estimated Consolidated Cash	**$ 56,062**		**$ 66,472**	
	9/30/2022		***9/16/2024***	

This fund accounts for the collection of a municipal court rules of the road fee. The funds may be used only to finance the: Construction and maintenance of roads, bridges, and culverts; Enforcement of laws regulating the use of highways by motor vehicles; and defray the expense of traffic officers. TMCEC states enforcement of laws would include radar, police vehicles, and personnel enforcing traffic laws.

CITY OF CORSICANA

COURT FINES/JUDICIAL EFFICIENCY FUND (2046)

CHANGES IN FUND BALANCE

	ACTUAL 2023	AMENDED 2024	ESTIMATE 2024	PROPOSED 2025
Estimated Balance 10/1	**$ 56,763**	**$ 60,209**	**$ 60,209**	**$ 65,015**
Revenue:				
Fines & Forfeitures	5,585	6,300	6,300	6,300
Interest Earnings	-	6	6	6
Total Revenue	*$ 5,585*	*$ 6,306*	*$ 6,306*	*$ 6,306*
Total Amount Available	**$ 62,348**	**$ 66,515**	**$ 66,515**	**$ 71,321**
Disbursements:				
Judicial Efficiency	2,139	1,500	1,500	1,500
Total Disbursements	*$ 2,139*	*$ 1,500*	*$ 1,500*	*$ 1,500*
Estimated Balance 9/30	**$ 60,209**	**$ 65,015**	**$ 65,015**	**$ 69,821**
Estimated Consolidated Cash	**$ 60,209**		**$ 61,521**	
	9/30/2022		***9/16/2024***	

This fund accounts for the collection of a municipal court judicial effieciency fee. The funds are used to promote the efficient operation of the municipal court and the investigation, prosecution, and enforcement of offenses that are within the jurisdiction of the municipal court. (added by the 79th Legislature, 2nd Called Session, in House Bill 11 and applies to conviction of offenses committed on or after December 1, 2005).

CITY OF CORSICANA

COURT FINES/CHILD SAFETY FUND (2047)

CHANGES IN FUND BALANCE

	ACTUAL 2023	AMENDED 2024	ESTIMATE 2024	PROPOSED 2025
Estimated Balance 10/1	**$ 274**	**$ 753**	**$ 753**	**$ 1,253**
Revenue:				
Fines & Forfeitures	479	500	500	500
Transfer from 100	-	-	2,500	2,500
Interest Earnings	-	-	-	-
Total Revenue	*$ 479*	*$ 500*	*$ 3,000*	*$ 3,000*
Total Amount Available	**$ 753**	**$ 1,253**	**$ 3,753**	**$ 4,253**
Disbursements:				
Contr./Children's Advocacy Ctr.	-	-	2,500	2,500
Total Disbursements	*$ -*	*$ -*	*$ 2,500*	*$ 2,500*
Estimated Balance 9/30	**$ 753**	**$ 1,253**	**$ 1,253**	**$ 1,753**
Estimated Consolidated Cash	**$ 753**		**$ 803**	
	9/30/2022		***9/16/2024***	

This fund accounts for the collection of a municipal court child safety fee. The funds may be used to finance: A school crossing guard program; Programs designed to enhance child safety, health, or nutrition, including child abuse prevention and intervention and drug and alcohol abuse prevention.

CITY OF CORSICANA

ATHLETIC COMPLEX CONSTRUCTION FUND (2062)

CHANGES IN FUND BALANCE

	ACTUAL 2023	AMENDED 2024	ESTIMATE 2024	PROPOSED 2025
Estimated Balance 10/1	**$ 68,537**	**$ 68,834**	**$ 68,834**	**$ 68,849**
Revenue:				
Transfer from Fund 342		-	-	-
Lease Purchase Revenue		-	-	-
Interest Earnings	297	15	15	15
Total Revenue	*$ 297*	*$ 15*	*$ 15*	*$ 15*
Total Amount Available	**$ 68,834**	**$ 68,849**	**$ 68,849**	**$ 68,864**
Disbursements:				
Athletic Complex Construction	-	-	-	-
Total Disbursements	*$ -*	*$ -*	*$ -*	*$ -*
Estimated Balance 9/30	**$ 68,834**	**$ 68,849**	**$ 68,849**	**$ 68,864**
Estimated Consolidated Cash	**$ 18,537**		**$ 71,367**	
	9/30/2022		***9/16/2024***	

This fund accounts for the donations to the Athletic Complex that are to be spent to construct a Pavilion and other improvements at the Complex.

CITY OF CORSICANA

COURT - LOCAL TRUANCY PREVENTION/DIVERSION FUND (2087)

CHANGES IN FUND BALANCE

	ACTUAL 2023	AMENDED 2024	ESTIMATE 2024	PROPOSED 2025
Estimated Balance 10/1	**$ 13,738**	**$ 21,788**	**$ 21,788**	**$ 23,288**
Revenue:				
Municipal Court Fines	8,051	9,200	1,500	1,500
Interest Earnings	(0)	-	-	-
Total Revenue	*$ 8,051*	*$ 9,200*	*$ 1,500*	*$ 1,500*
Total Amount Available	**$ 21,788**	**$ 30,988**	**$ 23,288**	**$ 24,788**
Disbursements:				
Expenses	-	-	-	-
Total Disbursements	*$ -*	*$ -*	*$ -*	*$ -*
Estimated Balance 9/30	**$ 21,788**	**$ 30,988**	**$ 23,288**	**$ 24,788**
Estimated Consolidated Cash	**$ 21,788**		**$ 23,128**	
	9/30/2022		***9/16/2024***	

This fund accounts for Municipal Court fines designated for the purpose of truancy prevention and diversion.

CITY OF CORSICANA

LOCAL MUNICIPAL JURY FUND (2088)

CHANGES IN FUND BALANCE

	ACTUAL 2023	AMENDED 2024	ESTIMATE 2024	PROPOSED 2025
Estimated Balance 10/1	**$ 1,275**	**$ 1,435**	**$ 1,435**	**$ 1,095**
Revenue:				
Transfer From Legal/Jury Pool	-	-	-	-
Municipal Court Fines	160	160	160	160
Interest Earnings	-	-	-	-
Total Revenue	*$ 160*	*$ 160*	*$ 160*	*$ 160*
Total Amount Available	**$ 1,435**	**$ 1,595**	**$ 1,595**	**$ 1,255**
Disbursements:				
Expenses	-	500	500	500
Total Disbursements	*$ -*	*$ 500*	*$ 500*	*$ 500*
Estimated Balance 9/30	**$ 1,435**	**$ 1,095**	**$ 1,095**	**$ 755**
Estimated Consolidated Cash	**$ 836**		**$ 862**	
	9/30/2022		***9/16/2024***	

This fund accounts for Municipal Court fines designated for the purpose funding of municipal jury pools.

CITY OF CORSICANA

CONVENTION AND VISTORS BUREAU FUND (2090)

CHANGES IN FUND BALANCE

		ACTUAL 2023	AMENDED 2024	ESTIMATE 2024	PROPOSED 2025
	Estimated Balance 10/1	**$ 306,206**	**$ 400,815**	**$ 400,815**	**$ 489,428**
	Revenue:				
42890	Hotel Occupancy Tax Income	340,877	377,300	377,300	377,300
42931	Penalty	118			
47050	Transfer from CVB	795	-	-	-
49300	Insurance	40,037	-	-	-
46160	Interest Earnings	9,537	7,500	7,500	7,500
	Total Revenue	**$ 391,364**	**$ 384,800**	**$ 384,800**	*$ 384,800*
	Total Amount Available	**$ 697,570**	**$ 785,615**	**$ 785,615**	**$ 874,228**
	Disbursements:				
100	CVB Expenses	296,755	322,581	296,186	532,949
	Total Disbursements	*$ 296,755*	*$ 322,581*	*$ 296,186*	*$ 532,949*
	Estimated Balance 9/30	**$ 400,815**	**$ 463,034**	**$ 489,428**	**$ 341,279**
	Estimated Consolidated Cash	**$ 328,464**		**$ 637,418**	
		9/30/2023		***9/16/2024***	

This fund accounts for the Convention and Visitors Bureau revenues and expenditures.

REVENUES

2090-CONVENTION AND VISITORS BUREAU

C V B

LINE ITEM DETAIL					
ACCOUNT NUMBER	ACCOUNT DESCRIPTION	ACTUAL 2023	AMENDED 2024	ESTIMATE 2024	PROPOSED 2025
OTHER REVENUE					
46160	INTEREST INCOME	9,537	7,500	7,500	7,500
	TOTAL OTHER REVENUE	9,537	7,500	7,500	7,500
SERVICE CHARGES & RENTS					
42890	HOTEL OCCUPANCY TAX	340,877	377,300	377,300	377,300
42931	15% PENALTY	118	-	-	-
49300	INSURANCE PROCEEDS	40,037	-	-	-
	TOTAL SERVICE CHARGES & RENTS	381,032	377,300	377,300	377,300
INTERGOVERNMENTAL REVENUE					
47100	TRANS IN FR GENERAL	-	-	-	-
47050	TRANS IN FROM CCVB	795	-	-	-
	TOTAL INTERGOVERNMENTAL REVENUE	795	-	-	-
FUND 2090 TOTAL REVENUES		391,364	384,800	384,800	384,800

2090-3300 CONVENTION AND VISITORS BUREAU

LINE ITEM DETAIL					
ACCOUNT NUMBER	ACCOUNT DESCRIPTION	ACTUAL 2023	AMENDED 2024	ESTIMATE 2024	PROPOSED 2025
PERSONNEL SERVICES					
51010	SALARIES-FULL TIME	-	18,793	12,811	39,040
51090	SALARIES-PART TIME	-	-	-	-
51280	ADDTL COMP IN LIEU OF A RAISE	-	-	-	-
51250	LONGEVITY PAY	-	36	-	24
51270	WELL PAY	-	310	-	310
51610	EMPLR-SOC SEC & MEDICARE	-	1,464	980	2,986
51630	EMPLR-RETIREMENT	-	3,001	2,054	6,260
51650	EMPLR-HEALTH/LIFE INSURANCE	-	5,700	3,378	10,000
51750	EMPLR-WORKER'S COMP INSURANCE	-	27	273	39
	TOTAL PERSONNEL SERVICES	*-*	*29,331*	*19,496*	*58,659*
SUPPLIES					
52010	OFFICE SUPPLIES	-	-	-	-
52020	POSTAGE & SHIPPING	-	-	-	-
52160	PROMOTIONAL ADV & MATERIALS	10,188	-	-	-
53640	LIGHTING AND DECORATIVE SUPPLIES	-	-	-	-
53550	EVENT SUPPLIES	-	-	2,360	-
53820	OTHER MATERIALS AND SUPPLIES	-	-	-	-
	TOTAL SUPPLIES	*10,188*	-	*2,360*	-
SERVICES					
52015	PRINTING	3,635	10,000	10,000	10,000
52115	TRAVEL & EDUCATION	1,626	3,000	3,000	3,000
52130	CERTIFICATES, LICENSES, & TITLES	-	-	-	-
52135	DUES, SUBSCRTNS, PUBLCTNS	960	2,800	2,800	8,750
52140	ADVERTISING AND LEGAL NOTICES	42,507	68,500	68,500	104,260
52165	PUBLIC & EMPLOYEE RELATIONS	-	-	700	-
55010	GENERAL SERVICES	18,601	19,600	19,600	19,600
55220	PROFESSIONAL SERVICES	20,822	8,350	8,350	18,350
55221	PROFESSIONAL SERVICES - BRANDING	-	-	-	100,000
52170	TOURSIM BILLBOARDS	25,000	25,000	25,000	25,000
52440	PROGRAM COSTS-SM BUS SATURDAY	-	-	-	-
52430	PROGRAM COST-EASTER PROGRAM	-	-	-	-
52450	PROGRAM COST-STRUT DOWN BEATON	-	-	-	-
54810	MISC	1,205	-	-	-
55520	GRANT EXPENSE	63,000	63,000	63,000	73,000
55530	ARTS EXPENSE	64,000	63,000	63,000	63,000
55560	EVENTS EXPENSE	4,882	10,000	10,381	10,000
54710	MAINTENANCE	20,519	-	-	-
	ACROSS THE BOARD 5% RAISE	-	-	-	
	TOTAL SERVICES	*266,756*	*273,250*	*274,331*	*434,960*
CAPITAL					
58445	CAP EXP -IMPROVEMENTS-NON BUILDING	19,811	20,000	20,519	20,000
58280	CAP EXP -IMP- BUILDING & GROUNDS	-	-	-	19,330
	TOTAL MAINTENANCE	-	-	-	39,330
TOTAL 3300-100 CONVENTION AND VISITORS BUREAU		276,944	302,581	296,186	532,949
	Check Figure	296,755	322,581	316,705	532,949
	Difference	(19,811)	(20,000)	20,519	-

CITY OF CORSICANA

SH31 BUSINESS PARK INFRASTRUCTURE FUND (2093)

CHANGES IN FUND BALANCE

		ACTUAL 2023	AMENDED 2024	ESTIMATE 2024	PROPOSED 2025
	Estimated Balance 10/1	**$ 2,106,155**	**$ 2,203,592**	**$ 2,203,592**	**$ 2,754,722**
	Revenue:				
			-	-	-
47100	Transfer fr Fund 100	-	-	-	-
49630	Grant Revenue EDA	-	-	-	-
49081	Proceeds from sale of Property	-	-	456,130	-
46160	Interest Earnings	97,437	80,000	95,000	80,000
	Total Revenue	*$ 97,437*	*$ 80,000*	*$ 551,130*	*$ 80,000*
	Total Amount Available	**$ 2,203,592**	**$ 2,283,592**	**$ 2,754,722**	**$ 2,834,722**
	Disbursements:				
100	Utilities - Water and Sewer	-	-	-	-
300	Temporary Road	-	-	-	-
400	Permanent Road	-	-	-	-
500	Misc Expenses	-	-	-	-
600	Rail Spur-EDA Grant	-	-	-	-
910	Non Departmental	-	-	-	-
	Total Disbursements	*$ -*	*$ -*	*$ -*	*$ -*
	Estimated Balance 9/30	**$ 2,203,592**	**$ 2,283,592**	**$ 2,754,722**	**$ 2,834,722**
	Estimated Consolidated Cash	**$ 2,106,155**		**$ 2,775,660**	
		9/30/2022		***9/16/2024***	

This fund accounts for the construction of water and sewer infrastructure for the SH 31 Business Park. and the sale of property in the park.

CITY OF CORSICANA

ANIMAL SERVICES SPECIAL REVENUE- FUND (2094)

CHANGES IN FUND BALANCE

		ACTUAL 2023	AMENDED 2024	ESTIMATE 2024	PROPOSED 2025
	Estimated Balance 10/1	**$ 10,897**	**$ 9,149**	**$ 9,149**	**$ 16,149**
	Revenue:				
47214	Transfer from 214	-	-	-	-
48070	Animal Services Donations	765	600	7,000	700
46160	Interest Earnings	-	-	-	-
	Total Revenue	*$ 765*	*$ 600*	*$ 7,000*	*$ 700*
	Total Amount Available	**$ 11,662**	**$ 9,749**	**$ 16,149**	**$ 16,849**
	Disbursements:				
210	Animal Services	2,513	5,000	-	5,000
910	Non-Departmental	-	-	-	-
	Total Disbursements	*$ 2,513*	*$ 5,000*	*$ -*	*$ 5,000*
	Estimated Balance 9/30	**$ 9,149**	**$ 4,749**	**$ 16,149**	**$ 11,849**
	Estimated Consolidated Cash	**$ 9,149**		**$ 16,859**	
		9/30/2022		***9/16/2024***	

This fund accounts for the Aminal Shelter Donations.

CITY OF CORSICANA

380 AGREEMENT RETAINED FUNDS - FUND (2095)

CHANGES IN FUND BALANCE

	ACTUAL 2023	AMENDED 2024	ESTIMATE 2024	PROPOSED 2025
Estimated Balance 10/1	**$ 3,969,728**	**$ 4,348,670**	**$ 4,348,670**	**$ 4,498,670**
Revenue:				
Transfer from Economic Development Fund	194,759	-	-	-
Interest Earnings	184,184	100,000	150,000	150,000
Total Revenue	*$ 378,942*	*$ 100,000*	*$ 150,000*	*$ 150,000*
Total Amount Available	**$ 4,348,670**	**$ 4,448,670**	**$ 4,498,670**	**$ 4,648,670**
Disbursements:				
Economic Development	-	-	-	-
Non-Departmental	-	-	-	-
Total Disbursements	*$ -*	*$ -*	*$ -*	*$ -*
Estimated Balance 9/30	**$ 4,348,670**	**$ 4,448,670**	**$ 4,498,670**	**$ 4,648,670**
Estimated Consolidated Cash	**$ 4,348,669**		**$ 4,552,604**	
	9/30/2022		***9/16/2024***	

This fund accounts for the 380 agreement funds that are being retained by the City.

CITY OF CORSICANA

FIRE STATION RENOVATION - FUND (2096)

CHANGES IN FUND BALANCE

	ACTUAL 2023	AMENDED 2024	ESTIMATE 2024	PROPOSED 2025
Estimated Balance 10/1	**$ -**	**$ 10,389**	**$ 10,389**	**$ 187,339**
Revenue:				
Transfer from General Fund	176,050	176,050	176,050	-
Transfer from Fund 361	86,626	-	-	-
Interest Earnings		-	900	-
Total Revenue	*$ 262,676*	*$ 176,050*	*$ 176,950*	*$ -*
Total Amount Available	**$ 273,065**	**$ 186,439**	**$ 187,339**	**$ 187,339**
Disbursements:				
Fire Station #1 (Central)	54,242	-	-	30,381
Fire Station #2	32,622	43,313	-	23,500
Fire Station #3	8,240	43,313	-	19,000
Fire Station #4	157,183	89,424	-	-
Total Disbursements	*$ 252,287*	*$ 176,050*	*$ -*	*$ 72,881*
Estimated Balance 9/30	**$ 10,389**	**$ 10,389**	**$ 187,339**	**$ 114,458**
Estimated Consolidated Cash	**$ 10,389**		**$ 10,389**	
	9/30/2022		***9/16/2024***	

This fund accounts for renovations of the City's four Fire Stations.

CITY OF CORSICANA

T. I. F. Number 2
INFRASTRUCTURE FUND (2097)

CHANGES IN FUND BALANCE

	ACTUAL 2023	AMENDED 2024	ESTIMATE 2024	PROPOSED 2025
Estimated Balance 10/1	**$ -**	**$ -**	**$ -**	**$ -**
Revenue:				
Taxes	48,224	98,448	99,560	150,000
Interest Income (Expense)	-	-	-	-
Total Revenue	*$ 48,224*	*$ 98,448*	*$ 99,560*	*$ 150,000*
Total Amount Available	**$ 48,224**	**$ 98,448**	**$ 99,560**	**$ 150,000**
Disbursements:				
T.I.F. Placed in Escrow	48,224	98,448	99,560	150,000
Total Disbursements	*$ 48,224*	*$ 98,448*	*$ 99,560*	*$ 150,000*
Estimated Balance 9/30	**$ -**	**$ -**	**$ -**	**$ -**
Cash Balance	**$ 27,481**		**$ 127,835**	
	9/30/2022		***9/16/2024***	

This is a Tax Infrastructure Funding district funded by tax dollars from the City of Corsicana, Navarro County, and Navarro College.

CITY OF CORSICANA

ECONOMIC DEVELOPMENT RECOVERY FUND (2098)

CHANGES IN FUND BALANCE

	ACTUAL 2023	AMENDED 2024	ESTIMATE 2024	PROPOSED 2025
Estimated Balance 10/1	**$ 567,254**	**$ 609,105**	**$ 609,105**	**$ 605,105**
Revenue:				
Interest Income	23,507	-	30,000	30,000
Proceeds from Sale of Property	-	-	-	-
Interest Income-Business	48,549	-	28,000	28,000
Total Revenue	*$ 72,056*	*$ -*	*$ 58,000*	*$ 58,000*
Disbursements:				
2400-Economic Development	-	250,000	62,000	60,000
9910-Non-Departmental	30,205	-	-	-
Total Disbursements	*$ 30,205*	*$ 250,000*	*$ 62,000*	*$ 60,000*
Revenue Less Disbursements	**$ 41,851**	**$ (250,000)**	**$ (4,000)**	**$ 603,105**
Fund Balance:				
Designated - Economic Development Recovery	609,105	359,105	605,105	603,105
Estimated Balance 9/30	**$ 609,105**	**$ 359,105**	**$ 605,105**	**$ 603,105**
Estimated Consolidated Cash	**$ 553,037**		**$ 553,037**	
	9/30/2022		***9/16/2024***	

The Economic Development Recovery Fund was established with tax abatement recovery funds. It is intended to be used to bring new businesses to Corsicana to replace those that were lost.

REVENUES

ECONOMIC DEVELOPMENT RECOVERY FUND 2098

LINE ITEM DETAIL					
ACCOUNT NUMBER	ACCOUNT DESCRIPTION	ACTUAL 2023	AMENDED 2024	ESTIMATE 2024	PROPOSED 2025
OTHER REVENUE					
46085	INTEREST INCOME				
46160	INVESTMENT INTEREST INCOME	23,507	-	30,000	30,000
46161	INV INT I45 BS PK BT	48,549	-	28,000	28,000
			-		
INTERGOVERNMENTAL REVENUE					
47100	TRANS IN FROM GENERAL FUND	-	-	-	-
49081	PROCEEDS SALE OF PROPERTY	-	-		-
48495	COUNTY CONTRIBUTION	-	-	-	-
	TOTAL INTERGOVERNMENTAL REVENUE	-	-	-	-
FUND 2098 TOTAL REVENUES		72,056	-	58,000	58,000

EXPENDITURES

ECONOMIC DEVELOPMENT RECOVERY FUND 2098

LINE ITEM DETAIL					
ACCOUNT NUMBER	ACCOUNT DESCRIPTION	ACTUAL 2023	AMENDED 2024	ESTIMATE 2024	PROPOSED 2025
2098-2400: ECONOMIC DEVELOPMENT RECOVERY					
52140	ADV & LEGAL NOTICES	-	-	-	-
55010	GENERAL SERVICES	-	-	-	-
55110	CIVIL SERVICES - ENGINEERING AND SURVEY	-	-	-	-
55110	CIVIL SERV-ENG, ARCH, SURV	-	-	-	-
55220	PROFESSIONAL SERVICES	-	250,000	62,000	60,000
55610	CONTRACTED SERVICES	-	-	-	-
55230	PERMITS - FEES	-	-	-	-
58985	CAP EX-UP NEW RAIL SERVICE	-	-	-	-
	TOTAL 2098-2400	-	250,000	62,000	60,000
2098-9910: NON-DEPARTMENTAL					
55040	SERVICE FEE	-	-	-	-
55230	PERMITS - FEES	-	-	-	-
55220	PROFESSIONAL SERVICES	30,205	-	-	-
59212	TRANSFER TO 212	-	-	-	-
	TOTAL 2098-9910	30,205	-	-	-
FUND 2098 TOTAL EXPENDITURES		30,205	250,000	62,000	60,000

CITY OF CORSICANA

STREET MAINTENANCE & RECONSTRUCTION FUND 2099

CHANGES IN FUND BALANCE

	ACTUAL 2023	AMENDED 2024	ESTIMATE 2024	PROPOSED 2025
Estimated Balance 10/1	**$ 239,859**	**$ 1,560,372**	**$ 1,560,372**	**$ 2,292,372**
Revenue:				
Interest Income	30,096	10,000	10,000	10,000
Donations	-	-	-	-
Street Improvement Fees - Precinct 1	177,346	180,000	180,000	180,000
Street Improvement Fees - Precinct 2	177,347	180,000	180,000	180,000
Street Improvement Fees - Precinct 3	177,347	180,000	180,000	180,000
Street Improvement Fees - Precinct 4	177,347	180,000	180,000	180,000
Street Improvement Fees - Downtown Streets	177,347	180,000	180,000	180,000
Transfer from Fund 361	500,000	-	-	-
Total Revenue	*$ 1,416,830*	*$ 910,000*	*$ 910,000*	*$ 910,000*
Disbursements:				
001-Precinct 1 Streets		-	-	-
001-Precinct 1 Streets - Street Improvement Fee	25	300,000	-	370,000
002-Precinct 2 Streets	-	-	-	-
002-Precinct 2 Streets - Street Improvement Fee		100,000	-	100,000
003-Precinct 3 Streets	-	-	-	-
003-Precinct 3 Streets - Street Improvement Fee	3,600	200,000	-	432,000
004-Precinct 4 Streets	-	-	-	-
004-Precinct 4 Streets - Street Improvement Fee	54,031	100,000	-	500,000
300-Downtown Sidewalks	36,244	50,000	178,000	50,000
400-Downtown Streets	-	-	-	-
400-Downtown Streets - Street Improvement Fee	2,417	-	-	-
Total Disbursements	*$ 96,317*	*$ 750,000*	*$ 178,000*	*$ 1,452,000*
Revenue Less Disbursements	**$ 1,320,096**	**$ 160,000**	**$ 732,000**	**$ (542,000)**
Fund Balance:	**$ 1,560,372**	**$ 1,720,372**	**$ 2,292,372**	**$ 1,750,372**
Designated - Precinct 1 Streets	-	-	-	-
Designated - Precinct 2 Streets	-	-	-	-
Designated - Precinct 3 Streets	-	-	-	-
Designated - Precinct 4 Streets	-	-	-	-
Designated - Downtown Sidewalks	-	-	-	-
Designated - Downtown Streets	(41,319)	(91,319)	(269,319)	78,000
Designated from Street Improvement Fee - Precinct 1	250,281	130,281	310,281	120,000
Designated from Street Improvement Fee - Precinct 2	(199,968)	(109,968)	80,032	125,000
Designated from Street Improvement Fee - Precinct 3	112,040	92,040	272,040	30,040
Designated from Street Improvement Fee - Precinct 4	(94,159)	(14,159)	165,841	120,000
Designated from Street Improvement Fee - Downtown	1,033,497	1,213,497	1,233,497	1,277,332
Designated from Fund 361 for Street Improvement	500,000	500,000	500,000	-
Estimated Balance 9/30	**$ 1,560,372**	**$ 1,720,372**	**$ 2,292,372**	**$ 1,750,372**
Estimated Consolidated Cash	**$ 1,465,629**		**$ 2,130,315**	
	9/30/2022		***9/16/2024***	

The Street Maintenance & Reconstruction Fund is used to account for funds specifically designated for maintaining streets within each precinct of the City of Corsicana. In FY 2016, Council authorized the addition of a Street Improvement Fee. These fees and the related Street Improvements are accounted for in this fund, as well.

REVENUES

STREET MAINTENANCE & RECONSTRUCTION FUND (2099)

LINE ITEM DETAIL					
ACCOUNT NUMBER	ACCOUNT DESCRIPTION	ACTUAL 2023	AMENDED 2024	ESTIMATE 2024	PROPOSED 2025
SERVICE CHARGES & RENTS					
45010	USER FEES-STREET IMPROVEMENTS	886,734	900,000	900,000	900,000
47361	TRANSFER FROM FUND 100 GENERAL	-	-	-	-
	TOTAL SERVICE CHARGES & RENTS	886,734	900,000	900,000	900,000
OTHER REVENUE					
46160	INVESTMENT INTEREST	30,096	10,000	10,000	10,000
		30,096	10,000	10,000	10,000
GRANTS, CONTRIBUTION AND DEBT PROCEEDS					
48515	DEVELOPER CONTRIBUTION	-	-	-	-
	TOTAL GRANTS & CONTRIBUTION REV	-	-	-	-
INTERGOVERNMENTAL REVENUE					
47100	TRANS IN FROM GENERAL FUND	-	-	-	-
47361	TRANS IN FROM 361 FUND	500,000	-	-	-
	TOTAL INTERGOVERNMENTAL REVENUE	500,000	-	-	-
FUND 2099 TOTAL REVENUES		1,416,830	910,000	910,000	910,000

EXPENDITURES

STREET MAINTENANCE & RECONSTRUCTION FUND (2099)

LINE ITEM DETAIL					
ACCOUNT NUMBER	ACCOUNT DESCRIPTION	ACTUAL 2023	AMENDED 2024	ESTIMATE 2024	PROPOSED 2025
2099-3450: PRECINCT 1 STREETS					
54070	MAINT-JOINT & CRACK SEAL	-	-	-	-
54050	MAINT-STREETS,RDWAYS & SIDEWALKS	-	-	-	-
54110	MAINT-STREET RECONSTRUCTION	-	-	-	-
55010	IMPROVEMENTS-STREET IMPROVEMENT FEES	25	300,000	-	370,000
	TOTAL 2099-3450	25	300,000	-	370,000
2099-3451: PRECINCT 2 STREETS					
54070	MAINT-JOINT & CRACK SEAL	-	-	-	-
54110	MAINT-STREET RECONSTRUCTION	-	-	-	-
55010	IMPROVEMENTS-STREET IMPROVEMENT FEES	-	100,000	-	100,000
	TOTAL 2099-3451	-	100,000	-	100,000
2099-3452: PRECINCT 3 STREETS					
54070	MAINT-JOINT & CRACK SEAL	-	-	-	-
54110	MAINT-STREET RECONSTRUCTION	-	-	-	-
55010	IMPROVEMENTS-STREET IMPROVEMENT FEES	3,600	200,000	-	432,000
	TOTAL 2099-3452	3,600	200,000	-	432,000
2099-3453: PRECINCT 4 STREETS					
54070	MAINT-JOINT & CRACK SEAL	-	-	-	-
54110	MAINT-STREET RECONSTRUCTION	-	-	-	-
55010	IMPROVEMENTS-STREET IMPROVEMENT FEES	54,031	100,000	-	500,000
	TOTAL 2099-3453	54,031	100,000	-	500,000
2099-3460: DOWNTOWN SIDEWALKS					
54130	MAINT-DOWNTOWN SIDEWALKS	36,244	50,000	178,000	50,000
54470	MAINT-PARK FAC-PARKING LOTS		-	-	-
	TOTAL 2099-3460	36,244	50,000	178,000	50,000
2099-3465: DOWNTOWN STREETS					
54110	MAINT-STREET RECONSTRUCTION	-	-	-	-
55010	IMPROVEMENTS-STREET IMPROVEMENT FEES	2,417	-	-	-
59280	TRANSFER TO FUND 280	-	-	-	-
	TOTAL 2099-3465	2,417	-	-	-
FUND 2099 TOTAL EXPENDITURES		96,317	750,000	178,000	1,452,000

CITY OF CORSICANA

CAPITAL IMPROVEMENTS FUND 3043

2018 REFUNDING AND IMPROVEMENTS G. O. BOND

CHANGES IN AVAILABLE FUNDS

		ORIGINAL BUDGET	ACTUAL 2019	ACTUAL 2020	ACTUAL 2021	ACTUAL 2022	ACTUAL 2023	ESTIMATE 2024	PROPOSED 2025
	Estimated Balance 10/1		**$ -**	**$ 1,445,922**	**$ 1,521,999**	**$ 1,258,300**	**$ 1,271,969**	**$ 1,323,140**	**$ 673,302**
	Revenue:								
46085	Interest Earnings		11,567	29,135	6,960	246	-	-	-
46160	Investment Interest		-	-	-	-	4,235	12,250	10,000
47333	Transfer from Fund 333		-	-	-	-	-	-	-
47336	Transfer from Fund 336		-	-	-	-	-	-	-
49475	Sale of Property Items/Recycle			552,301	8,456	-	4,022	-	-
49470	Proceeds		2,925,000	-	-	1,798	1,100	-	-
49500	Premium on Bonds Payable		(19,444)	-	-	-	-	-	-
49565	Princ/Interest - 2019 CAD Property			-	11,814	15,225	58,899	1,102	1,200
	Total Revenue		*$ 2,917,123*	*$ 581,436*	*$ 27,230*	*$ 17,269*	*$ 68,256*	*$ 13,352*	*$ 11,200*
	Total Amount Available		**$ 2,917,123**	**$ 2,027,358**	**$ 1,549,229**	**$ 1,275,569**	**$ 1,340,225**	**$ 1,336,492**	**$ 684,502**
	Disbursements:								
100	Property Purchase	2,066,691	1,410,336	37,516	18,279	-	-	-	-
200-3602	Central Fire Station	-		308,580	208,775	-	1,200	100,000	-
300	Fire Training Facility	-		65,848	-	-	-	-	-
400	General Site Work	-		54,426	432	-	-	-	-
500	Public Safety Academy	-		38,892	5,652	-	-	-	-
600	Emergency Operations Center	-		-	-	-	-	-	-
700-3620	Street Improvements	*645,000*		4,580	57,791	3,600	15,839	563,190	684,502
910-9910	Bond Issuance Costs (Premium Received)	*60,865*	*60,865*	(4,483)		-	47	-	-
						-	-	-	-
	Total Disbursements	*$ 2,772,556*	*$ 1,471,201*	*$ 505,359*	*$ 290,929*	*$ 3,600*	*$ 17,086*	*$ 663,190*	*$ 684,502*
	Estimated Balance 9/30	**$ 2,772,556**	**$ 1,445,922**	**$ 1,521,999**	**$ 1,258,300**	**$ 1,271,969**	**$ 1,323,140**	**$ 673,302**	**$ (0)**

Estimated Consolidated Cash & Investments **$ 812,155**
9/4/24

CITY OF CORSICANA

CAPITAL IMPROVEMENTS FUND 3044

2018 CERTIFICATES OF OBLIGATION

CHANGES IN AVAILABLE FUNDS

		ORIGINAL BUDGET	ACTUAL 2019	ACTUAL 2020	ACTUAL 2021	ACTUAL 2022	ACTUAL 2023	ESTIMATE 2024	PROPOSED 2025
	Estimated Balance 10/1		**$ -**	**$ 1,884,719**	**$ 1,936,358**	**$ 1,558,606**	**$ 1,479,316**	**$ 903,177**	**$ 908,425**
	Revenue:								
46085	Interest Earnings		14,719	43,730	15,578	560	7,482	5,248	5,000
46385	Interest Earnings		-		-		-		
49470	Proceeds		1,810,000						
49500	Premium on Bonds Payable		119,786						
	Total Revenue		*$ 1,944,505*	*$ 43,730*	*$ 15,578*	*$ 560*	*$ 7,482*	*$ 5,248*	*$ 5,000*
	Total Amount Available		**$ 1,944,505**	**$ 1,928,449**	**$ 1,951,936**	**$ 1,559,166**	**$ 1,486,798**	**$ 908,425**	**$ 913,425**
	Disbursements:								
100-3630	W 13th Street Reconstruction	*1,870,000*	-	-	*393,330*	*79,850*	*583,621*	-	*913,425*
910	Bond Issuance Costs (Premium Received)	*59,785*	*59,786*	*(7,909)*					
	Total Disbursements	*$ 1,929,785*	*$ 59,786*	*$ (7,909)*	*$ 393,330*	*$ 79,850*	*$ 583,621*	*$ -*	*$ 913,425*
	Estimated Balance 9/30		**$ 1,884,719**	**$ 1,936,358**	**$ 1,558,606**	**$ 1,479,316**	**$ 903,177**	**$ 908,425**	**$ 0**

Estimated Consolidated Cash & Investments **$ 949,450**
9/4/24

CITY OF CORSICANA

GENERAL CAPITAL IMPROVEMENTS FUND 3048

2020 CERTIFICATES OF OBLIGATION

CHANGES IN AVAILABLE FUNDS

		ORIGINAL BUDGET	ACTUAL 2021	ACTUAL 2022	ACTUAL 2023	ESTIMATE 2024	PROPOSED 2025
	Estimated Balance 10/1		**$ -**	**$ 3,413,281**	**$ 795,998**	**$ 820,953**	**$ 700,953**
	Revenue:						
46085	Interest Earnings						
46160	Investment Interest		19,682	6,161	-	30,000	15,000
48555	Refunds and Recoveries		-	1,718	35,853	-	-
49470	Proceeds		7,508,677	-	-	-	-
49500	Premium on Bonds Payable		-	-	-	-	-
	Total Revenue		*$ 7,528,359*	*$ 7,879*	*$ 35,853*	*$ 30,000*	*$ 15,000*
	Total Amount Available		**$ 7,528,359**	**$ 3,421,160**	**$ 831,851**	**$ 850,953**	**$ 715,953**
	Disbursements:						
120-1120	Central Fire Station Construction	*7,500,000*	4,006,107	2,216,873	10,898	150,000	-
130	Drane Road			408,289	-	-	-
300	Fire Training Facility			-	-	-	715,953
910	Bond Issuance Costs (Premium Received)	-	108,971	-	-	-	-
	Total Disbursements	*$ 7,500,000*	*$ 4,115,078*	*$ 2,625,162*	*$ 10,898*	*$ 150,000*	*$ 715,953*
	Estimated Balance 9/30		**$ 3,413,281**	**$ 795,998**	**$ 820,953**	**$ 700,953**	**$ -**
	Estimated Consolidated Cash & Investments					**$ 853,065**	
						9/4/24	

CITY OF CORSICANA

AIRPORT CAPITAL IMPROVEMENTS FUND 3049

2020 CERTIFICATES OF OBLIGATION

CHANGES IN AVAILABLE FUNDS

		ORIGINAL BUDGET	ACTUAL 2021	ACTUAL 2022	ACTUAL 2023	ESTIMATE 2024	PROPOSED 2025
	Estimated Balance 10/1		**$ -**	**$ 1,002,740**	**$ 744,159**	**$ 744,159**	**$ 607,159**
	Revenue:						
46160	Investment Interest			27,751		31,000	25,000
46385	Interest Earnings		2,740	382	-	-	-
49470	Proceeds		1,016,411	-	-	-	-
49500	Premium on Bonds Payable		-	-	-	-	-
	Total Revenue		*$ 1,019,151*	*$ 28,133*	*$ -*	*$ 31,000*	*$ 25,000*
	Total Amount Available		**$ 1,019,151**	**$ 1,030,873**	**$ 744,159**	**$ 775,159**	**$ 632,159**
	Disbursements:						
202-2050	Airport Runway Improvements	*1,000,000*	-	286,714		168,000	-
910	Bond Issuance Costs (Premium Received)	-	16,411	-	-	-	-
	Total Disbursements	*$ 1,000,000*	*$ 16,411*	*$ 286,714*	*$ -*	*$ 168,000*	*$ -*
	Estimated Balance 9/30		**$ 1,002,740**	**$ 744,159**	**$ 744,159**	**$ 607,159**	**$ 632,159**

Estimated Consolidated Cash & Investments **$ 716,303**
9/4/24

CITY OF CORSICANA

CAPITAL IMPROVEMENTS FUND 3056

2022 CERTIFICATES OF OBLIGATION

CHANGES IN AVAILABLE FUNDS

		ORIGINAL BUDGET	ACTUAL 2023	ESTIMATE 2024	PROPOSED 2025
	Estimated Balance 10/1			**$ 8,432,878**	**$ 8,167,878**
	Revenue:				
46165	Interest Earnings		-		
46160	Interest Earnings		424,190	150,000	150,000
49470	Proceeds		7,780,000	-	-
49500	Premium on Bonds Payable		370,553	-	-
	Total Revenue		*$ 8,574,743*	*$ 150,000*	*$ 150,000*
	Total Amount Available		**$ 8,574,743**	**$ 8,582,878**	**$ 8,317,878**
	Disbursements:				
100-3589	W 13th Street Reconstruction	*8,150,553*	-	*415,000*	*6,000,000*
910-9910	Bond Issuance Costs (Premium Received)	*150,553*	*141,865*	-	
	Total Disbursements	*$ 8,301,106*	*$ 141,865*	*$ 415,000*	*$ 6,000,000*
	Estimated Balance 9/30		**$ 8,432,878**	**$ 8,167,878**	**$ 2,317,878**
			8432878		
	Estimated Consolidated Cash & Investments			**$ 8,060,317**	
				9/4/24	

CITY OF CORSICANA

CAPITAL IMPROVEMENTS FUND 3057

2022 CERTIFICATES OF OBLIGATION - UTILITIES

CHANGES IN AVAILABLE FUNDS

		ORIGINAL BUDGET	ACTUAL 2023	ESTIMATE 2024	PROPOSED 2025
	Estimated Balance 10/1		**$ -**	**$ 5,663,159**	**$ 6,263,159**
	Revenue:				
46160	Interest Earnings		156,698	300,000	100,000
49470	Transfer from 3034 and 3035		-	-	
49470	Proceeds		7,638,277	2,750,000	
49500	Premium on Bonds Payable		-	-	-
	Total Revenue		*$ 7,794,975*	*$ 3,050,000*	*$ 100,000*
	Total Amount Available		**$ 7,794,975**	**$ 8,713,159**	**$ 6,363,159**
	Disbursements:				
142-1622	Lake Halbert WTP Improvements	*7,637,276*	2,009,567	2,000,000	6,362,159
910-9910	Bond Issuance Costs (Premium Received)	*129,763*	122,249	450,000	-
	Total Disbursements	*$ 7,767,039*	*$ 2,131,816*	*$ 2,450,000*	*$ 6,362,159*
	Estimated Balance 9/30		**$ 5,663,159**	**$ 6,263,159**	**$ 1,000**
	Estimated Consolidated Cash & Investments			**$ 5,792,418**	
				9/4/24	

CITY OF CORSICANA

AMERICAN RESCUE ACT FUND 2112

2022 GRANT

CHANGES IN AVAILABLE FUNDS

		ACTUAL 2022	ACTUAL 2023	ESTIMATE 2024	PROPOSED 2025
	Estimated Balance 10/1	**$ -**	**$ 2,961,847**	**$ 5,686,425**	**$ 0**
	Revenue:				
46160	Interest Earnings	31	18,354	200,000	-
49588	Grant Proceeds ARA	2,961,816	2,973,492		
	Total Revenue	*$ 2,961,847*	*$ 2,991,847*	*$ 200,000*	*$ -*
	Total Amount Available	**$ 2,961,847**	**$ 5,953,694**	**$ 5,886,425**	**$ 0**
	Disbursements:				
143	West Hwy 31 Generator	-	267,269	-	-
050-1050	H.R.				
80-1080	Financial Software	-	-	300,000	-
140-1140	Inspection				
142-1622	Lake Halbert WTP Improvements	-	-	5,586,425	-
400-1670	U.B.				
910		-	-	-	-
	Total Disbursements	*$ -*	*$ 267,269*	*$ 5,886,425*	*$ -*
	Estimated Balance 9/30	**$ 2,961,847**	**$ 5,686,425**	**$ 0**	**$ 0**
	Estimated Consolidated Cash & Investments			**$ 490,992**	
				9/4/24	

CORSICANA

EST. 1848

CITY OF CORSICANA

DEBT SERVICE LISTING
"CURRENT YEAR" DEBT OBLIGATIONS
FISCAL YEAR 2025

FUND	FUND DEPT	DESCRIPTION	PRINCIPAL	INTEREST	FEES	TOTAL	%	DATE OF FINAL PAYMENT
Fund 411 - Current Outstanding 2025								
G.O. Debt Service	411-124	2013 GO Refunding Bonds	180,000.00	50,737.50	1,000.00	231,737.50	*100.00%*	*02/15/2033*
G.O. Debt Service	411-125	2015 GO Refunding Bonds	288,480.60	74,812.23	1,000.00	364,292.83	*59.33%*	*02/15/2045*
G.O. Debt Service	411-126	2016 GO Refunding Bonds	630,000.00	111,750.00	1,000.00	742,750.00	*100.00%*	*02/15/2036*
G.O. Debt Service	411-127	2018 Certificates of Obligation	80,000.00	55,400.00	500.00	135,900.00	*100.00%*	*02/15/2038*
G.O. Debt Service	411-128	2018 GO Refunding Bonds	340,000.00	99,400.00	1,000.00	440,400.00	*63.34%*	*02/15/2038*
G.O. Debt Service	411-129	2020 Certificates of Obligation	320,000.00	251,250.00	1,000.00	572,250.00	*73.69%*	*02/15/2039*
G.O. Debt Service	411-131	2021 GO Refunding Bonds	185,000.00	15,907.50	1,000.00	201,907.50	*50.00%*	*02/15/2031*
G.O. Debt Service	411-132	2022 Certifcates of Obligation	265,000.00	209,350.00	1,000.00	475,350.00	*52.65%*	*02/15/2042*
		Total Bonds	*2,288,480.60*	*868,607.23*	*7,500.00*	*3,164,587.83*		
G.O. Debt Service	411-003	2015 LP 10-Year	21,106.28	139.35		21,245.63	*100.00%*	*03/2025*
G.O. Debt Service	411-018	2017 LP 10-Year	48,237.88	2,007.57		50,245.45	*38.14%*	*01/2027*
G.O. Debt Service	411-021	2018 LP 10 Year	71,499.84	7,566.12		79,065.96	*100.00%*	*03/2028*
G.O. Debt Service	411-023	2020 LP 10 Year	143,666.36	15,778.78		159,445.14	*100.00%*	*12/2029*
G.O. Debt Service	411-025	2021 LP 5 Year	25,631.86	544.68		26,176.54	*100.00%*	*12/2025*
G.O. Debt Service	411-026	2022 LP 3 Year	53,698.21	311.45		54,009.66	*48.98%*	*12/2024*
		Total Lease Purchase	*363,840.43*	*26,347.95*	-	*390,188.38*		
		***Current Year Fund 411 Debt * * ***	**2,652,321.03**	**894,955.18**	**7,500.00**	**3,554,776.21**		
Fund 412 - Current Outstanding 2025								
Utility Debt Service	412-120	2009 Cert. of Obligation (TWDB)	115,000.00	12,510.56	1,500.00	129,010.56	*100.00%*	*02/15/2028*
Utility Debt Service	412-125	2015 GO Refunding Bonds	350,000.00	8,750.00	1,000.00	359,750.00	*37.71%*	*02/15/2025*
Utility Debt Service	412-126	2017 GO Refunding Bonds	945,000.00	55,704.25	1,500.00	1,002,204.25	*100.00%*	*02/15/2027*
Utility Debt Service	412-129	2020 Certificates of Obligation	115,000.00	89,725.00	500.00	205,225.00	*26.31%*	*02/15/2039*
Utility Debt Service	412-130	2020 GO Refunding Bonds	200,000.00	49,200.00	500.00	249,700.00	*100.00%*	*02/15/2030*
Utility Debt Service	412-131	2021 GO Refunding Bonds	185,000.00	15,907.50	1,000.00	201,907.50	*50.00%*	*02/15/2031*
Utility Debt Service	412-132	2022 Certifcates of Obligation	425,000.00	213,400.00	1,000.00	639,400.00	*67.93%*	*09/30/2034*
Utility Debt Service	412-133	2024 Bond	150,000.00	534,494.17	1,000.00	685,494.17	*100.00%*	*09/30/2044*
		Total Bonds	*2,485,000.00*	*979,691.48*	*8,000.00*	*3,472,691.48*		
Utility Debt Service	412-024	*2021 LP 3-Year*				-	*33.21%*	*12/2023*
Utility Debt Service	412-026	*2022 LP 3-Year*	40,715.81	236.16		40,951.97	*37.14%*	*12/2024*
		Total Lease Purchase	*40,715.81*	*236.16*	-	*40,951.97*		
		***Current Year Fund 412 Debt * * ***	**2,525,715.81**	**979,927.64**	**8,000.00**	**3,513,643.45**		
Fund 409 - Current Outstanding 2025								
Sanitation Debt Servic	409-125	2015 GO Refunding Bonds	26,519.40	1,502.77	500.00	28,522.17	*2.95%*	*02/15/2026*
		Total Bonds	*26,519.40*	*1,502.77*	*500.00*	*28,522.17*		
Sanitation Debt Servic	409-005	*2016 LP 10-Year*	60,436.01	1,383.79		61,819.80	*100.00%*	*02/2026*
Sanitation Debt Servic	409-018	*2017 LP 10-Year*	78,252.55	3,256.73		81,509.28	*61.86%*	*01/2027*
Sanitation Debt Servic	409-024	*2021 LP 3-Year*				-	*8.91%*	*12/2023*
Sanitation Debt Servic	409-026	*2022 LP 3-Year*	15,217.70	88.26		15,305.96	*13.88%*	*12/2024*
		Total Lease Purchase	*153,906.26*	*4,728.78*	-	*158,635.04*		
		Current Year Fund 409 Debt * * *	**180,425.66**	**6,231.55**	**500.00**	**187,157.21**		
Other Funds - Current Outstanding 2025								
Hotel/Motel	201-910	*2014 LP 10-Year*	-	-		-	*100.00%*	*04/2024*
		Total Outstanding Fund 201	-	-	-	-		
		Current Year Debt - Other Funds * * *	**-**	**-**	**-**	**-**		
Total Bonds		* * * * * * *	**4,800,000.00**	**1,849,801.48**	**16,000.00**	**6,665,801.48**		
Total Notes/Lease Purchase		* * * * * * *	**558,462.50**	**31,312.89**	**-**	**589,775.39**		
Current Year 2025 Debt-All Funds		* * * * * * *	**5,358,462.50**	**1,881,114.37**	**16,000.00**	**7,255,576.87**		

CITY OF CORSICANA

DEBT SERVICE LISTING

"TOTAL OUTSTANDING" DEBT OBLIGATIONS

2025 THROUGH FINAL PAYMENT

FUND	FUND DEPT	DESCRIPTION	PRINCIPAL	INTEREST	TOTAL	%	DATE OF FINAL PAYMENT
Fund 411 - Total Outstanding 2024 Thru Final Payment							
G.O. Debt Service	411-124	2013 GO Refunding Bonds	1,820,000.00	254,093.75	2,074,093.75	*100.00%*	*02/15/2033*
G.O. Debt Service	411-125	2015 GO Refunding Bonds	2,125,487.90	830,159.84	2,955,647.74	*59.33%*	*02/15/2045*
G.O. Debt Service	411-126	2016 GO Refunding Bonds	4,040,000.00	559,350.00	4,599,350.00	*100.00%*	*02/15/2036*
G.O. Debt Service	411-127	2018 Certificates of Obligation	1,425,000.00	552,100.00	1,977,100.00	*100.00%*	*02/15/2038*
G.O. Debt Service	411-128	2018 GO Refunding Bonds	3,135,000.00	623,956.30	3,758,956.30	*63.34%*	*02/15/2038*
G.O. Debt Service	411-129	2020 Certificates of Obligation	6,515,000.00	1,993,375.00	8,508,375.00	*73.69%*	*02/15/2039*
G.O. Debt Service	411-131	2021 GO Refunding Bonds	1,355,000.00	60,637.50	1,415,637.50	*50.00%*	*02/15/2031*
G.O. Debt Service	411-132	2022 Certificates of Obligation	6,820,000.00	2,218,775.00	9,038,775.00	*52.65%*	*02/15/2042*
		Total Bonds	*27,235,487.90*	*7,092,447.39*	*34,327,935.29*		
G.O. Debt Service	411-003	2015 LP 10-Year	21,106.28	139.35	21,245.63	*100.00%*	*03/2025*
G.O. Debt Service	411-018	2017 LP 10-Year	112,046.13	2,989.65	115,035.78	*38.14%*	*01/2027*
G.O. Debt Service	411-021	2018 LP 10 Year	260,240.55	16,490.34	276,730.89	*100.00%*	*03/2028*
G.O. Debt Service	411-023	2020 LP 10 Year	515,560.81	42,497.18	558,057.99	*100.00%*	*12/2029*
G.O. Debt Service	411-024	2021 LP 3 Year	-	-	-	*57.88%*	*12/2023*
G.O. Debt Service	411-025	2021 LP 5 Year	38,610.46	654.35	39,264.81	*100.00%*	*12/2025*
G.O. Debt Service	411-026	2022 LP 3 Year	109,631.72	635.87	110,267.59	*48.98%*	*12/2024*
		Total Lease Purchase	*1,057,195.95*	*63,406.74*	*1,120,602.69*		
		***Total Outstanding Fund 411 Debt * * ***	**28,292,683.85**	**7,155,854.13**	**35,448,537.98**		
Fund 412 - Total Outstanding 2024 Thru Final Payment							
Utility Debt Service	412-120	2009 Cert. of Obligation (TWDB)	485,000.00	29,168.45	514,168.45	*100.00%*	*02/15/2028*
Utility Debt Service	412-125	2015 GO Refunding Bonds	350,000.00	8,750.00	358,750.00	*37.71%*	*02/15/2025*
Utility Debt Service	412-126	2017 GO Refunding Bonds	2,905,000.00	100,817.25	3,005,817.25	*100.00%*	*02/15/2027*
Utility Debt Service	412-129	2020 Certificates of Obligation	2,325,000.00	712,000.00	3,037,000.00	*26.31%*	*02/15/2039*
Utility Debt Service	412-130	2020 GO Refunding Bonds	1,330,000.00	165,800.00	1,495,800.00	*100.00%*	*02/15/2030*
Utility Debt Service	412-131	2021 GO Refunding Bonds	1,355,000.00	60,637.50	1,415,637.50	*50.00%*	*02/15/2031*
Utility Debt Service	412-133	2024 CO	9,095,000.00	4,577,219.17	13,672,219.17	*100.00%*	*02/15/2044*
Utility Debt Service	412-132	2022 Certificates of Obligation	6,455,000.00	1,357,650.00	7,812,650.00	*47.35%*	*02/15/2037*
		Total Bonds	*24,300,000.00*	*7,012,042.37*	*31,312,042.37*		
Utility Debt Service	412-024	*2021 LP 3-Year*	-	-	-	*33.21%*	*12/2023*
Utility Debt Service	412-026	*2022 LP 3-Year*	40,715.81	236.06	40,951.87	*37.14%*	*12/2024*
		Total Lease Purchase	*40,715.81*	*236.06*	*40,951.87*		
		***Total Outstanding Fund 412 Debt * * **	**24,340,715.81**	**7,012,278.43**	**31,352,994.24**		
Fund 409 - Total Outstanding 2024 Thru Final Payment							
Sanitation Debt Service	409-125	2015 GO Refunding Bonds	54,512.10	1,922.66	56,434.76	*2.95%*	*02/15/2026*
		Total Bonds	*54,512.10*	*1,922.66*	*56,434.76*		
Sanitation Debt Service	409-005	*2016 LP 10-Year*	86,042.54	1,535.51	87,578.05	*100.00%*	*02/2026*
Sanitation Debt Service	409-018	*2017 LP 10-Year*	181763..79	4,849.82	4,849.82	*61.86%*	*01/2027*
Sanitation Debt Service	409-024	*2021 LP 3-Year*	-	-	-	*8.91%*	*12/2023*
Sanitation Debt Service	409-026	*2022 LP 3-Year*	15,217.70	88.26	15,305.96	*13.88%*	*01/2025*
		Total Lease Purchase	*101,260.24*	*6,473.59*	*107,733.83*		
		Total Outstanding Fund 409 Debt * * *	**155,772.34**	**8,396.25**	**164,168.59**		
Other Funds Total Outstanding 2024 Thru Final Payment							
Hotel/Motel	201-910	*2014 LP 10-Year*	-	-	-	*100.00%*	*04/2024*
		Total Outstanding Fund 201	-	-	-		
		Total Outstanding Debt - Other Funds * * *	**-**	**-**	**-**		
Total Bonds		* * * * * * *	**51,590,000.00**	**14,106,412.42**	**65,696,412.42**		
Total Notes/Lease Purchase		* * * * * * *	**1,199,172.00**	**70,116.39**	**1,269,288.39**		
Total Outstanding Debt-All Funds		* * * * * * *	**52,789,172.00**	**14,176,528.81**	**66,965,700.81**		

CITY OF CORSICANA

INTEREST AND SINKING FUND (4009)
SANITATION DEBT SERVICE

CHANGES IN FUND BALANCE

	ACTUAL 2023	AMENDED 2024	ESTIMATE 2024	PROPOSED 2025
Estimated Balance 10/1	**$ 31,803**	**$ 43,755**	**$ 43,755**	**$ 46,171**
Revenue:				
Interest Earnings	1,524	1,216	2,416	2,416
Transfers In	227,948	211,038	211,038	187,157
Total Revenue	*$ 229,472*	*$ 212,254*	*$ 213,454*	*$ 189,573*
Disbursements:				
002-2015-A Capital Purchases & Proj	-	-	-	-
005-2016 Capital Purchases & Proj	61,819	61,820	61,820	61,820
006-2017 Capital Purchases & Proj	-	-	-	-
012-2011 Capital Purchases & Proj	-	-	-	-
016-2015 Capital Purchases & Proj	-	-	-	-
019-2018 Capital Lease Purchases	-	-	-	-
018-2017 Capital Purchases & Proj	81,509	81,509	81,509	81,510
26-2022 Lease Purchase	30,612	31,348	31,348	15,306
24-2021 Capital Lease Purchase	16,295	8,148	8,148	-
125-2015 GO Refunding Bonds	27,167	28,213	28,213	28,520
910-Non-Departmental	118			1,000
Total Disbursements	*$ 217,520*	*$ 211,038*	*$ 211,038*	*$ 188,156*
Revenue Less Disbursements	**$ 11,952**	**$ 1,216**	**$ 2,416**	**$ 1,417**
Estimated Balance 9/30	**$ 43,755**	**$ 44,971**	**$ 46,171**	**$ 47,588**
Estimated Consolidated Cash	**$ 34,635**		**$ 39,035**	
	9/30/2022		***9/4/2024***	

The Sanitation Debt Service Fund is used to accumulate the resources for and payment of principal and interest on debt issued for improvements and landfill. Revenue source is proceeds from sanitation customer user charges collected in the Sanitation Fund through a transfer to this fund; and landfill fees collected at the landfill.

REVENUE

SANITATION INTEREST AND SINKING FUND 4009
(DEBT SERVICE)

LINE ITEM DETAIL					
ACCOUNT NUMBER	ACCOUNT DESCRIPTION	ACTUAL 2023	AMENDED 2024	ESTIMATE 2024	PROPOSED 2025
OTHER REVENUE					
46085	INTEREST INCOME-BANK	33	16	16	16
46160	INTEREST INCOME-INVESTMENTS	1,491	1,200	2,400	2,400
	TOTAL OTHER REVENUE	1,524	1,216	2,416	2,416
INTERGOVERNMENTAL REVENUE					
47502	TRANS IN FR SANITATION OPER	227,948	211,038	211,038	187,157
	TOTAL INTERGOVERNMENTAL REVENUE	227,948	211,038	211,038	187,157
FUND 4009 TOTAL REVENUES		229,472	212,254	213,454	189,573

EXPENDITURES

SANITATION INTEREST AND SINKING FUND 409
(DEBT SERVICE)

LINE ITEM DETAIL					
ACCOUNT NUMBER	ACCOUNT DESCRIPTION	ACTUAL 2023	AMENDED 2024	ESTIMATE 2024	PROPOSED 2025
409-005: 2016 CAPITAL PURCHASES & PROJECTS					
50025	2016 CAP PURCH-PRINCIPAL	57,644	59,024	59,024	60,436
50040	2016 CAP PURCH-INTEREST	4,175	2,796	2,796	1,384
55040	AUDITING/FINANCIAL SERVICES				
	TOTAL 409-005	61,820	61,820	61,820	61,820
409-024: 2021 3 YR CAPITAL LEASE PURCHASE					
50025	2021 CAP PURCH-PRINCIPAL	15,916	8,105	8,105	-
50040	2021 CAP PURCH-INTEREST	379	43	43	-
	TOTAL 409-014	16,295	8,148	8,148	-
409-018: 2017 CAPITAL PURCHASES & PROJECTS					
50025	2017 CAP PURCH-PRINCIPAL	74,842	76,528	76,528	78,253
50040	2017 CAP PURCH-INTEREST	6,667	4,981	4,981	3,257
	TOTAL 409-018	81,509	81,509	81,509	81,510
409-026: 2022 LEASE PURCHASES					
50025	2022 CAP PURCH-PRINCIPAL	29,826	30,173	30,173	15,218
50040	2022 CAP PURCH-INTEREST	786	1,175	1,175	88
	TOTAL 409-019	30,612	31,348	31,348	15,306
409-125: 2015 GO REFUNDING					
50025	PRINCIPAL	23,573	25,046	25,046	26,517
50040	INTEREST EXPENSE	3,521	2,667	2,667	1,503
55040	AUDITING/FINANCIAL SERVICES	73	500	500	500
	TOTAL 409-125	27,167	28,213	28,213	28,520
409-910: NON DEPARTMENTAL					
50025	PRINCIPAL	-	-	-	-
50040	INTEREST EXPENSE	-	-	-	-
55040	AUDITING/FINANCIAL SERVICES	118	-	-	1,000
	TOTAL 409-125	118	-	-	1,000
FUND 4009 TOTAL EXPENDITURES		217,521	211,038	211,038	188,156

CITY OF CORSICANA

INTEREST AND REDEMPTION FUND (4011)

DEBT SERVICE

CHANGES IN FUND BALANCE

	ACTUAL 2023	AMENDED 2024	ESTIMATE 2024	PROPOSED 2025
Estimated Balance 10/1	**$ 1,519,089**	**$ 608,255**	**$ 608,255**	**$ 732,858**
Revenue:				
Taxes	3,744,837	3,699,164	3,699,164	3,699,164
Fines and Forfeitures	54,168	40,000	40,000	40,000
Other Revenue	65,992	65,012	65,020	65,020
Intergovernmental Revenue	-	-	-	-
Total Revenue	*$ 3,864,997*	*$ 3,804,176*	*$ 3,804,184*	*$ 3,804,184*
Disbursements:				
003-2015 Capital Purchases	42,492	42,491	42,491	21,245
018-2017 Capital Purchases & Proj	50,245	50,245	50,245	50,246
021-2018 Capital Purchases & Proj	79,066	79,066	79,066	79,066
022-2020 Capital Purchases & Proj	27,074	-	-	-
023-2020 Capital Purchases & Proj	159,445	159,446	159,446	159,445
024-2021 Capital Purchases & Proj	105,904	52,953	52,953	-
025-2021 Capital Purchases & Proj	26,177	26,176	26,176	26,176
026-2022 3-Yr Lease Purchases	108,019	108,019	108,019	54,009
120-2008 CO Bonds	176,970	-	-	-
124-2013 GO Bonds	234,685	232,619	232,619	231,738
125-2015 GO Refunding & Improvement Bonds	361,149	363,977	363,977	364,293
126-2016 GO Refunding & Improvement Bonds	746,034	741,350	741,350	742,750
127-2018 Combination Tax & CO bond	133,332	134,500	134,500	135,900
128-2018 GO Refunding & Improvement Bonds	440,248	440,000	440,000	440,400
129-2020 GO Refunding & Improvement Bonds	572,344	568,750	568,750	572,250
131-2021 GO Refunding Bonds	198,232	204,239	204,239	201,908
132-2021 GO Refunding Bonds	1,314,416	475,750	475,750	475,350
Total Disbursements	*$ 4,775,831*	*$ 3,679,581*	*$ 3,679,581*	*$ 3,554,776*
Revenue Less Disbursements	**$ (910,834)**	**$ 124,595**	**$ 124,603**	**$ 249,408**
Estimated Balance 9/30	**$ 608,255**	**$ 732,850**	**$ 732,858**	**$ 982,266**
Estimated Consolidated Cash	**$ 520,526**		**$ 586,671**	
	9/30/2021		***9/4/2024***	

The General Obligation Debt Service Fund accounts for the accumulation of resources for the payment of general debt principal, interest, and related costs. The revenue source is principally ad valorem taxes levied by the City.

REVENUE

G.O. INTEREST AND REDEMPTION FUND 4011
(DEBT SERVICE)

LINE ITEM DETAIL					
ACCOUNT NUMBER	ACCOUNT DESCRIPTION	ACTUAL 2023	AMENDED 2024	ESTIMATE 2024	PROPOSED 2025
TAXES					
41010	PROPERTY TAXES-CURRENT	3,711,079	3,644,164	3,644,164	3,644,164
41160	PROPERTY TAXES-DELINQUENT	27,220	55,000	55,000	55,000
41191	PROPERTY TAXES-PRIOR YEAR REFUNDS	-	-	-	-
41460	PROPERTY TAX-60 DAY ACCRUAL	6,538	-	-	-
	TOTAL TAXES	3,744,837	3,699,164	3,699,164	3,699,164
FINES & FORFEITURES					
41760	AD VALOREM TAX PENALTY & INTEREST	54,168	40,000	40,000	40,000
	TOTAL FINES & FORFEITURES	54,168	40,000	40,000	40,000
OTHER REVENUE					
49060	MISCELLANEOUS REVENUE	-	-	-	-
49230	PRIOR YEAR REFUNDS/RECOVERIES	-	-	-	-
49470	BOND PROCEEDS	-	-	-	-
49500	BOND PROCEEDS - OTHER SOURCES	-	-	-	-
46085	INTEREST INCOME-BANK	12	12	20	20
46160	INTEREST INCOME-INVESTMENTS	65,980	65,000	65,000	65,000
	TOTAL OTHER REVENUE	65,992	65,012	65,020	65,020
INTERGOVERNMENTAL REVENUE					
47259	TRANS IN FROM FUND 259	-	-	-	-
47320	TRANS IN FROM 2005 CO BOND FUND	-	-	-	-
47324	TRANS IN FROM 2006 CO BOND FUND	-	-	-	-
47330	TRANS IN FROM 2008 GO BOND FUND	-	-	-	-
	TOTAL INTERGOVERNMENTAL REV	-	-	-	-
FUND 4011 TOTAL REVENUES		3,864,997	3,804,176	3,804,184	3,804,184

EXPENDITURES

G.O. INTEREST & REDEMPTION FUND 4011
(DEBT SERVICE)

LINE ITEM DETAIL

ACCOUNT NUMBER	ACCOUNT DESCRIPTION	ACTUAL 2023	AMENDED 2024	ESTIMATE 2024	PROPOSED 2025
411-003: 2015 CAPITAL PURCHASES					
50025	2015 CAP PURCH-PRINCIPAL	40,578	41,504	41,504	21,106
50040	2015 CAP PURCH-INTEREST	1,914	987	987	139
	TOTAL 411-003	42,492	42,491	42,491	21,245
411-018: 2017 CAPITAL PURCHASES AND PROJECTS					
50025	2017 CAP PURCH-PRINCIPAL	46,136	47,175	47,175	48,238
50040	2017 CAP PURCH-INTEREST	4,109	3,070	3,070	2,008
	TOTAL 411-018	50,245	50,245	50,245	50,246
411-020: 2019 CAPITAL PURCHASES AND PROJECTS					
50025	2019 CAP PURCH-PRINCIPAL	-	-	-	-
50040	2019 CAP PURCH-INTEREST	-	-	-	-
	TOTAL 411-020	-	-	-	-
411-021: 2018 LEASE PURCHASES AND PROJECTS					
50025	2018 10 YEAR LEASE PURCH-PRINCIPAL	67,207	69,320	69,320	71,500
50040	2018 10 YEAR LEASE PURCH-INTEREST	11,859	9,746	9,746	7,566
	TOTAL 411-021	79,066	79,066	79,066	79,066
411-022: 2020 LEASE PURCHASES AND PROJECTS					
50025	2020 3 YEAR LEASE PURCH-PRINCIPAL	26,824	-	-	-
50040	2020 3 YEAR LEASE PURCH-INTEREST	250	-	-	-
		27,074	-	-	-
411-023: 2020 LEASE PURCHASES AND PROJECTS					
50025	2020 10 YEAR LEASE PURCH-PRINCIPAL	138,074	140,843	140,843	143,666
50040	2020 10 YEAR LEASE PURCH-INTEREST	21,371	18,603	18,603	15,779
	TOTAL 411-023	159,445	159,446	159,446	159,445
411-024: 2021 3-YR LEASE PURCHASES AND PROJECTS					
50025	2021 3 YEAR LEASE PURCH-PRINCIPAL	104,527	52,676	52,676	-
50040	2021 3 YEAR LEASE PURCH-INTEREST	1,377	277	277	-
	TOTAL 411-024	105,904	52,953	52,953	-
411-025: 2021 10-YR LEASE PURCHASES AND PROJECTS					
50025	2021 10 YEAR LEASE PURCH-PRINCIPAL	24,784	25,204	25,204	25,631
50040	2021 10 YEAR LEASE PURCH-INTEREST	1,393	972	972	545
	TOTAL 411-025	26,177	26,176	26,176	26,176
411-026: 2022 3-YR LEASE PURCHASES AND PROJECTS					
50025	2021 3 YEAR LEASE PURCH-PRINCIPAL	105,245	106,469	106,469	53,698
50040	2021 3 YEAR LEASE PURCH-INTEREST	2,774	1,550	1,550	311
	TOTAL 411-026	108,019	108,019	108,019	54,009
411-028: 2023 3-YR LEASE PURCHASES AND PROJECTS					
50025	2023 3 YEAR LEASE PURCH-PRINCIPAL	-	-	-	-
50040	2023 3 YEAR LEASE PURCH-INTEREST	-	-	-	-
	TOTAL 411-028	-	-	-	-
411-029: 2023 5-YR LEASE PURCHASES AND PROJECTS					
50025	2023 5 YEAR LEASE PURCH-PRINCIPAL	-	-	-	-
50040	2023 5 YEAR LEASE PURCH-INTEREST	-	-	-	-
	TOTAL 411-028	-	-	-	-

EXPENDITURES

G.O. INTEREST & REDEMPTION FUND 4011
(DEBT SERVICE)

LINE ITEM DETAIL

ACCOUNT NUMBER	ACCOUNT DESCRIPTION	ACTUAL 2023	AMENDED 2024	ESTIMATE 2024	PROPOSED 2025
411-120: 2008 GO BONDS					
50025	PRINCIPAL	176,970	-	-	-
50040	INTEREST	-	-	-	-
55040	INTEREST EXPENSE	-	-	-	-
	TOTAL 411-120	176,970	-	-	-
411-124: 2013 GO BONDS					
50025	PRINCIPAL	170,000	175,000	175,000	180,000
50040	INTEREST EXPENSE	61,425	55,619	55,619	50,738
55040	AUDITING/FINANCIAL SERVICES	3,260	2,000	2,000	1,000
	TOTAL 411-124	234,685	232,619	232,619	231,738
411-125: 2015 GO REFUNDING BONDS					
50025	PRINCIPAL	261,427	274,954	274,954	288,481
50040	INTEREST EXPENSE	98,251	87,523	87,523	74,812
55040	AUDITING/FINANCIAL SERVICES	1,471	1,500	1,500	1,000
	TOTAL 411-125	361,149	363,977	363,977	364,293
411-126: 2016 GO REFUNDING & IMPROVEMENT BONDS					
50025	PRINCIPAL	595,000	610,000	610,000	630,000
50040	INTEREST EXPENSE	148,425	130,350	130,350	111,750
55040	AUDITING/FINANCIAL SERVICES	2,609	1,000	1,000	1,000
	TOTAL 411-125	746,034	741,350	741,350	742,750
411-127: 2018 COMBINATION TAX AND CO BOND					
50025	2018 TAX AND CO BONDS	70,000	75,000	75,000	80,000
50040	2018 TAX AND CO BONDS	61,400	58,500	58,500	55,400
55040	AUDITING/FINANCIAL SERVICES	1,932	1,000	1,000	500
	TOTAL 411-127	133,332	134,500	134,500	135,900
411-128: 2018 GO REFUNDING AND IMPROVEMENT BONDS					
50025	2018 TAX AND CO BONDS	320,000	330,000	330,000	340,000
50040	2018 TAX AND CO BONDS	117,975	109,000	109,000	99,400
55040	AUDITING/FINANCIAL SERVICES	2,273	1,000	1,000	1,000
	TOTAL 411-128	440,248	440,000	440,000	440,400
411-129: 2020 GO REFUNDING AND IMPROVEMENT BONDS					
50025	2020 TAX AND CO BONDS	290,000	300,000	300,000	320,000
50040	2020 TAX AND CO BONDS	280,050	266,750	266,750	251,250
55040	AUDITING/FINANCIAL SERVICES	2,294	2,000	2,000	1,000
	TOTAL 411-129	572,344	568,750	568,750	572,250
411-131: 2021 GO REFUNDING BONDS					
50025	2021 GO REF BOND	176,762	185,000	185,000	185,000
50040	2021 GO REF BOND	20,570	18,239	18,239	15,908
55040	AUDITING/FINANCIAL SERVICES	900	1,000	1,000	1,000
	TOTAL 411-131	198,232	204,239	204,239	201,908

EXPENDITURES

G.O. INTEREST & REDEMPTION FUND 4011
(DEBT SERVICE)

LINE ITEM DETAIL

ACCOUNT NUMBER	ACCOUNT DESCRIPTION	ACTUAL 2023	AMENDED 2024	ESTIMATE 2024	PROPOSED 2025
411-132: 2022 CERTIFICATES OF OBLIGATION					
50025	2022 GO REF BOND	960,000	255,000	255,000	265,000
50040	2022 GO REF BOND	353,006	219,750	219,750	209,350
55040	AUDITING/FINANCIAL SERVICES	1,410	1,000	1,000	1,000
	TOTAL 411-132	1,314,416	475,750	475,750	475,350
FUND 4011 TOTAL EXPENDITURES		4,775,830	3,679,581	3,679,581	3,554,776

CITY OF CORSICANA

INTEREST AND SINKING FUND (4012)

WATER AND SEWER DEBT SERVICE

CHANGES IN FUND BALANCE

	ACTUAL 2023	AMENDED 2024	ESTIMATE 2024	PROPOSED 2025
Estimated Balance 10/1	**$ (393,393)**	**$ 318,882**	**$ 318,882**	**$ 353,896**
Revenue:				
Other Revenue	26,274	35,014	35,014	26,274
Intergovernmental Revenue	3,610,521	2,913,595	2,913,595	3,610,521
Total Revenue	*$ 3,636,795*	*$ 2,948,609*	*$ 2,948,609*	*$ 3,636,795*
Disbursements:				
022-2020 3 Year Capital Purchaes & Projects	10,416	-	-	10,416
024-2021 3 Year Capital Purchaes & Projects	60,768	30,414	30,414	-
026-2022 3 Year Capital Purchaes & Projects	81,904	81,904	81,904	40,952
028-2023 3-Year Lease Purchases & Projects		-		-
029-2023 5-Year Lease Purchases & Projects		-		-
120-2008 TWDB CO	130,619	132,672	132,672	129,011
125-2015 GO Refunding	367,185	365,300	365,300	359,750
126-2017 GO Refunding	1,001,314	1,004,116	1,004,116	1,002,204
128-2018 GO Refunding & Improvement Bonds	112	-	-	-
129-2020 Comb CO Refunding & Improvement Bonds	206,019	206,350	206,350	205,225
130-2020 GO Refunding	248,515	247,500	247,500	249,700
131-2021 GO Refunding	206,178	204,239	204,239	201,908
132-2022 GO Refunding	611,491	641,100	641,100	639,400
133-2024 Bonds	-	-	-	685,494
Total Disbursements	*$ 2,924,520*	*$ 2,913,595*	*$ 2,913,595*	*$ 3,524,060*
Revenue Less Disbursements	**$ 712,275**	**$ 35,014**	**$ 35,014**	**$ 112,735**
Estimated Balance 9/30	**$ 318,882**	**$ 353,896**	**$ 353,896**	**$ 466,631**
Estimated Consolidated Cash	**$ 74,304**		**$ 365,427**	
	9/30/2022		***9/4/2024***	

The Water and Sewer Debt Service Fund is used to accumulate the resources for and payment of principal and interest on bonds issued for improvements to the water and sewer system. The primary revenue source is proceeds from water and sewer customer user charges collected in the Water and Sewer Operating Fund through a transfer to this fund.

REVENUE

WATERWORKS AND SEWER SYSTEM INTEREST AND SINKING FUND 4012
(DEBT SERVICE)

LINE ITEM DETAIL

ACCOUNT NUMBER	ACCOUNT DESCRIPTION	ACTUAL 2023	AMENDED 2024	ESTIMATE 2024	PROPOSED 2025
OTHER REVENUE					
46085	INTEREST INCOME-INVESTMENTS	28	14	14	28
46160	INTEREST INCOME-INVESTMENTS	26,246	35,000	35,000	26,246
	TOTAL OTHER REVENUE	26,274	35,014	35,014	26,274
INTERGOVERNMENTAL REVENUE					
50617	TRANS IN FR FUND 259	-	-	-	-
47705	TRANS IN FR FUND 705	-	-	-	
47501	TRANS IN FR W/S UTILITIES	3,610,521	2,913,595	2,913,595	3,610,521
	TOTAL OTHER REVENUE	3,610,521	2,913,595	2,913,595	3,610,521
FUND 4012 TOTAL REVENUES		3,636,795	2,948,609	2,948,609	3,636,795

EXPENDITURES

WATERWORKS AND SEWER SYSTEM INTEREST AND SINKING FUND 4012

(DEBT SERVICE)

LINE ITEM DETAIL					
ACCOUNT NUMBER	ACCOUNT DESCRIPTION	ACTUAL 2023	AMENDED 2024	ESTIMATE 2024	PROPOSED 2025
412-022: 2020 CAPITAL PURCHASES AND PROJECTS					
50025	2020 CAP PURCH-PRINCIPAL	10,319	-	-	10,319
50040	2020 CAP PURCH-INTEREST	96	-	-	97
	TOTAL 412-019	10,416	-	-	10,416
412-024: 2021 CAPITAL PURCHASES AND PROJECTS					
50025	2021 CAP PURCH-PRINCIPAL	59,978	30,255	30,255	-
50040	2021 CAP PURCH-INTEREST	790	159	159	-
	TOTAL 412-019	60,768	30,414	30,414	-
412-026: 2022 3-YR LEASE PURCHASES AND PROJECTS					
50025	2021 3 YEAR LEASE PURCH-PRINCIPAL	79,800	80,729	80,729	40,716
50040	2021 3 YEAR LEASE PURCH-INTEREST	2,104	1,175	1,175	236
	TOTAL 412-026	81,904	81,904	81,904	40,952
412-028: 2023 3-YR LEASE PURCHASES AND PROJECTS					
50025	2021 3 YEAR LEASE PURCH-PRINCIPAL	-	-	-	-
50040	2021 3 YEAR LEASE PURCH-INTEREST	-	-	-	-
	TOTAL 412-026	-	-	-	-
412-029: 2023 5-YR LEASE PURCHASES AND PROJECTS					
50025	2021 3 YEAR LEASE PURCH-PRINCIPAL	-	-	-	-
50040	2021 3 YEAR LEASE PURCH-INTEREST	-	-	-	-
	TOTAL 412-026	-	-	-	-
412-120: 2009 TWDB CO					
55040	AUDITING/FINANCIAL SERVICES	2,353	2,000	2,000	1,500
50025	PRINCIPAL	110,000	115,000	115,000	115,000
50040	INTEREST EXPENSE	18,267	15,672	15,672	12,511
	TOTAL 412-120	130,619	132,672	132,672	129,011
412-125: 2015 GO REFUNDING					
55040	AUDITING/FINANCIAL SERVICES	935	1,000	1,000	1,000
50025	PRINCIPAL	330,000	340,000	340,000	350,000
50040	INTEREST EXPENSE	36,250	24,300	24,300	8,750
	TOTAL 412-125	367,185	365,300	365,300	359,750
412-126: 2017 GO REFUNDING					
55040	AUDITING/FINANCIAL SERVICES	835	2,000	2,000	1,500
50025	PRINCIPAL	905,000	925,000	925,000	945,000
50040	INTEREST EXPENSE	95,479	77,116	77,116	55,704
	TOTAL 412-126	1,001,314	1,004,116	1,004,116	1,002,204
412-128: 2018 GO REFUNDING & IMP BONDS					
55040	AUDITING/FINANCIAL SERVICES	112	-	-	-
50025	PRINCIPAL	-	-	-	-
50040	INTEREST EXPENSE	-	-	-	-
	TOTAL 412-128	112	-	-	-

EXPENDITURES

WATERWORKS AND SEWER SYSTEM INTEREST AND SINKING FUND 4012

(DEBT SERVICE)

LINE ITEM DETAIL					
ACCOUNT NUMBER	ACCOUNT DESCRIPTION	ACTUAL 2023	AMENDED 2024	ESTIMATE 2024	PROPOSED 2025
412-129: 2020 COMB CO REV					
55040	AUDITING/FINANCIAL SERVICES	819	1,000	1,000	500
50025	PRINCIPAL	105,000	110,000	110,000	115,000
50040	INTEREST EXPENSE	100,200	95,350	95,350	89,725
	TOTAL 412-129	206,019	206,350	206,350	205,225
412-130: 2020 COMB GO REFUNDING & IMP BONDS					
55040	AUDITING/FINANCIAL SERVICES	634	500	500	500
50025	PRINCIPAL	185,000	190,000	190,000	200,000
50040	INTEREST EXPENSE	62,881	57,000	57,000	49,200
	TOTAL 412-130	248,515	247,500	247,500	249,700
412-131: 2021 GO REFUNDING BOND					
55040	AUDITING/FINANCIAL SERVICES	900	1,000	1,000	1,000
50025	PRINCIPAL	185,000	185,000	185,000	185,000
50040	INTEREST EXPENSE	20,278	18,239	18,239	15,908
	TOTAL 412-131	206,178	204,239	204,239	201,908
412-132: 2022 CERTIFICATES OF OBLIGATION					
55040	AUDITING/FINANCIAL SERVICES	1,268	1,000	1,000	1,000
50025	PRINCIPAL	290,000	410,000	410,000	425,000
50040	INTEREST EXPENSE	320,223	230,100	230,100	213,400
	TOTAL 412-132	611,491	641,100	641,100	639,400
412-133: 2024 Bonds					
55040	AUDITING/FINANCIAL SERVICES	-	-	-	1,000
50025	PRINCIPAL			-	150,000
50040	INTEREST EXPENSE		-	-	534,494
	TOTAL 412-133	-	-	-	685,494
FUND 4012 TOTAL EXPENDITURES		2,924,520	2,913,595	2,913,595	3,524,060

CITY OF CORSICANA

UTILITY DEPOSITS FUND (7006)
WATER AND SEWER

CHANGES IN CUSTOMER UTILITY DEPOSITS

		ACTUAL 2023	AMENDED 2024	ESTIMATE 2024	PROPOSED 2025
Estimated Cash Balance 10/1		**$ 747,688**	**$ 841,898**	**$ 841,898**	**$ 939,238**
Revenue:					
46085	Interest Earnings	-	-	-	-
46160	Interest Earnings	34,668	400	40,000	40,000
47501	Increase in Customer Deposits	59,542	7,000	57,340	60,000
		$ 94,210	*$ 7,400*	*$ 97,340*	*$ 100,000*
Disbursements:		-	-	-	-
	Total Disbursements	*$ -*	*$ -*	*$ -*	*$ -*
		$ 841,898	**$ 849,298**	**$ 939,238**	**$ 1,039,238**
Estimated Cash Balance 9/30					
		$ 881,156		**$ 972,860**	
		9/30/2023		***9/4/2024***	

CITY OF CORSICANA

SANITATION LANDFILL CLOSURE RESERVE FUND (7008)

CHANGES IN RESTRICTED CASH BALANCE

	ACTUAL 2023	AMENDED 2024	ESTIMATE 2024	PROPOSED 2025
Estimated Cash Balance 10/1	**$ 271,523**	**$ 282,962**	**$ 282,962**	**$ 300,962**
Revenue:				
Other Revenue	1,439	140	8,000	3,000
Transfer from Sanitation Fund	10,000	10,000	10,000	10,000
Total Revenue	*$ 11,439*	*$ 10,140*	*$ 18,000*	*$ 13,000*
Total Amount Available	**$ 282,962**	**$ 293,102**	**$ 300,962**	**$ 313,962**
Disbursements:				
	-	-	-	-
Total Disbursements	*$ -*	*$ -*	*$ -*	*$ -*
Estimated Cash Balance 9/30	**$ 282,962**	**$ 293,102**	**$ 300,962**	**$ 313,962**
	$ 282,962		**$ 303,517**	
	9/30/2023		***9/4/2024***	

This fund was established to comply with Federal and State statutes for funding the required portion of closure and post-closure costs of the landfill.

CORSICANA

EST. 1848

City of Corsicana
Fiscal Year 2025
Full Time Personnel Schedule Detail
By Department

Pay Grade	Position Titles	Amended 2023	Adopted 2024	Amended 2024	FY 2025	Dept Number	Department Name
General Fund							
34	City Manager	1.00	1.00	1.00	1.00	100-020	Administration
27	Sr. Executive Secretary	1.00	1.00	1.00	1.00	100-020	Administration
		2.00	2.00	2.00	2.00		
31	Human Resources Director	0.60	0.60	0.60	0.60	100-050	Human Resources
22	Human Resources Generalist	0.70	0.70	0.70	0.70	100-050	Human Resources
		1.30	1.30	1.30	1.30		
31	Human Resources Director	0.40	0.40	0.40	0.40	100-060	Civil Service
22	Human Resources Generalist	0.30	0.30	0.30	0.30	100-060	Civil Service
		0.70	0.70	0.70	0.70		
32	Director of Finance/City Secretary	1.00	1.00	1.00	1.00	100-080	Finance/City Secretary
28	Asst. Finance Director	1.00	1.00	1.00	1.00	100-080	Finance/City Secretary
25	Accountant	1.00	1.00	1.00	1.00	100-080	Finance/City Secretary
26	Accountant/AP/Fire Pension	-	-	1.00	1.00	100-080	Finance/City Secretary
23	Finance Clerk/Receptionist	1.00	1.00	1.00	1.00	100-080	Finance/City Secretary
24	Finance Clerk/Deputy City Secretary			1.00	1.00	100-080	Finance/City Secretary
23	Finance Clerk	1.00	1.00	-	-	100-080	Finance/City Secretary
		5.00	5.00	6.00	6.00		
	Total General Government Division	*9.00*	*9.00*	*10.00*	*10.00*		
28	Court Administrator	1.00	1.00	1.00	1.00	100-040	Municipal Court
20	Deputy Court Clerk	1.00	1.00	1.00	1.00	100-040	Municipal Court
		2.00	2.00	2.00	2.00		
	Total Judicial Division	*2.00*	*2.00*	*2.00*	*2.00*		
32	Chief of Police	1.00	1.00	1.00	1.00	100-110	Police
27	Telecommunications Supervisor	1.00	1.00	1.00	1.00	100-110	Police
25	Telecommunicator	8.00	8.00	8.00	8.00	100-110	Police
21	Property/Evidence Technician	1.00	1.00	1.00	1.00	100-110	Police
20	Records Clerk	3.00	3.00	3.00	3.00	100-110	Police
20	Police Department Secretary	1.00	1.00	1.00	1.00	100-110	Police
PCS-5	Assistant Chief of Police	1.00	1.00	1.00	1.00	100-110	Police
PCS-4	Captain	1.00	1.00	1.00	1.00	100-110	Police
PCS-3A	Lieutenant	2.00	2.00	2.00	2.00	100-110	Police
PCS-3	Sergeant	5.00	5.00	5.00	5.00	100-110	Police
PCS-2	Corporal	5.00	5.00	5.00	5.00	100-110	Police
PCS-1	Police Officer	31.00	31.00	31.00	31.00	100-110	Police
		60.00	60.00	60.00	60.00		
32	Fire Chief	1.00	1.00	1.00	1.00	100-120	Fire
22	Fire Department Sr. Fire Dept. Secretary	1.00	1.00	1.00	1.00	100-120	Fire
FCS-5	Assistant Chief	1.00	1.00	1.00	1.00	100-120	Fire
FCS-4	Battalion Chief	4.00	4.00	4.00	4.00	100-120	Fire
FCS-4	Battalion Chief/Fire Marshal	1.00	1.00	1.00	1.00	100-120	Fire
FCS-3	Captain	12.00	12.00	12.00	12.00	100-120	Fire
FCS-2	Driver/Operator	12.00	12.00	12.00	12.00	100-120	Fire
FCS-1	Firefighter	12.00	12.00	12.00	12.00	100-120	Fire
		44.00	44.00	44.00	44.00		

City of Corsicana
Fiscal Year 2025
Full Time Personnel Schedule Detail
By Department

Pay Grade	Position Titles	Amended 2023	Adopted 2024	Amended 2024	FY 2025	Dept Number	Department Name
26	Animal Services Manager	0.50	0.50	0.50	0.50	100-210	Animal Control
21	Animal Control Officer	2.00	2.00	2.00	2.00	100-210	Animal Control
		2.50	2.50	2.50	2.50		
26	Animal Services Manager	0.50	0.50	0.50	0.50	100-215	Animal Shelter
19	Animal Care Technician	1.00	1.00	1.00	1.00	100-215	Animal Shelter
		1.50	1.50	1.50	1.50		
	Total Public Safety Division	*108.00*	*108.00*	*108.00*	*108.00*		
30	Planning & Zoning Manager	0.50	0.50	0.50	0.50	100-140	Inspections
26	Building Inspector	1.00	1.00	-	-	100-140	Inspections
30	Building Inspector	-	-	1.00	1.00	100-140	Inspections
24	Engineering Specialist I	0.20	-		-	100-140	Inspections
20	Permit Clerk (prev. Secretary)	1.00	1.00	1.00	1.00	100-140	Inspections
		2.70	2.50	2.50	2.50		
30	Planning & Zoning Manager	0.50	0.50	0.50	0.50	100-150	Planning & Zoning
20	Secretary-Engineering Svcs.	0.25	0.25	0.25	0.25	100-150	Planning & Zoning
		0.75	0.75	0.75	0.75		
24	Code Compliance Officer	1.00	1.00	1.00	1.00	100-350	Code Compliance
20	Code Compliance Clerk	1.00	1.00	1.00	1.00	100-350	Code Compliance
		2.00	2.00	2.00	2.00		
	Total Community Supp. Svcs. Division	*5.45*	*5.25*	*5.25*	*5.25*		
27	Information Systems Technician	1.00	1.00	1.00	1.00	100-310	Information Technology
		1.00	1.00	1.00	1.00		
31	Engineering Director	1.00	1.00	1.00	1.00	100-320	Engineering
27	Chief Design Technician	1.00	1.00	1.00	1.00	100-320	Engineering
26	GIS/CAD Technician	1.00	1.00	-	-	100-320	Engineering
26	Survey Party Chief	1.00	1.00	1.00	1.00	100-320	Engineering
24	Engineering Specialist I	0.40	0.60	0.60	0.60	100-320	Engineering
20	Secretary-Engineering Svcs.	0.50	0.50	0.50	0.50	100-320	Engineering
		4.90	5.10	4.10	4.10		
32	Public Works Director	0.50	0.50	0.50	0.50	100-330	Streets
30	Assistant Public Works Direcctor	0.50	0.50	0.50	0.50	100-330	Streets
28	Division Manager	1.00	1.00	1.00	1.00	100-330	Streets
26	Street Maintenance Supervisor	1.00	1.00	1.00	1.00	100-330	Streets
24	Special Equipment Operator	-	1.00	1.00	1.00	100-330	Streets
23	Transportation Services Supv.	-	1.00	1.00	1.00	100-330	Streets
23	Heavy Equipment Operator	-	2.00	2.00	2.00	100-330	Streets
23	Special Equipment Operator	1.00	-	-	-	100-330	Streets
22	Lt. Equipment Operator	-	5.00	5.00	5.00	100-330	Streets
22	Crew Chief	-	1.00	1.00	1.00	100-330	Streets
21	Street Laborer	-	2.00	2.00	2.00	100-330	Streets
22	Heavy Equipment Operator	2.00	-	-	-	100-330	Streets
22	Transportation Services Supv.	1.00	-	-	-	100-330	Streets
21	Crew Chief	1.00	-	-	-	100-330	Streets
21	Light Equipment Operator	5.00	-	-	-	100-330	Streets
20	Public Works Secretary	0.50	0.50	0.50	0.50	100-330	Streets
19	Laborer	2.00	-	-	-	100-330	Streets
		15.50	15.50	15.50	15.50		
	Total Public Works Division	*21.40*	*21.60*	*20.60*	*20.60*		

City of Corsicana
Fiscal Year 2025
Full Time Personnel Schedule Detail
By Department

Pay Grade	Position Titles	Amended 2023	Adopted 2024	Amended 2024	FY 2025	Dept Number	Department Name
31	Parks & Recreation Director	1.00	1.00	1.00	1.00	100-410	Parks & Recreation
26	Park Patrol/Superintendent	0.50	0.50	0.50	0.50	100-410	Parks & Recreation
25	Assistant Superintendent	1.00	1.00	1.00	1.00	100-410	Parks & Recreation
22	Parks & Recreation Sr. Secretary	1.00	1.00	1.00	1.00	100-410	Parks & Recreation
19	Laborer	5.00	5.00	5.00	5.00	100-410	Parks & Recreation
		8.50	8.50	8.50	8.50		
26	Park Patrol/Superintendent	0.50	0.50	0.50	0.50	100-420	Lakes & Grounds
		0.50	0.50	0.50	0.50		
24	Activity Director	1.00	1.00	1.00	1.00	100-430	Senior Activity Center
19	Laborer	0.50	0.50	0.50	0.50	100-430	Senior Activity Center
		1.50	1.50	1.50	1.50		
31	Library Director	1.00	1.00	1.00	1.00	100-460	Library
23	Asst. Library Director/Cataloger	1.00	1.00	1.00	1.00	100-460	Library
20	Administrative Svcs Technician	1.00	1.00	1.00	1.00	100-460	Library
20	Circulation Technician	1.00	1.00	1.00	-	100-460	Library
20	Customer Service Technician	1.00	1.00	1.00	1.00	100-460	Library
		5.00	5.00	5.00	4.00		
	Total Cultural and Leisure Division	15.50	15.50	15.50	14.50		
24	Warehouse Specialist	1.00	1.00	1.00	1.00	100-530	Service Center
21	Maintenance Service Worker	-	1.00	1.00	1.00	100-530	Service Center
19	Maintenance Service Worker	1.00	-	-	-	100-530	Service Center
19	Mechanic Assistant	1.00	1.00	1.00	1.00	100-530	Service Center
		3.00	3.00	3.00	3.00		
19	Sr. Custodian	1.00	1.00	1.00	1.00	100-540	Municipal Buildings
		1.00	1.00	1.00	1.00		
	Total Bldg./Equip. Maint. Division	*4.00*	*4.00*	*4.00*	*4.00*		
	Total General Fund	**165.35**	**165.35**	**165.35**	**164.35**		

City of Corsicana
Fiscal Year 2025
Full Time Personnel Schedule Detail
By Department

Pay Grade	Position Titles	Amended 2023	Adopted 2024	Amended 2024	FY 2025	Dept Number	Department Name
Hotel/Motel Fund							
20	Curator	1.00	1.00	1.00	1.00	201-200	Pioneer Village
19	Laborer	0.50	0.50	0.50	0.50	201-200	Pioneer Village
30	Main Street Director	1.00	1.00	1.00	1.00	201-300	Main Street
20	Main Street/Tourism Assistant	0.50	0.50	0.50	0.50	201-500	Tourism
	Total Hotel/Motel Fund	**3.00**	**3.00**	**3.00**	**3.00**		
Convention & Visitors Bureau							
20	Main Street/Tourism Assistant	0.50	0.50	1.50	1.50	290-100	CVB
	Total Convention/Visitors Bureau Fund	**0.50**	**0.50**	**1.50**	**1.50**		
Airport Fund							
32	Public Works Director	0.125	0.125	0.125	0.125	202-100	Airport
28	Airport Manager	1.00	1.00	1.00	1.00	202-100	Airport
	Total Airport Fund	**1.125**	**1.125**	**1.125**	**1.125**		
Cemetery Fund							
24	Engineering Specialist I	0.40	0.40	0.40	0.40	203-355	Cemetery Administration
20	Secretary-Engineering Svcs.	0.25	0.25	0.25	0.25	203-355	Cemetery Administration
	Total Cemetery Fund	**0.65**	**0.65**	**0.65**	**0.65**		
Economic Development Fund							
32	Director of Economic Development	1.00	1.00	1.00	1.00	212-100	Economic Development
	Total Economic Development Fund	**1.00**	**1.00**	**1.00**	**1.00**		
Utility Operating Fund							
32	Environmental Svcs. Director	0.15	0.15	0.15	0.15	501-120	Environmental S & A
29	Laboratory Manager	1.00	1.00	1.00	1.00	501-120	Environmental S & A
29	Environmental Specialist	1.00	1.00	1.00	-	501-120	Environmental S & A
27	Asst. Laboratory Manager	1.00	1.00	1.00	1.00	501-120	Environmental S & A

City of Corsicana
Fiscal Year 2025
Full Time Personnel Schedule Detail
By Department

Pay Grade	Position Titles	Amended 2023	Adopted 2024	Amended 2024	FY 2025	Dept Number	Department Name
26	Industrial Wst/Bckflow Control Officer	1.00	1.00	1.00	1.00	501-120	Environmental S & A
23	Lab Technician	2.00	2.00	2.00	2.00	501-120	Environmental S & A
20	Environmental Services Secretary	0.25	0.25	0.25	0.25	501-120	Environmental S & A
		6.40	6.40	6.40	5.40		
32	Environmental Svcs. Director	0.15	0.15	0.15	0.15	501-131	Overland Flow
29	Superintendent	0.50	0.50	0.50	0.50	501-131	Overland Flow
27	Assistant Superintendent	1.00	1.00	1.00	1.00	501-131	Overland Flow
24	Maintenance Technician	1.00	1.00	1.00	1.00	501-131	Overland Flow
23	Operator	1.00	1.00	1.00	1.00	501-131	Overland Flow
		3.65	3.65	3.65	3.65		
32	Environmental Svcs. Director	0.25	0.25	0.25	0.25	501-132	WW Reclamation Ctr.
29	Superintendent	0.50	0.50	0.50	0.50	501-132	WW Reclamation Ctr.
27	Assistant Superintendent	1.00	1.00	1.00	1.00	501-132	WW Reclamation Ctr.
25	Plant Technician	1.00	1.00	1.00	1.00	501-132	WW Reclamation Ctr.
24	Maintenance Technician	1.00	1.00	1.00	1.00	501-132	WW Reclamation Ctr.
23	Operator	5.00	5.00	5.00	5.00	501-132	WW Reclamation Ctr.
20	Environmental Services Secretary	0.25	0.25	0.25	0.25	501-132	WW Reclamation Ctr.
		9.00	9.00	9.00	9.00		
23	Lift Station Maintenance Technician	1.00	1.00	1.00	1.00	501-133	Lift Stations
		1.00	1.00	1.00	1.00		
32	Environmental Svcs. Director	0.15	0.15	0.15	0.15	501-141	Navarro Mills WTP
29	Superintendent	0.50	0.50	0.50	0.50	501-141	Navarro Mills WTP
27	Assistant Superintendent	1.00	1.00	1.00	1.00	501-141	Navarro Mills WTP
25	Plant Technician	1.00	1.00	1.00	1.00	501-141	Navarro Mills WTP
24	Maintenance Chief	1.00	1.00	1.00	1.00	501-141	Navarro Mills WTP
23	Water Treatment Operator	5.00	5.00	5.00	5.00	501-141	Navarro Mills WTP
20	Environmental Services Secretary	0.25	0.25	0.25	0.25	501-141	Navarro Mills WTP
		8.90	8.90	8.90	8.90		
32	Environmental Svcs. Director	0.15	0.15	0.15	0.15	501-142	Lake Halbert WTP
29	Superintendent	0.50	0.50	0.50	0.50	501-142	Lake Halbert WTP
27	Assistant Superintendent	1.00	1.00	1.00	1.00	501-142	Lake Halbert WTP
24	Maintenance Chief	1.00	1.00	1.00	1.00	501-142	Lake Halbert WTP
23	Water Treatment Operator	4.00	4.00	4.00	4.00	501-142	Lake Halbert WTP
		6.65	6.65	6.65	6.65		
32	Public Works Director	0.25	0.25	0.25	0.25	501-200	Utility Maintenance
30	Assistant Public Works Director	0.50	0.50	0.50	0.50	501-200	Utility Maintenance
28	Project Coordinator	-	1.00	1.00	1.00	501-200	Utility Maintenance
27	Project Coordinator	1.00	-	-	-	501-200	Utility Maintenance
28	Supervisor	-	1.00	1.00	1.00	501-200	Utility Maintenance
27	Supervisor	1.00	-	-	-	501-200	Utility Maintenance
26	Crew Chief	4.00	4.00	4.00	4.00	501-200	Utility Maintenance
24	Equipment Operator	-	4.00	4.00	4.00	501-200	Utility Maintenance
23	Equipment Operator	4.00	-		-	501-200	Utility Maintenance
22	Repairman	-	5.00	5.00	5.00	501-200	Utility Maintenance
21	Repairman	5.00	-	-	-	501-200	Utility Maintenance
20	Public Works Secretary	0.25	0.25	0.25	0.25	501-200	Utility Maintenance
20	Service Center Specialist	1.00	1.00	1.00	1.00	501-200	Utility Maintenance
		17.00	17.00	17.00	17.00		
26	Crew Chief	1.00	1.00	1.00	1.00	501-300	Utility Line Replacement

City of Corsicana
Fiscal Year 2025
Full Time Personnel Schedule Detail
By Department

Pay Grade	Position Titles	Amended 2023	Adopted 2024	Amended 2024	FY 2025	Dept Number	Department Name
24	Equipment Operator	-	1.00	1.00	1.00	501-300	Utility Line Replacement
23	Equipment Operator	1.00	-	-	-	501-300	Utility Line Replacement
22	Repairman	-	1.00	1.00	1.00	501-300	Utility Line Replacement
21	Repairman	1.00	-	-	-	501-300	Utility Line Replacement
		3.00	3.00	3.00	3.00		
30	Utility Billing Manager	1.00	1.00	1.00	1.00	501-400	Utility Billing
27	Utility Billing Supervisor	1.00	1.00	1.00	1.00	501-400	Utility Billing
24	Lead Service Technician	1.00	1.00	1.00	1.00	501-400	Utility Billing
24	Billing Supervisor	1.00	1.00	-	-	501-400	Utility Billing
23	Utility Analyst	1.00	1.00	-	-	501-400	Utility Billing
20	Customer Service Representative I	1.00	1.00	2.00	2.00	501-400	Utility Billing
22	Field Service Technician	-	1.00	1.00	1.00	501-400	Utility Billing
21	Field Service Technician	1.00	-	-	-	501-400	Utility Billing
		7.00	7.00	6.00	6.00		
	Total Utility Operating Fund	**62.60**	**62.60**	**61.60**	**60.60**		
Total Sanitation Operating Fund							
32	Environmental Svcs. Director	0.15	0.15	0.15	0.15	502-100	Sanitation Landfill
29	Superintendent	1.00	1.00	1.00	1.00	502-100	Sanitation Landfill
27	Assistant Superintendent	1.00	1.00	1.00	1.00	502-100	Sanitation Landfill
24	Site Technician	1.00	1.00	1.00	1.00	502-100	Sanitation Landfill
22	Heavy Equipment Oper/Gate Attendant	3.00	3.00	4.00	4.00	502-100	Sanitation Landfill
20	Environmental Services Secretary	0.25	0.25	0.25	0.25	502-100	Sanitation Landfill
20	Record Mgr/Billing Tech	1.00	1.00	-	-	502-100	Sanitation Landfill
		7.40	7.40	7.40	7.40		
32	Public Works Director	0.125	0.125	0.125	0.125	502-300	Bulk Solid Waste
28	Supervisor	1.00	1.00	1.00	1.00	502-300	Bulk Solid Waste
24	Heavy Equip Oper-BSW	-	1.00	1.00	1.00	502-300	Bulk Solid Waste
21	Laborer	-	3.00	3.00	3.00	502-300	Bulk Solid Waste
21	Light Equipment Operator	3.00	2.00	2.00	2.00	502-300	Bulk Solid Waste
20	Public Works Secretary	0.25	0.25	0.25	0.25	502-300	Bulk Solid Waste
19	Laborer	3.00	-	-	-	502-300	Bulk Solid Waste
		7.375	7.375	7.375	7.375		
	Total Sanitation Operating Fund	**14.775**	**14.775**	**14.775**	**14.775**		
Total EMS Operating Fund							
FCS-1	Firefighter	3.00	3.00	3.00	3.00	503-125	EMS
	Total EMS Operating Fund	**3.00**	**3.00**	**3.00**	**3.00**		
	Total Full Time Personnel	***252.00***	***252.00***	***252.00***	***250.00***		

City of Corsicana
Fiscal Year 2025

Summary of Full Time Personnel

* Fund *Division* Department		Amended 2023	Amended 2024	FY 2025
*** General Fund**				
General Government Division				
Administration		2.000	2.000	**2.000**
Human Resources		1.300	1.300	**1.300**
Civil Service		0.700	0.700	**0.700**
Finance		5.000	6.000	**6.000**
		9.000	10.000	**10.000**
Judicial Division				
Municipal Court		2.000	2.000	**2.000**
		2.000	2.000	**2.000**
Public Safety Division				
Police		60.000	60.000	**60.000**
Fire		44.000	44.000	**44.000**
Animal Control		2.500	2.500	**2.500**
Animal Shelter		1.500	1.500	**1.500**
		108.000	108.000	**108.000**
Community Support Svcs. Division				
Inspection		2.700	2.500	**2.500**
Planning & Zoning		0.750	0.750	**0.750**
Code Compliance		2.000	2.000	**2.000**
		5.450	5.250	**5.250**
Public Works Division				
Information Technology		1.000	1.000	**1.000**
Engineering		4.900	4.100	**4.100**
Streets		15.500	15.500	**15.500**
		21.400	20.600	**20.600**
Community and Cultural Division				
Parks & Recreation		8.500	8.500	**8.500**
Lakes & Grounds		0.500	0.500	**0.500**
Senior Activity Center		1.500	1.500	**1.500**
Library		5.000	5.000	**4.000**
		15.500	15.500	**14.500**
Bldg./Equip. Maint. Division				
Service Center		3.000	3.000	**3.000**
Municipal Buildings		1.000	1.000	**1.000**
		4.000	4.000	**4.000**
Total General Operating Fund		165.350	165.350	**164.350**
*** Special Revenue Funds**				
Pioneer Village	Hotel Fund	1.500	1.500	**1.500**
Main Street	Hotel Fund	1.000	1.000	**1.000**
Visitor Center	Hotel Fund	0.500	1.000	**1.000**
CVB	Convention/Visitors Bureau	0.500	1.000	**1.000**
Cemetery Administrati	Cemetery Fund	0.650	0.650	**0.650**
Cemetery Maint.	Cemetery Fund	-	-	**-**
Airport Operating	Airport Fund	1.125	1.125	**1.125**
Economic Developmen	Economic Development Fund	1.000	1.000	**1.000**
Total Special Revenue Funds		6.275	7.275	**7.275**
*** Enterprise Funds**				
Utility Operating Fund				
Environmental Services and Analysis		6.400	6.400	**5.400**
Wastewater-Overland Flow Plant		3.650	3.650	**3.650**
WW Reclamation Center		9.000	9.000	**9.000**
Lift Stations		1.000	1.000	**1.000**
Water Treatment Plant-Navarro Mills		8.900	8.900	**8.900**
Water Treatment Plant-Lake Halbert		6.650	6.650	**6.650**
Utility System Maintenance		17.000	17.000	**17.000**
Utility Line Replacement		3.000	3.000	**3.000**
Utility Billing and Collections		7.000	6.000	**6.000**
		62.600	61.600	**60.600**
Sanitation Operating Fund				
Landfill		7.400	7.400	**7.400**
Bulk Solid Waste Pick-Up		7.375	7.375	**7.375**
		14.775	14.775	**14.775**
E. M. S. Operating Fund				
Emergency Medical Services		3.000	3.000	**3.000**
		3.000	3.000	**3.000**
Total Enterprise Funds		80.375	79.375	**78.375**
*** Grand Total all Funds**		252.000	252.000	250.000

City of Corsicana

Summary of Part Time Personnel

* Fund *Division* Department	Amended 2022	Adopted 2023	Amended 2023	FY 2024
*** General Fund**				
General Government Division				
Civil Service	1.00	**1.00**	**1.00**	**1.00**
Finance	-	**1.00**	**1.00**	**1.00**
	1.00	**2.00**	**2.00**	**2.00**
Public Safety Division				
Police	2.00	**2.00**	**2.00**	**2.00**
Fire	-	**1.00**	**1.00**	**-**
Animal Shelter	-	**-**	**-**	**-**
	2.00	**3.00**	**3.00**	**2.00**
Community Support Svcs. Division				
Code Compliance	-	**1.00**	**1.00**	**-**
	-	**1.00**	**1.00**	**-**
Public Works Division				
Streets	-	**-**	**-**	**-**
	-	**-**	**-**	**-**
Community and Cultural Division				
Parks and Recreation	-	**-**	**-**	**-**
Lakes and Grounds	-	**-**	**-**	**-**
Sr. Activity Center	1.00	**1.00**	**1.00**	**1.00**
Swimming Pool**	10.00	**10.00**	**10.00**	**10.00**
Library	4.00	**4.00**	**4.00**	**4.00**
	15.00	**15.00**	**15.00**	**15.00**
Total General Operating Fund	18.00	**20.00**	**20.00**	**19.00**
*** Special Revenue Funds**				
Advertising-Tourism/Hotel Fund	-	**-**	**-**	**-**
Total Special Revenue Funds	-	**-**	**-**	**-**
*** Utility Fund**				
Utility Maintenance	-	**-**	**-**	**-**
Total Utility Fund	-	**-**	**-**	**-**
*** Sanitation Fund**				
Bulk Solid Waste Pick Up	-	**-**	**-**	**-**
Total Sanitation Fund	-	**-**	**-**	**-**
*** Grand Total all Funds**	18.00	**20.00**	**20.00**	**19.00**
Mayor and Council	5.00	**5.00**	**5.00**	**5.00**
City Attorney (Legal)	1.00	**1.00**	**1.00**	**1.00**
Municipal Judge (Court)	1.00	**1.00**	**1.00**	**1.00**
	7.00	**7.00**	**7.00**	**7.00**

CITY OF CORSICANA

2025 SALARY PLAN SUMMARY

*** STEP PAY POSITIONS ***														
				Step 1	Step 2	Step 3	Step 4	Step 5	Step 6	Step 7	Step 8	Step 9	Step 10	Step 11
Grade	Frequency	Minimum	Maximum	Base	2 YRS	4 YRS	6 YRS	8 YRS	10 YRS	12 YRS	14 YRS	16 YRS	18 YRS	20 YRS
19	Annual	38,251	51,709	38,251	39,395	40,581	41,808	43,077	44,387	45,760	47,174	48,630	50,128	51,709
	Monthly	3,188	4,309	3,188	3,283	3,382	3,484	3,590	3,699	3,813	3,931	4,053	4,177	4,309
	Bi-Weekly	1471.20	1988.80	1471.20	1515.20	1560.80	1608.00	1656.80	1707.20	1760.00	1814.40	1870.40	1928.00	1988.80
	Hourly	18.390	24.860	18.390	18.940	19.510	20.100	20.710	21.340	22.000	22.680	23.380	24.100	24.860
20	Annual	39,458	53,435	39,458	40,664	41,891	43,181	44,491	45,864	47,278	48,734	50,253	51,813	53,435
	Monthly	3,288	4,453	3,288	3,389	3,491	3,598	3,708	3,822	3,940	4,061	4,188	4,318	4,453
	Bi-Weekly	1517.60	2055.20	1517.60	1564.00	1611.20	1660.80	1711.20	1764.00	1818.40	1874.40	1932.80	1992.80	2055.20
	Hourly	18.970	25.690	18.970	19.550	20.140	20.760	21.390	22.050	22.730	23.430	24.160	24.910	25.690
21	Annual	40,206	54,475	40,206	41,434	42,682	43,992	45,344	46,738	48,173	49,670	51,230	52,832	54,475
	Monthly	3,351	4,540	3,351	3,453	3,557	3,666	3,779	3,895	4,014	4,139	4,269	4,403	4,540
	Bi-Weekly	1546.40	2095.20	1546.40	1593.60	1641.60	1692.00	1744.00	1797.60	1852.80	1910.40	1970.40	2032.00	2095.20
	Hourly	19.330	26.190	19.330	19.920	20.520	21.150	21.800	22.470	23.160	23.880	24.630	25.400	26.190
22	Annual	41,600	56,430	41,600	42,848	44,158	45,510	46,925	48,381	49,878	51,438	53,040	54,704	56,430
	Monthly	3,467	4,703	3,467	3,571	3,680	3,793	3,910	4,032	4,157	4,287	4,420	4,559	4,703
	Bi-Weekly	1600.00	2170.40	1600.00	1648.00	1698.40	1750.40	1804.80	1860.80	1918.40	1978.40	2040.00	2104.00	2170.40
	Hourly	20.000	27.130	20.000	20.600	21.230	21.880	22.560	23.260	23.980	24.730	25.500	26.300	27.130
23	Annual	43,826	59,571	43,826	45,157	46,550	47,986	49,483	51,022	52,603	54,267	55,973	57,741	59,571
	Monthly	3,652	4,964	3,652	3,763	3,879	3,999	4,124	4,252	4,384	4,522	4,664	4,812	4,964
	Bi-Weekly	1685.60	2291.20	1685.60	1736.80	1790.40	1845.60	1903.20	1962.40	2023.20	2087.20	2152.80	2220.80	2291.20
	Hourly	21.070	28.640	21.070	21.710	22.380	23.070	23.790	24.530	25.290	26.090	26.910	27.760	28.640
24	Annual	45,968	62,587	45,968	47,382	48,838	50,357	51,938	53,560	55,245	56,992	58,781	60,653	62,587
	Monthly	3,831	5,216	3,831	3,949	4,070	4,196	4,328	4,463	4,604	4,749	4,898	5,054	5,216
	Bi-Weekly	1768.00	2407.20	1768.00	1822.40	1878.40	1936.80	1997.60	2060.00	2124.80	2192.00	2260.80	2332.80	2407.20
	Hourly	22.100	30.090	22.100	22.780	23.480	24.210	24.970	25.750	26.560	27.400	28.260	29.160	30.090
25	Annual	48,880	66,706	48,880	50,398	51,979	53,602	55,286	57,034	58,843	60,715	62,650	64,646	66,706
	Monthly	4,073	5,559	4,073	4,200	4,332	4,467	4,607	4,753	4,904	5,060	5,221	5,387	5,559
	Bi-Weekly	1880.00	2565.60	1880.00	1938.40	1999.20	2061.60	2126.40	2193.60	2263.20	2335.20	2409.60	2486.40	2565.60
	Hourly	23.500	32.070	23.500	24.230	24.990	25.770	26.580	27.420	28.290	29.190	30.120	31.080	32.070
26	Annual	52,062	71,219	52,062	53,706	55,390	57,138	58,947	60,819	62,754	64,771	66,830	68,994	71,219
	Monthly	4,339	5,935	4,339	4,475	4,616	4,761	4,912	5,068	5,229	5,398	5,569	5,749	5,935
	Bi-Weekly	2002.40	2739.20	2002.40	2065.60	2130.40	2197.60	2267.20	2339.20	2413.60	2491.20	2570.40	2653.60	2739.20
	Hourly	25.030	34.240	25.030	25.820	26.630	27.470	28.340	29.240	30.170	31.140	32.130	33.170	34.240
27	Annual	55,661	76,274	55,661	57,408	59,238	61,110	63,066	65,083	67,163	69,306	71,552	73,882	76,274
	Monthly	4,638	6,356	4,638	4,784	4,937	5,093	5,255	5,424	5,597	5,775	5,963	6,157	6,356
	Bi-Weekly	2140.80	2933.60	2140.80	2208.00	2278.40	2350.40	2425.60	2503.20	2583.20	2665.60	2752.00	2841.60	2933.60
	Hourly	26.760	36.670	26.760	27.600	28.480	29.380	30.320	31.290	32.290	33.320	34.400	35.520	36.670

CITY OF CORSICANA

2025 SALARY PLAN SUMMARY

*** STEP PAY POSITIONS ***														
				Step 1	Step 2	Step 3	Step 4	Step 5	Step 6	Step 7	Step 8	Step 9	Step 10	Step 11
Grade	Frequency	Minimum	Maximum	Base	2 YRS	4 YRS	6 YRS	8 YRS	10 YRS	12 YRS	14 YRS	16 YRS	18 YRS	20 YRS
28	Annual	57,554	78,936	57,554	59,363	61,256	60,193	65,229	67,330	69,493	71,718	74,048	76,440	78,936
	Monthly	4,796	6,578	4,796	4,947	5,105	5,016	5,436	5,611	5,791	5,977	6,171	6,370	6,578
	Bi-Weekly	2213.60	3036.00	2213.60	2283.20	2356.00	2315.12	2508.80	2589.60	2672.80	2758.40	2848.00	2940.00	3036.00
	Hourly	27.670	37.950	27.670	28.540	29.450	28.939	31.360	32.370	33.410	34.480	35.600	36.750	37.950
29	Annual	61,589	84,614	61,589	63,544	65,562	67,683	69,867	72,114	74,443	76,835	79,352	81,952	84,614
	Monthly	5,132	7,051	5,132	5,295	5,463	5,640	5,822	6,009	6,204	6,403	6,613	6,829	7,051
	Bi-Weekly	2368.80	3254.40	2368.80	2444.00	2521.60	2603.20	2687.20	2773.60	2863.20	2955.20	3052.00	3152.00	3254.40
	Hourly	29.610	40.680	29.610	30.550	31.520	32.540	33.590	34.670	35.790	36.940	38.150	39.400	40.680

MANAGEMENT POSITIONS (NON-STEP PAY)				
Grade	Frequency	Minimum Starting	Maximum Starting	
30	Annual	66,830	91,790	2% Step Increment Every 2 years
	Monthly	5,569	7,649	
	Bi-Weekly	2,570.40	3,530.40	
	Hourly	32.130	44.130	
31	Annual	77,667	107,266	2% Step Increment Every 2 years
	Monthly	6,472	8,939	
	Bi-Weekly	2,987.20	4,125.60	
	Hourly	37.340	51.570	
32	Annual	90,376	119,429	2% Step Increment Every 2 years
	Monthly	7,531	9,952	
	Bi-Weekly	3,476.00	4,593.44	
	Hourly	43.450	57.418	
33	Annual	96,945	134,971	2% Step Increment Every 2 years
	Monthly	8,079	11,248	
	Bi-Weekly	3,729	5,191	
	Hourly	46.608	64.890	
34	Annual	149,999	204,751	2% Step Increment Every 2 years
	Monthly	12,500	17,063	
	Bi-Weekly	5,769.20	7,875.04	
	Hourly	72.115	98.438	

CITY OF CORSICANA

2025 SALARY PLAN SUMMARY

CIVIL SERVICE POSITIONS

POLICE

Grade	Frequency	Minimum	Maximum	Base
PCS-A	Annual	64,126	64,126	64,126
	Monthly	5,344	5,344	5,344
	Bi-Weekly	2466.40	2466.40	2466.40
	Hourly	30.830	30.830	30.830
PCS-B	Annual	65,229	65,229	65,229
	Monthly	5,436	5,436	5,436
	Bi-Weekly	2508.80	2508.80	2508.80
	Hourly	31.360	31.360	31.360

				Base - Including Seniority (Step) Pay								
				Step 1	Step 2	Step 3	Step 4	Step 5	Step 6	Step 7	Step 8	Step 9
Grade	Frequency	Minimum	Maximum	Base	3 YRS	4 YRS	5 YRS	6 YRS	7 YRS	9 YRS	15 YRS	20 YRS
PCS-1	Annual	68,661	87,880	68,661	72,155	74,776	77,397	80,018	82,638	85,259	86,570	87,880
	Monthly	5,722	7,323	5,722	6,013	6,231	6,450	6,668	6,887	7,105	7,214	7,323
	Bi-Weekly	2640.80	3380.00	2640.80	2775.20	2876.00	2976.80	3077.60	3178.40	3279.20	3329.60	3380.00
	Hourly	33.010	42.250	33.010	34.690	35.950	37.210	38.470	39.730	40.990	41.620	42.250
PCS-2	Annual	75,795	95,014	75,795	79,290	81,910	84,531	87,152	89,773	92,394	93,704	95,014
	Monthly	6,316	7,918	6,316	6,607	6,826	7,044	7,263	7,481	7,699	7,809	7,918
	Bi-Weekly	2915.20	3654.40	2915.20	3049.60	3150.40	3251.20	3352.00	3452.80	3553.60	3604.00	3654.40
	Hourly	36.440	45.680	36.440	38.120	39.380	40.640	41.900	43.160	44.420	45.050	45.680
PCS-3	Annual	84,302	103,522	84,302	87,797	90,418	93,038	95,659	98,280	100,901	102,211	103,522
	Monthly	7,025	8,627	7,025	7,316	7,535	7,753	7,972	8,190	8,408	8,518	8,627
	Bi-Weekly	3242.40	3981.60	3242.40	3376.80	3477.60	3578.40	3679.20	3780.00	3880.80	3931.20	3981.60
	Hourly	40.530	49.770	40.530	42.210	43.470	44.730	45.990	47.250	48.510	49.140	49.770
PCS-3A	Annual	87,443	106,662	87,443	90,938	93,558	96,179	98,800	101,421	104,042	105,352	106,662
	Monthly	7,287	8,889	7,287	7,578	7,797	8,015	8,233	8,452	8,670	8,779	8,889
	Bi-Weekly	3363.20	4102.40	3363.20	3497.60	3598.40	3699.20	3800.00	3900.80	4001.60	4052.00	4102.40
	Hourly	42.040	51.280	42.040	43.720	44.980	46.240	47.500	48.760	50.020	50.650	51.280
PCS-4	Annual	90,605	109,824	90,605	94,099	96,720	99,341	101,962	104,582	107,203	108,514	109,824
	Monthly	7,550	9,152	7,550	7,842	8,060	8,278	8,497	8,715	8,934	9,043	9,152
	Bi-Weekly	3484.80	4224.00	3484.80	3619.20	3720.00	3820.80	3921.60	4022.40	4123.20	4173.60	4224.00
	Hourly	43.560	52.800	43.560	45.240	46.500	47.760	49.020	50.280	51.540	52.170	52.800
PCS-5	Annual	94,203	113,422	94,203	97,698	100,318	102,939	105,560	108,181	110,802	112,112	113,422
	Monthly	7,850	9,452	7,850	8,141	8,360	8,578	8,797	9,015	9,233	9,343	9,452
	Bi-Weekly	3623.20	4362.40	3623.20	3757.60	3858.40	3959.20	4060.00	4160.80	4261.60	4312.00	4362.40
	Hourly	45.290	54.530	45.290	46.970	48.230	49.490	50.750	52.010	53.270	53.900	54.530

CITY OF CORSICANA

2025 SALARY PLAN SUMMARY

CIVIL SERVICE POSITIONS

FIRE

Grade	Frequency	Minimum	Maximum	Base
FCS-A	Annual	43,243	43,243	43,243
	Monthly	3,604	3,604	3,604
	Bi-Weekly	1663.20	1663.20	1663.20
	Shift Hourly	14.850	14.850	14.850
	Hourly	20.790	20.790	20.790
FCS-B	Annual	64,126	64,126	64,126
	Monthly	5,344	5,344	5,344
	Bi-Weekly	2466.40	2466.40	2466.40
	Shift Hourly	22.021	22.021	22.021
	Hourly	30.830	30.830	30.830
FCS-C	Annual	65,229	65,229	65,229
	Monthly	5,436	5,436	5,436
	Bi-Weekly	2508.80	2508.80	2508.80
	Shift Hourly	22.400	22.400	22.400
	Hourly	31.360	31.360	31.360

				Base - Including Seniority (Step) Pay								
				Step 1	Step 2	Step 3	Step 4	Step 5	Step 6	Step 7	Step 8	Step 9
Grade	Frequency	Minimum	Maximum	Base	3 YRS	4 YRS	5 YRS	6 YRS	7 YRS	9 YRS	15 YRS	20 YRS
FCS-1	Annual	68,474	87,693	68,474	71,968	74,589	77,210	79,830	82,451	85,072	86,382	87,693
	Monthly	5,706	7,308	5,706	5,997	6,216	6,434	6,653	6,871	7,089	7,199	7,308
	Bi-Weekly	2633.60	3372.80	2633.60	2768.00	2868.80	2969.60	3070.40	3171.20	3272.00	3322.40	3372.80
	Shift Hourly	23.514	30.114	23.514	24.714	25.614	26.514	27.414	28.314	29.214	29.664	30.114
	Hourly	32.920	42.160	32.920	34.600	35.860	37.120	38.380	39.640	40.900	41.530	42.160
FCS-2	Annual	72,384	91,603	72,384	75,878	78,499	81,120	83,741	86,362	88,982	90,293	91,603
	Monthly	6,032	7,634	6,032	6,323	6,542	6,760	6,978	7,197	7,415	7,524	7,634
	Bi-Weekly	2784.00	3523.20	2784.00	2918.40	3019.20	3120.00	3220.80	3321.60	3422.40	3472.80	3523.20
	Shift Hourly	24.857	31.457	24.857	26.057	26.957	27.857	28.757	29.657	30.557	31.007	31.457
	Hourly	34.800	44.040	34.800	36.480	37.740	39.000	40.260	41.520	42.780	43.410	44.040
FCS-3	Annual	76,274	95,493	76,274	79,768	82,389	85,010	87,630	90,251	92,872	94,182	95,493
	Monthly	6,356	7,958	6,356	6,647	6,866	7,084	7,303	7,521	7,739	7,849	7,958
	Bi-Weekly	2933.60	3672.80	2933.60	3068.00	3168.80	3269.60	3370.40	3471.20	3572.00	3622.40	3672.80
	Shift Hourly	26.193	32.793	26.193	27.393	28.293	29.193	30.093	30.993	31.893	32.343	32.793
	Hourly	36.670	45.910	36.670	38.350	39.610	40.870	42.130	43.390	44.650	45.280	45.910
FCS-4	Annual	84,822	104,021	84,822	88,296	90,917	93,538	96,158	98,779	101,400	102,710	104,021
	Monthly	7,069	8,668	7,069	7,358	7,576	7,795	8,013	8,232	8,450	8,559	8,668
	Bi-Weekly	3262.40	4000.80	3262.40	3396.00	3496.80	3597.60	3698.40	3799.20	3900.00	3950.40	4000.80
	Shift Hourly	29.129	35.721	29.129	30.321	31.221	32.121	33.021	33.921	34.821	35.271	35.721
	Hourly	40.780	50.010	40.780	42.450	43.710	44.970	46.230	47.490	48.750	49.380	50.010
FCS-5	Annual	94,203	113,422	94,203	97,698	100,318	102,939	105,560	108,181	110,802	112,112	113,422
	Monthly	7,850	9,452	7,850	8,141	8,360	8,578	8,797	9,015	9,233	9,343	9,452
	Bi-Weekly	3623.20	4362.40	3623.20	3757.60	3858.40	3959.20	4060.00	4160.80	4261.60	4312.00	4362.40
	Shift Hourly	32.350	38.950	32.350	33.550	34.450	35.350	36.250	37.150	38.050	38.500	38.950
	Hourly	45.290	54.530	45.290	46.970	48.230	49.490	50.750	52.010	53.270	53.900	54.530

CITY OF CORSICANA

2025 SALARY PLAN DETAIL (INCLUDES 5% INCREASE)

* * * STEP PAY POSITIONS * * *

Grade	Frequency	Minimum	Maximum	Step 1 Base	Step 2 2 YRS	Step 3 4 YRS	Step 4 6 YRS	Step 5 8 YRS	Step 6 10 YRS	Step 7 12 YRS	Step 8 14 YRS	Step 9 16 YRS	Step 10 18 YRS	Step 11 20 YRS
19	Annual	38,251	51,709	38,251	39,395	40,581	41,808	43,077	44,387	45,760	47,174	48,630	50,128	51,709
	Monthly	3,188	4,309	3,188	3,283	3,382	3,484	3,590	3,699	3,813	3,931	4,053	4,177	4,309
	Bi-Weekly	1,471.20	1,988.80	1,471.20	1,515.20	1,560.80	1,608.00	1,656.80	1,707.20	1,760.00	1,814.40	1,870.40	1,928.00	1,988.80
	Hourly	18.390	24.860	18.390	18.940	19.510	20.100	20.710	21.340	22.000	22.680	23.380	24.100	24.860

Position	Amend 2023	Adopt 2024	Amend 2024	**FY 2025**	Department	
Animal Care Technician	1.000	1.000	1.000	**1.000**	100-215	Animal Shelter
Laborer	2.000	0.000	0.000	**0.000**	100-330	Streets
Laborer	5.000	5.000	5.000	**5.000**	100-410	Parks & Recreation
Laborer	0.500	0.500	0.500	**0.500**	100-430	Senior Activity Center
Sr. Custodian	1.000	1.000	1.000	**1.000**	100-540	Municipal Buildings
Maintenance Service Worker	1.000	0.000	0.000	**0.000**	100-530	Service Center
Mechanic Assistant	1.000	1.000	1.000	**1.000**	100-530	Service Center
Laborer	0.500	0.500	0.500	**0.500**	201-200	Pioneer Village
Laborer	3.000	0.000	0.000	**0.000**	502-300	Bulk Solid Waste
	15.000	9.000	9.000	**9.000**		

* * * STEP PAY POSITIONS * * *

Grade	Frequency	Minimum	Maximum	Step 1 Base	Step 2 2 YRS	Step 3 4 YRS	Step 4 6 YRS	Step 5 8 YRS	Step 6 10 YRS	Step 7 12 YRS	Step 8 14 YRS	Step 9 16 YRS	Step 10 18 YRS	Step 11 20 YRS
20	Annual	39,458	53,435	39,458	40,664	41,891	43,181	44,491	45,864	47,278	48,734	50,253	51,813	53,435
	Monthly	3,288	4,453	3,288	3,389	3,491	3,598	3,708	3,822	3,940	4,061	4,188	4,318	4,453
	Bi-Weekly	1,517.60	2,055.20	1,517.60	1,564.00	1,611.20	1,660.80	1,711.20	1,764.00	1,818.40	1,874.40	1,932.80	1,992.80	2,055.20
	Hourly	18.970	25.690	18.970	19.550	20.140	20.760	21.390	22.050	22.730	23.430	24.160	24.910	25.690

Position	Amend 2023	Adopt 2024	Amend 2024	**FY 2025**	Department	
Deputy Court Clerk	1.000	1.000	1.000	**1.000**	100-040	Municipal Court
Police Dept Secretary	1.000	1.000	1.000	**1.000**	100-110	Police
Records Clerk	3.000	3.000	3.000	**3.000**	100-110	Police
Permit Clerk (prev sec)	1.000	1.000	1.000	**1.000**	100-140	Inspections
Secretary-Engineering Svcs.	0.250	0.250	0.250	**0.250**	100-150	Planning & Zoning
Secretary-Engineering Svcs.	0.500	0.500	0.500	**0.500**	100-320	Engineering
Public Works Secretary	0.500	0.500	0.500	**0.500**	100-330	Street
Code Compliance Clerk (prev sec)	1.000	1.000	1.000	**1.000**	100-350	Code Compliance
Administrative Svcs. Technician	1.000	1.000	1.000	**1.000**	100-460	Library

CITY OF CORSICANA

2025 SALARY PLAN DETAIL (INCLUDES 5% INCREASE)

* * * STEP PAY POSITIONS * * *

Grade	Frequency	Minimum	Maximum	Step 1 Base	Step 2 2 YRS	Step 3 4 YRS	Step 4 6 YRS	Step 5 8 YRS	Step 6 10 YRS	Step 7 12 YRS	Step 8 14 YRS	Step 9 16 YRS	Step 10 18 YRS	Step 11 20 YRS
20	Annual	39,458	53,435	39,458	40,664	41,891	43,181	44,491	45,864	47,278	48,734	50,253	51,813	53,435
	Monthly	3,288	4,453	3,288	3,389	3,491	3,598	3,708	3,822	3,940	4,061	4,188	4,318	4,453
continued	Bi-Weekly	1,517.60	2,055.20	1,517.60	1,564.00	1,611.20	1,660.80	1,711.20	1,764.00	1,818.40	1,874.40	1,932.80	1,992.80	2,055.20
	Hourly	18.970	25.690	18.970	19.550	20.140	20.760	21.390	22.050	22.730	23.430	24.160	24.910	25.690

Position - continued	Amend 2023	Adopt 2024	Amend 2024	**FY 2025**	Department	
Circulation Technician	1.000	1.000	1.000	**0.000**	100-460	Library
Customer Service Technician	1.000	1.000	1.000	**1.000**	100-460	Library
Curator	1.000	1.000	1.000	**1.000**	201-200	Pioneer Village
Main Street/Tourism Assistant	0.500	0.500	0.500	**0.500**	201-500	Tourism
Secretary-Engineering Svcs.	0.250	0.250	0.250	**0.250**	203-355	Cemetery Adm.
Main Street/Tourism Assistant	0.500	0.500	1.500	**1.500**	290-100	CVB
Environmental Services Secretary	0.250	0.250	0.250	**0.250**	501-120	Environmental S & A
Environmental Services Secretary	0.250	0.250	0.250	**0.250**	501-132	WW Reclamation Ctr.
Environmental Services Secretary	0.250	0.250	0.250	**0.250**	501-141	Navarro Mills WTP
Service Center Specialist	1.000	1.000	1.000	**1.000**	501-200	Utility Maintenance
Public Works Secretary	0.250	0.250	0.250	**0.250**	501-200	Utility Maintenance
Customer Service Representative I	1.000	1.000	2.000	**2.000**	501-400	Utility Billing
Environmental Services Secretary	0.250	0.250	0.250	**0.250**	502-100	Sanitation Landfill
Records Mgr/Billing Tech	1.000	1.000	0.000	**0.000**	502-100	Sanitation Landfill
Public Works Secretary	0.250	0.250	0.250	**0.250**	502-300	Bulk Solid Waste
	18.000	18.000	19.000	18.000		

* * * STEP PAY POSITIONS * * *

Grade	Frequency	Minimum	Maximum	Step 1 Base	Step 2 2 YRS	Step 3 4 YRS	Step 4 6 YRS	Step 5 8 YRS	Step 6 10 YRS	Step 7 12 YRS	Step 8 14 YRS	Step 9 16 YRS	Step 10 18 YRS	Step 11 20 YRS
21	Annual	40,206	54,475	40,206	41,434	42,682	43,992	45,344	46,738	48,173	49,670	51,230	52,832	54,475
	Monthly	3,351	4,540	3,351	3,453	3,557	3,666	3,779	3,895	4,014	4,139	4,269	4,403	4,540
	Bi-Weekly	1,546.40	2,095.20	1,546.40	1,593.60	1,641.60	1,692.00	1,744.00	1,797.60	1,852.80	1,910.40	1,970.40	2,032.00	2,095.20
	Hourly	19.330	26.190	19.330	19.920	20.520	21.150	21.800	22.470	23.160	23.880	24.630	25.400	26.190

Position	Amend 2023	Adopt 2024	Amend 2024	**FY 2025**	Department	
Animal Control Officer	2.000	2.000	2.000	2.000	100-210	Animal Control
Property/Evidence Technician	1.000	1.000	1.000	**1.000**	100-110	Police
Crew Chief	1.000	0.000	0.000	**0.000**	100-330	Streets
Light Equipment Operator	5.000	0.000	0.000	**0.000**	100-330	Streets
Laborer	0.000	2.000	2.000	**2.000**	100-330	Streets
Maintenance Service Worker	0.000	1.000	1.000	**1.000**	100-530	Service Center
Laborer	0.000	3.000	3.000	3.000	502-300	Bulk Solid Waste
Repairman	5.000	0.000	0.000	**0.000**	501-200	Utility Maintenance
Repairman	1.000	0.000	0.000	**0.000**	501-300	Utility Line Replacement
Field Service Technician	1.000	0.000	0.000	**0.000**	501-400	Utility Billing
Light Equipment Operator	3.000	2.000	2.000	**2.000**	502-300	Bulk Solid Waste
	19.000	11.000	11.000	11.000		

CITY OF CORSICANA

2025 SALARY PLAN DETAIL (INCLUDES 5% INCREASE)

* * * STEP PAY POSITIONS * * *

Grade	Frequency	Minimum	Maximum	Step 1 Base	Step 2 2 YRS	Step 3 4 YRS	Step 4 6 YRS	Step 5 8 YRS	Step 6 10 YRS	Step 7 12 YRS	Step 8 14 YRS	Step 9 16 YRS	Step 10 18 YRS	Step 11 20 YRS
22	Annual	41,600	56,430	41,600	42,848	44,158	45,510	46,925	48,381	49,878	51,438	53,040	54,704	56,430
	Monthly	3,467	4,703	3,467	3,571	3,680	3,793	3,910	4,032	4,157	4,287	4,420	4,559	4,703
	Bi-Weekly	1,600.00	2,170.40	1,600.00	1,648.00	1,698.40	1,750.40	1,804.80	1,860.80	1,918.40	1,978.40	2,040.00	2,104.00	2,170.40
	Hourly	20.000	27.130	20.000	20.600	21.230	21.880	22.560	23.260	23.980	24.730	25.500	26.300	27.130

Position	Amend 2023	Adopt 2024	Amend 2024	FY 2025	Department	
Human Resources Generalist	0.700	0.700	0.700	**0.700**	100-050	Human Resources
Human Resources Generalist	0.300	0.300	0.300	**0.300**	100-060	Civil Service
Fire Department Sr. Secretary	1.000	1.000	1.000	**1.000**	100-120	Fire
Heavy Equipment Operator	2.000	0.000	0.000	**0.000**	100-330	Streets
Transportation Services Supv.	1.000	0.000	0.000	**0.000**	100-330	Streets
Crew Chief-Street	0.000	1.000	1.000	**1.000**	100-330	Streets
Light Equipment Operator-Street	0.000	5.000	5.000	**5.000**	100-330	Streets
Sr. Secretary	1.000	1.000	1.000	**1.000**	100-410	Parks & Recreation
Repairman-UM	0.000	5.000	5.000	**5.000**	501-200	Utility Maintenance
Repairman-ULR	0.000	1.000	1.000	**1.000**	501-300	Utility Line Replacement
Field Service Technician-UB	0.000	1.000	1.000	**1.000**	501-400	Utility Billing
Heavy Equipment Operator/Gate Attendant	3.000	3.000	4.000	**4.000**	502-100	Sanitation Landfill
	9.000	**19.000**	20.000	**20.000**		

* * * STEP PAY POSITIONS * * *

Grade	Frequency	Minimum	Maximum	Step 1 Base	Step 2 2 YRS	Step 3 4 YRS	Step 4 6 YRS	Step 5 8 YRS	Step 6 10 YRS	Step 7 12 YRS	Step 8 14 YRS	Step 9 16 YRS	Step 10 18 YRS	Step 11 20 YRS
23	Annual	43,826	59,571	43,826	45,157	46,550	47,986	49,483	51,022	52,603	54,267	55,973	57,741	59,571
	Monthly	3,652	4,964	3,652	3,763	3,879	3,999	4,124	4,252	4,384	4,522	4,664	4,812	4,964
	Bi-Weekly	1685.60	2291.20	1685.60	1736.80	1790.40	1845.60	1903.20	1962.40	2023.20	2087.20	2152.80	2220.80	2291.20
	Hourly	21.070	28.640	21.070	21.710	22.380	23.070	23.790	24.530	25.290	26.090	26.910	27.760	28.640

Position	Amend 2023	Adopt 2024	Amend 2024	FY 2025	Department	
Finance ClerkDeputy City Secretary	1.000	1.000	0.000	**0.000**	100-080	Finance/City Secretary
Finance Clerk-Receptionist	1.000	1.000	1.000	**1.000**	100-080	Finance/City Secretary
Special Equipment Operator	1.000	0.000	0.000	**0.000**	100-330	Streets
Asst. Library Director/Cataloger	1.000	1.000	1.000	**1.000**	100-460	Library
Heavy Equipment Operator	0.000	2.000	2.000	**2.000**	100-330	Streets
Transportation Services Supv-Street	0.000	1.000	1.000	**1.000**	100-330	Streets
Lab Technician	2.000	2.000	2.000	**2.000**	501-120	Environmental
Lift Station Maintenance Technician	1.000	1.000	1.000	**1.000**	501-133	Lift Stations
Operator	1.000	1.000	1.000	**1.000**	501-131	Overland Flow
Operator	5.000	5.000	5.000	**5.000**	501-132	WW Reclamation Ctr.
Water Treatment Operator	5.000	5.000	5.000	**5.000**	501-141	Navarro Mills WTP
Water Treatment Operator	4.000	4.000	4.000	**4.000**	501-142	Lake Halbert WTP
Equipment Operator-UM	4.000	0.000	0.000	**0.000**	501-200	Utility Maintenane
Equipment Operator-ULR	1.000	0.000	0.000	**0.000**	501-300	Utility Line Replacement
Utility Analyst	1.000	1.000	0.000	**0.000**	501-400	Utility Billing
	28.000	**25.000**	23.000	**23.000**		

CITY OF CORSICANA

2025 SALARY PLAN DETAIL (INCLUDES 5% INCREASE)

* * * STEP PAY POSITIONS * * *

Grade	Frequency	Minimum	Maximum	Step 1 Base	Step 2 2 YRS	Step 3 4 YRS	Step 4 6 YRS	Step 5 8 YRS	Step 6 10 YRS	Step 7 12 YRS	Step 8 14 YRS	Step 9 16 YRS	Step 10 18 YRS	Step 11 20 YRS
24	Annual	45,968	62,587	45,968	47,382	48,838	50,357	51,938	53,560	55,245	56,992	58,781	60,653	62,587
	Monthly	3,831	5,216	3,831	3,949	4,070	4,196	4,328	4,463	4,604	4,749	4,898	5,054	5,216
	Bi-Weekly	1768.00	2407.20	1768.00	1822.40	1878.40	1936.80	1997.60	2060.00	2124.80	2192.00	2260.80	2332.80	2407.20
	Hourly	22.100	30.090	22.100	22.780	23.480	24.210	24.970	25.750	26.560	27.400	28.260	29.160	30.090

Position	Amend 2023	Adopt 2024	Amend 2024	**FY 2025**	Department	
Engineering Specialist I	0.200	0.000	0.000	**0.000**	100-140	Inspections
Engineering Specialist I	0.400	0.400	0.400	**0.400**	203-355	Cemetery
Engineering Specialist I	0.400	0.600	0.600	**0.600**	100-320	Engineering
Finance Clerk-Deputy City Secretary	0.000	0.000	1.000	**1.000**	100-080	Finance
Special Equipment Operator-Street	0.000	1.000	1.000	**1.000**	100-330	Streets
Code Compliance Officer	1.000	1.000	1.000	**1.000**	100-350	Code Compliance
Activity Director	1.000	1.000	1.000	**1.000**	100-430	Sr. Activity Center
Warehouse Specialist	1.000	1.000	1.000	**1.000**	100-530	Service Center
Maintenance Technician	1.000	1.000	1.000	**1.000**	501-131	Overland Flow
Maintenance Technician	1.000	1.000	1.000	**1.000**	501-132	WW Reclamation Ctr
Maintenance Chief	1.000	1.000	1.000	**1.000**	501-141	Navarro Mills WTP
Maintenance Chief	1.000	1.000	1.000	**1.000**	501-142	Lake Halbert WTP
Equipment Operator-UM	0.000	4.000	4.000	**4.000**	501-200	Utility Maintenane
Equipment Operator-ULM	0.000	1.000	1.000	**1.000**	501-300	Utility Line Replacement
Billing Supervisor	1.000	1.000	0.000	**0.000**	501-400	Utility Billing
Lead Service Technician	1.000	1.000	1.000	**1.000**	501-400	Utility Billing
Heavy Equipment Operator-BSW	0.000	1.000	1.000	**1.000**	502-300	Bulk Solid Waste
Site Technician	1.000	1.000	1.000	**1.000**	502-100	Sanitation Landfill
	11.000	18.000	17.000	**17.000**		

* * * STEP PAY POSITIONS * * *

Grade	Frequency	Minimum	Maximum	Step 1 Base	Step 2 2 YRS	Step 3 4 YRS	Step 4 6 YRS	Step 5 8 YRS	Step 6 10 YRS	Step 7 12 YRS	Step 8 14 YRS	Step 9 16 YRS	Step 10 18 YRS	Step 11 20 YRS
25	Annual	48,880	66,706	48,880	50,398	51,979	53,602	55,286	57,034	58,843	60,715	62,650	64,646	66,706
	Monthly	4,073	5,559	4,073	4,200	4,332	4,467	4,607	4,753	4,904	5,060	5,221	5,387	5,559
	Bi-Weekly	1880.00	2565.60	1880.00	1938.40	1999.20	2061.60	2126.40	2193.60	2263.20	2335.20	2409.60	2486.40	2565.60
	Hourly	23.500	32.070	23.500	24.230	24.990	25.770	26.580	27.420	28.290	29.190	30.120	31.080	32.070

Position	Amend 2023	Adopt 2024	Amend 2024	**FY 2025**	Department	
Accountant	1.000	1.000	1.000	**1.000**	100-080	Finance
Telecommunicator	8.000	8.000	8.000	**8.000**	100-110	Police
Assistant Superintendent	1.000	1.000	1.000	**1.000**	100-410	Parks & Recreation
Plant Technician	1.000	1.000	1.000	**1.000**	501-132	WW Reclammation Ctr.
Plant Technician	1.000	1.000	1.000	**1.000**	501-141	Navarro Mills WTP
	12.000	12.000	12.000	**12.000**		

CITY OF CORSICANA

2025 SALARY PLAN DETAIL (INCLUDES 5% INCREASE)

* * * STEP PAY POSITIONS * * *

Grade	Frequency	Minimum	Maximum	Step 1 Base	Step 2 2 YRS	Step 3 4 YRS	Step 4 6 YRS	Step 5 8 YRS	Step 6 10 YRS	Step 7 12 YRS	Step 8 14 YRS	Step 9 16 YRS	Step 10 18 YRS	Step 11 20 YRS
26	Annual	52,062	71,219	52,062	53,706	55,390	57,138	58,947	60,819	62,754	64,771	66,830	68,994	71,219
	Monthly	4,339	5,935	4,339	4,475	4,616	4,761	4,912	5,068	5,229	5,398	5,569	5,749	5,935
	Bi-Weekly	2002.40	2739.20	2002.40	2065.60	2130.40	2197.60	2267.20	2339.20	2413.60	2491.20	2570.40	2653.60	2739.20
	Hourly	25.030	34.240	25.030	25.820	26.630	27.470	28.340	29.240	30.170	31.140	32.130	33.170	34.240

Position	Amend 2023	Adopt 2024	Amend 2024	FY 2025	Department	
Building Inspector	1.000	1.000	0.000	**0.000**	100-140	Inspection
Animal Services Manager	0.500	0.500	0.500	**0.500**	100-210	Animal Svcs
Animal Services Manager	0.500	0.500	0.500	**0.500**	100-215	Animal Shelter
Accountant/AP/Fire Pension	0.000	0.000	1.000	**1.000**	100-080	Finance
Survey Party Chief	1.000	1.000	1.000	**1.000**	100-320	Engineering
GIS/CAD Technician	1.000	1.000	0.000	**0.000**	100-320	Engineering
Street Maintenance. Supervisor	1.000	1.000	1.000	**1.000**	100-330	Streets
Park Patrol/Superintendent	0.500	0.500	0.500	**0.500**	100-410	Parks & Recreation
Park Patrol/Superintendent	0.500	0.500	0.500	**0.500**	100-420	Lakes and Grounds
Industrial Wst/Bckflow Control Officr	1.000	1.000	1.000	**1.000**	501-120	Environmental S & A
Crew Chief	4.000	4.000	4.000	**4.000**	501-200	Utility Maintenance
Crew Chief	1.000	1.000	1.000	**1.000**	501-300	Line Replacement
	12.000	12.000	11.000	11.000		

* * * STEP PAY POSITIONS * * *

Grade	Frequency	Minimum	Maximum	Step 1 Base	Step 2 2 YRS	Step 3 4 YRS	Step 4 6 YRS	Step 5 8 YRS	Step 6 10 YRS	Step 7 12 YRS	Step 8 14 YRS	Step 9 16 YRS	Step 10 18 YRS	Step 11 20 YRS
27	Annual	55,661	76,274	55,661	57,408	59,238	61,110	63,066	65,083	67,163	69,306	71,552	73,882	76,274
	Monthly	4,638	6,356	4,638	4,784	4,937	5,093	5,255	5,424	5,597	5,775	5,963	6,157	6,356
	Bi-Weekly	2140.80	2933.60	2140.80	2208.00	2278.40	2350.40	2425.60	2503.20	2583.20	2665.60	2752.00	2841.60	2933.60
	Hourly	26.760	36.670	26.760	27.600	28.480	29.380	30.320	31.290	32.290	33.320	34.400	35.520	36.670

Position	Amend 2023	Adopt 2024	Amend 2024	FY 2025	Department	
Sr. Executive Secretary	1.000	1.000	1.000	**1.000**	100-020	Administration
Telecommunications Supervisor	1.000	1.000	1.000	**1.000**	100-110	Police
Chief Design Technician	1.000	1.000	1.000	**1.000**	100-320	Engineering
Information Systems Technician	1.000	1.000	1.000	**1.000**	100-310	Information Technology
Asst Laboratory Manager	1.000	1.000	1.000	**1.000**	501-120	Environmental S & A
Assistant Superintendent	1.000	1.000	1.000	**1.000**	501-131	Overland Flow
Assistant Superintendent	1.000	1.000	1.000	**1.000**	501-132	WW Reclamation Ctr.
Assistant Superintendent	1.000	1.000	1.000	**1.000**	501-141	Navarro Mills WTP
Assistant Superintendent	1.000	1.000	1.000	**1.000**	501-142	Lake Halbert WTP
Utility Billing Supervisor	1.000	1.000	1.000	**1.000**	501-400	Utility Billing
Project Coordinator	1.000	0.000	0.000	**0.000**	501-200	Utility Maintenance
Supervisor	1.000	0.000	0.000	**0.000**	501-200	Utility Maintenance
Assistant Superintendent	1.000	1.000	1.000	**1.000**	502-100	Sanitation Landfill
	13.000	11.000	11.000	**11.000**		

CITY OF CORSICANA

2025 SALARY PLAN DETAIL (INCLUDES 5% INCREASE)

* * * STEP PAY POSITIONS * * *

Grade	Frequency	Minimum	Maximum	Step 1 Base	Step 2 2 YRS	Step 3 4 YRS	Step 4 6 YRS	Step 5 8 YRS	Step 6 10 YRS	Step 7 12 YRS	Step 8 14 YRS	Step 9 16 YRS	Step 10 18 YRS	Step 11 20 YRS
28	Annual	57,554	78,936	57,554	59,363	61,256	60,193	65,229	67,330	69,493	71,718	74,048	76,440	78,936
	Monthly	4,796	6,578	4,796	4,947	5,105	5,016	5,436	5,611	5,791	5,977	6,171	6,370	6,578
	Bi-Weekly	2213.60	3036.00	2213.60	2283.20	2356.00	2315.12	2508.80	2589.60	2672.80	2758.40	2848.00	2940.00	3036.00
	Hourly	27.670	37.950	27.670	28.540	29.450	28.939	31.360	32.370	33.410	34.480	35.600	36.750	37.950

Position	Amend 2023	Adopt 2024	Amend 2024	**FY 2025**	Department	
Asst. Finance Director	1.000	1.000	1.000	**1.000**	100-080	Finance
Court Administrator	1.000	1.000	1.000	**1.000**	100-040	Court
Division Manager	1.000	1.000	1.000	**1.000**	100-330	Streets
Airport Manager	1.000	1.000	1.000	**1.000**	202-100	Airport
Project Coordinator	0.000	1.000	1.000	**1.000**	501-200	Utility Maintenance
Supervisor	0.000	1.000	1.000	**1.000**	501-200	Utility Maintenance
Supervisor	1.000	1.000	1.000	**1.000**	502-300	Bulk Solid Waste
	5.000	7.000	7.000	**7.000**		

* * * STEP PAY POSITIONS * * *

Grade	Frequency	Minimum	Maximum	Step 1 Base	Step 2 2 YRS	Step 3 4 YRS	Step 4 6 YRS	Step 5 8 YRS	Step 6 10 YRS	Step 7 12 YRS	Step 8 14 YRS	Step 9 16 YRS	Step 10 18 YRS	Step 11 20 YRS
29	Annual	61,589	84,614	61,589	63,544	65,562	67,683	69,867	72,114	74,443	76,835	79,352	81,952	84,614
	Monthly	5,132	7,051	5,132	5,295	5,463	5,640	5,822	6,009	6,204	6,403	6,613	6,829	7,051
	Bi-Weekly	2368.80	3254.40	2368.80	2444.00	2521.60	2603.20	2687.20	2773.60	2863.20	2955.20	3052.00	3152.00	3254.40
	Hourly	29.610	40.680	29.610	30.550	31.520	32.540	33.590	34.670	35.790	36.940	38.150	39.400	40.680

Position	Amend 2023	Adopt 2024	Amend 2024	**FY 2025**	Department	
Laboratory Manager	1.000	1.000	1.000	**1.000**	501-120	Environmental S & A
Environmental Specialist	1.000	1.000	1.000	**0.000**	501-120	Environmental S & A
Superintendent	0.500	0.500	0.500	**0.500**	501-131	Overland Flow
Superintendent	0.500	0.500	0.500	**0.500**	501-132	WW Reclamation Ctr.
Superintendent	0.500	0.500	0.500	**0.500**	501-141	Navarro Mills WTP
Superintendent	0.500	0.500	0.500	**0.500**	501-142	Lake Halbert WTP
Superintendent	1.000	1.000	1.000	**1.000**	502-100	Sanitation Landfill
	5.000	5.000	5.000	**4.000**		

CITY OF CORSICANA

2025 SALARY PLAN DETAIL (INCLUDES 5% INCREASE)

* * * M A N A G E M E N T P O S I T I O N S (NON-STEP PAY) * * *

Grade	Frequency	Minimum Starting	Maximum Starting	2% Step Increment Every 2 years
30	Annual	66,830	91,790	
	Monthly	5,569	7,649	
	Bi-Weekly	2570.40	3530.40	
	Hourly	32.130	44.130	

Position	Amend 2023	Adopt 2024	Amend 2024	**FY 2025**	Department	
Building Inspector	0.000	0.000	1.000	**1.000**	100-140	Inspection
Planning & Zoning Manager	0.500	0.500	0.500	**0.500**	100-140	Inspection
Planning & Zoning Manager	0.500	0.500	0.500	**0.500**	100-150	Planning & Zoning
Main Street Director	1.000	1.000	1.000	**1.000**	201-300	Main Street
Assistant Public Works Director	0.500	0.500	0.500	**0.500**	100-330	Streets
Assistant Public Works Director	0.500	0.500	0.500	**0.500**	501-200	Utility Maintenance
Utility Billing Manager	1.000	1.000	1.000	**1.000**	501-400	Utility Billing
	4.000	4.000	5.000	**5.000**		

* * * M A N A G E M E N T P O S I T I O N S (NON-STEP PAY) * * *

Grade	Frequency	Minimum Starting	Maximum Starting	2% Step Increment Every 2 years
31	Annual	77,667	107,266	
	Monthly	6,472	8,939	
	Bi-Weekly	2987.20	4125.60	
	Hourly	37.340	51.570	

Position	Amend 2023	Adopt 2024	Amend 2024	**FY 2025**	Department	
Human Resource Director	0.600	0.600	0.600	**0.600**	100-050	Human Resources
Human Resource Director	0.400	0.400	0.400	**0.400**	100-060	Civil Service
Engineering Director	1.000	1.000	1.000	**1.000**	100-320	Engineering
Library Director	1.000	1.000	1.000	**1.000**	100-460	Library
Parks & Recreation Director	1.000	1.000	1.000	**1.000**	100-410	Parks & Recreation
	4.000	4.000	4.000	**4.000**		

CITY OF CORSICANA

2025 SALARY PLAN DETAIL (INCLUDES 5% INCREASE)

* * * M A N A G E M E N T P O S I T I O N S (NON-STEP PAY) * * *

Grade	Frequency	Minimum Starting	Maximum Starting	2% Step Increment Every 2 years
32	Annual	90,376	119,429	
	Monthly	7,531	9,952	
	Bi-Weekly	3476.00	4593.44	
	Hourly	43.450	57.418	

Position	Amend 2023	Adopt 2024	Amend 2024	**FY 2025**	Department	
Chief of Police	1.000	1.000	1.000	**1.000**	100-110	Police
Fire Chief	1.000	1.000	1.000	**1.000**	100-120	Fire
Director of Finance/City Secretary	1.000	1.000	1.000	**1.000**	100-080	Finance
Director of Economic Development	1.000	1.000	1.000	**1.000**	212-100	Economic Development
Public Works Director	0.500	0.500	0.500	**0.500**	100-330	Streets
Public Works Director	0.125	0.125	0.125	**0.125**	202-100	Airport
Public Works Director	0.250	0.250	0.250	**0.250**	501-200	Utility Maintenance
Public Works Director	0.125	0.125	0.125	**0.125**	502-300	Bulk Solid Waste
Environmental Svcs. Director	0.150	0.150	0.150	**0.150**	501-120	Environmental S & A
Environmental Svcs. Director	0.150	0.150	0.150	**0.150**	501-131	Overland Flow
Environmental Svcs. Director	0.250	0.250	0.250	**0.250**	501-132	WW Reclamation Ctr.
Environmental Svcs. Director	0.150	0.150	0.150	**0.150**	501-141	Navarro Mills WTP
Environmental Svcs. Director	0.150	0.150	0.150	**0.150**	501-142	Lake Halbert WTP
Environmental Svcs. Director	0.150	0.150	0.150	**0.150**	502-100	Sanitation Landfill
	6.000	6.000	6.000	**6.000**		

* * * M A N A G E M E N T P O S I T I O N S (NON-STEP PAY) * * *

Grade	Frequency	Minimum Starting	Maximum Starting	2% Step Increment Every 2 years
33	Annual	96,945	134,971	
	Monthly	8,079	11,248	
	Bi-Weekly	3728.64	5191.20	
	Hourly	46.608	64.890	

Position	Amend 2023	Adopt 2024	Amend 2024	**FY 2025**	Department
	0.000	0.000	0.000	**0.000**	NA
	0.000	0.000	0.000	**0.000**	

* * * M A N A G E M E N T P O S I T I O N S (NON-STEP PAY) * * *

Grade	Frequency	Minimum Starting	Maximum Starting	2% Step Increment Every 2 years
34	Annual	149,999	204,751	
	Monthly	12,500	17,063	
	Bi-Weekly	5769.20	7875.04	
	Hourly	72.115	98.438	

Position	Amend 2023	Adopt 2024	Amend 2024	**FY 2025**	Department	
City Manager	1.000	1.000	1.000	**1.000**	100-020	Administration
	1.000	1.000	1.000	**1.000**		

CITY OF CORSICANA

2025 SALARY PLAN DETAIL (INCLUDES 5% INCREASE)

CIVIL SERVICE POSITIONS

Grade	Frequency	Minimum	Maximum	Base
PCS-A *Recruit I*	Annual	64,126	64,126	64,126
	Monthly	5,344	5,344	5,344
	Bi-Weekly	2466.40	2466.40	2466.40
	Hourly	30.830	30.830	30.830

Position	Amend 2023	Adopt 2024	Amend 2024	FY 2025	Department	
Recruit I					100-110	Police
(temporary assignment)	0.000	0.000	0.000	**0.000**		

Grade	Frequency	Minimum	Maximum	Base
PCS-B *Recruit II*	Annual	65,229	65,229	65,229
	Monthly	5,436	5,436	5,436
	Bi-Weekly	2508.80	2508.80	2508.80
	Hourly	31.360	31.360	31.360

Position	Amend 2023	Adopt 2024	Amend 2024	FY 2025	Department	
Recruit II	0.000	0.000	0.000	**0.000**	100-110	Police
(temporary assignment)	0.000	0.000	0.000	**0.000**		

				Base - Including Seniority (Step) Pay								
				Step 1	Step 2	Step 3	Step 4	Step 5	Step 6	Step 7	Step 8	Step 9
Grade	Frequency	Minimum	Maximum	Base	3 YRS	4 YRS	5 YRS	6 YRS	7 YRS	9 YRS	15 YRS	20 YRS
PCS-1	Annual	68,661	87,880	68,661	72,155	74,776	77,397	80,018	82,638	85,259	86,570	87,880
	Monthly	5,722	7,323	5,722	6,013	6,231	6,450	6,668	6,887	7,105	7,214	7,323
	Bi-Weekly	2640.80	3380.00	2640.80	2775.20	2876.00	2976.80	3077.60	3178.40	3279.20	3329.60	3380.00
	Hourly	33.010	42.250	33.010	34.690	35.950	37.210	38.470	39.730	40.990	41.620	42.250

Position	Amend 2023	Adopt 2024	Amend 2024	FY 2025	Department	
Police Officer	31.000	31.000	31.000	**31.000**	100-110	Police
	31.000	31.000	31.000	**31.000**		

				Base - Including Seniority (Step) Pay								
				Step 1	Step 2	Step 3	Step 4	Step 5	Step 6	Step 7	Step 8	Step 9
Grade	Frequency	Minimum	Maximum	Base	3 YRS	4 YRS	5 YRS	6 YRS	7 YRS	9 YRS	15 YRS	20 YRS
PCS-2	Annual	75,795	95,014	75,795	79,290	81,910	84,531	87,152	89,773	92,394	93,704	95,014
	Monthly	6,316	7,918	6,316	6,607	6,826	7,044	7,263	7,481	7,699	7,809	7,918
	Bi-Weekly	2915.20	3654.40	2915.20	3049.60	3150.40	3251.20	3352.00	3452.80	3553.60	3604.00	3654.40
	Hourly	36.440	45.680	36.440	38.120	39.380	40.640	41.900	43.160	44.420	45.050	45.680

Position	Amend 2022	Adopt 2023	Amend 2023	FY 2024	Department	
Corporal	5.000	5.000	5.000	**5.000**	100-110	Police
	5.000	5.000	5.000	**5.000**		

CITY OF CORSICANA

2025 SALARY PLAN DETAIL (INCLUDES 5% INCREASE)

CIVIL SERVICE POSITIONS

Grade	Frequency	Minimum	Maximum	Base - Including Seniority (Step) Pay								
				Step 1	Step 2	Step 3	Step 4	Step 5	Step 6	Step 7	Step 8	Step 9
				Base	3 YRS	4 YRS	5 YRS	6 YRS	7 YRS	9 YRS	15 YRS	20 YRS
PCS-3	Annual	84,302	103,522	84,302	87,797	90,418	93,038	95,659	98,280	100,901	102,211	103,522
	Monthly	7,025	8,627	7,025	7,316	7,535	7,753	7,972	8,190	8,408	8,518	8,627
	Bi-Weekly	3242.40	3981.60	3242.40	3376.80	3477.60	3578.40	3679.20	3780.00	3880.80	3931.20	3981.60
	Hourly	40.530	49.770	40.530	42.210	43.470	44.730	45.990	47.250	48.510	49.140	49.770

Position	Amend 2023	Adopt 2024	Amend 2024	**FY 2025**	Department	
Sergeant	5.000	5.000	5.000	**5.000**	100-110	Police
	5.000	5.000	5.000	**5.000**		

Grade	Frequency	Minimum	Maximum	Base - Including Seniority (Step) Pay								
				Step 1	Step 2	Step 3	Step 4	Step 5	Step 6	Step 7	Step 8	Step 9
				Base	3 YRS	4 YRS	5 YRS	6 YRS	7 YRS	9 YRS	15 YRS	20 YRS
PCS-3A	Annual	87,443	106,662	87,443	90,938	93,558	96,179	98,800	101,421	104,042	105,352	106,662
	Monthly	7,287	8,889	7,287	7,578	7,797	8,015	8,233	8,452	8,670	8,779	8,889
	Bi-Weekly	3363.20	4102.40	3363.20	3497.60	3598.40	3699.20	3800.00	3900.80	4001.60	4052.00	4102.40
	Hourly	42.040	51.280	42.040	43.720	44.980	46.240	47.500	48.760	50.020	50.650	51.280

Position	Amend 2023	Adopt 2024	Amend 2024	**FY 2025**	Department	
Lieutenant	2.000	2.000	2.000	**2.000**	100-110	Police
	2.000	2.000	2.000	**2.000**		

Grade	Frequency	Minimum	Maximum	Base - Including Seniority (Step) Pay								
				Step 1	Step 2	Step 3	Step 4	Step 5	Step 6	Step 7	Step 8	Step 9
				Base	3 YRS	4 YRS	5 YRS	6 YRS	7 YRS	9 YRS	15 YRS	20 YRS
PCS-4	Annual	90,605	109,824	90,605	94,099	96,720	99,341	101,962	104,582	107,203	108,514	109,824
	Monthly	7,550	9,152	7,550	7,842	8,060	8,278	8,497	8,715	8,934	9,043	9,152
	Bi-Weekly	3484.80	4224.00	3484.80	3619.20	3720.00	3820.80	3921.60	4022.40	4123.20	4173.60	4224.00
	Hourly	43.560	52.800	43.560	45.240	46.500	47.760	49.020	50.280	51.540	52.170	52.800

Position	Amend 2023	Adopt 2024	Amend 2024	**FY 2025**	Department	
Captain	1.000	1.000	1.000	**1.000**	100-110	Police
	1.000	1.000	1.000	**1.000**		

Grade	Frequency	Minimum	Maximum	Base - Including Seniority (Step) Pay								
				Step 1	Step 2	Step 3	Step 4	Step 5	Step 6	Step 7	Step 8	Step 9
				Base	3 YRS	4 YRS	5 YRS	6 YRS	7 YRS	9 YRS	15 YRS	20 YRS
PCS-5	Annual	94,203	113,422	94,203	97,698	100,318	102,939	105,560	108,181	110,802	112,112	113,422
	Monthly	7,850	9,452	7,850	8,141	8,360	8,578	8,797	9,015	9,233	9,343	9,452
	Bi-Weekly	3623.20	4362.40	3623.20	3757.60	3858.40	3959.20	4060.00	4160.80	4261.60	4312.00	4362.40
	Hourly	45.290	54.530	45.290	46.970	48.230	49.490	50.750	52.010	53.270	53.900	54.530

Position	Amend 2023	Adopt 2024	Amend 2024	**FY 2025**	Department	
Assistant Police Chief	1.000	1.000	1.000	**1.000**	100-110	Police
	1.000	1.000	1.000	**1.000**		

CITY OF CORSICANA

2025 SALARY PLAN DETAIL (INCLUDES 5% INCREASE)

CIVIL SERVICE POSITIONS

Grade	Frequency	Minimum	Maximum	Base
FCS-A *Recruit I*	Annual	43,243	43,243	43,243
	Monthly	3,604	3,604	3,604
	Bi-Weekly	1663.20	1663.20	1663.20
	Shift Hourly	14.850	14.850	14.850
	Hourly	20.790	20.790	20.790

Position	Amend 2023	Adopt 2024	Amend 2024	**FY 2025**	Department	
Recruit I	0.000	0.000	0.000	**0.000**	100-120	Fire
Recruit I	0.000	0.000	0.000	**0.000**	503-125	EMS
(temporary assignment)	0.000	0.000	0.000	**0.000**		

Grade	Frequency	Minimum	Maximum	Base
FCS-B *Recruit II*	Annual	64,126	64,126	64,126
	Monthly	5,344	5,344	5,344
	Bi-Weekly	2466.40	2466.40	2466.40
	Shift Hourly	22.021	22.021	22.021
	Hourly	30.830	30.830	30.830

Position	Amend 2023	Adopt 2024	Amend 2024	**FY 2025**	Department	
Recruit II	0.000	0.000	0.000	**0.000**	100-120	Fire
Recruit II	0.000	0.000	0.000	**0.000**	503-125	EMS
(temporary assignment)	0.000	0.000	0.000	**0.000**		

Grade	Frequency	Minimum	Maximum	Base
FCS-C *Recruit III*	Annual	65,229	65,229	65,229
	Monthly	5,436	5,436	5,436
	Bi-Weekly	2508.80	2508.80	2508.80
	Shift Hourly	22.400	22.400	22.400
	Hourly	31.360	31.360	31.360

Position	Amend 2023	Adopt 2024	Amend 2024	**FY 2025**	Department	
Recruit III	0.000	0.000	0.000	**0.000**	100-120	Fire
Recruit III	0.000	0.000	0.000	**0.000**	503-125	EMS
(temporary assignment)	0.000	0.000	0.000	**0.000**		

				Base - Including Seniority (Step) Pay								
				Step 1	**Step 2**	**Step 3**	**Step 4**	**Step 5**	**Step 6**	**Step 7**	**Step 8**	**Step 9**
Grade	**Frequency**	**Minimum**	**Maximum**	**Base**	**3 YRS**	**4 YRS**	**5 YRS**	**6 YRS**	**7 YRS**	**9 YRS**	**15 YRS**	**20 YRS**
FCS-1	Annual	68,474	87,693	68,474	71,968	74,589	77,210	79,830	82,451	85,072	86,382	87,693
	Monthly	5,706	7,308	5,706	5,997	6,216	6,434	6,653	6,871	7,089	7,199	7,308
	Bi-Weekly	2633.60	3372.80	2633.60	2768.00	2868.80	2969.60	3070.40	3171.20	3272.00	3322.40	3372.80
	Shift Hourly	23.514	30.114	23.514	24.714	25.614	26.514	27.414	28.314	29.214	29.664	30.114
	Hourly	32.920	42.160	32.920	34.600	35.860	37.120	38.380	39.640	40.900	41.530	42.160

Position	Amend 2023	Adopt 2024	Amend 2024	**FY 2025**	Department	
Firefighter	12.000	12.000	12.000	**12.000**	100-120	Fire
EMS/Firefighter	3.000	3.000	3.000	**3.000**	503-125	EMS
	15.000	15.000	15.000	**15.000**		

CITY OF CORSICANA

2025 SALARY PLAN DETAIL (INCLUDES 5% INCREASE)

CIVIL SERVICE POSITIONS

Grade	Frequency	Minimum	Maximum	Base - Including Seniority (Step) Pay								
				Step 1	Step 2	Step 3	Step 4	Step 5	Step 6	Step 7	Step 8	Step 9
				Base	3 YRS	4 YRS	5 YRS	6 YRS	7 YRS	9 YRS	15 YRS	20 YRS
FCS-2	Annual	72,384	91,603	72,384	75,878	78,499	81,120	83,741	86,362	88,982	90,293	91,603
	Monthly	6,032	7,634	6,032	6,323	6,542	6,760	6,978	7,197	7,415	7,524	7,634
	Bi-Weekly	2784.00	3523.20	2784.00	2918.40	3019.20	3120.00	3220.80	3321.60	3422.40	3472.80	3523.20
	Shift Hourly	24.857	31.457	24.857	26.057	26.957	27.857	28.757	29.657	30.557	31.007	31.457
	Hourly	34.800	44.040	34.800	36.480	37.740	39.000	40.260	41.520	42.780	43.410	44.040

Position	Amend 2023	Adopt 2024	Amend 2024	FY 2025	Department	
Driver/Operator	12.000	12.000	12.000	**12.000**	100-120	Fire
	12.000	12.000	12.000	**12.000**		

Grade	Frequency	Minimum	Maximum	Base - Including Seniority (Step) Pay								
				Step 1	Step 2	Step 3	Step 4	Step 5	Step 6	Step 7	Step 8	Step 9
				Base	3 YRS	4 YRS	5 YRS	6 YRS	7 YRS	9 YRS	15 YRS	20 YRS
FCS-3	Annual	76,274	95,493	76,274	79,768	82,389	85,010	87,630	90,251	92,872	94,182	95,493
	Monthly	6,356	7,958	6,356	6,647	6,866	7,084	7,303	7,521	7,739	7,849	7,958
	Bi-Weekly	2933.60	3672.80	2933.60	3068.00	3168.80	3269.60	3370.40	3471.20	3572.00	3622.40	3672.80
	Shift Hourly	26.193	32.793	26.193	27.393	28.293	29.193	30.093	30.993	31.893	32.343	32.793
	Hourly	36.670	45.910	36.670	38.350	39.610	40.870	42.130	43.390	44.650	45.280	45.910

Position	Amend 2023	Adopt 2024	Amend 2024	FY 2025	Department	
Captain	12.000	12.000	12.000	**12.000**	100-120	Fire
	12.000	12.000	12.000	**12.000**		

Grade	Frequency	Minimum	Maximum	Base - Including Seniority (Step) Pay								
				Step 1	Step 2	Step 3	Step 4	Step 5	Step 6	Step 7	Step 8	Step 9
				Base	3 YRS	4 YRS	5 YRS	6 YRS	7 YRS	9 YRS	15 YRS	20 YRS
FCS-4	Annual	84,822	104,021	84,822	88,296	90,917	93,538	96,158	98,779	101,400	102,710	104,021
	Monthly	7,069	8,668	7,069	7,358	7,576	7,795	8,013	8,232	8,450	8,559	8,668
	Bi-Weekly	3262.40	4000.80	3262.40	3396.00	3496.80	3597.60	3698.40	3799.20	3900.00	3950.40	4000.80
	Shift Hourly	29.129	35.721	29.129	30.321	31.221	32.121	33.021	33.921	34.821	35.271	35.721
	Hourly	40.780	50.010	40.780	42.450	43.710	44.970	46.230	47.490	48.750	49.380	50.010

Position	Amend 2023	Adopt 2024	Amend 2024	FY 2025	Department	
Battalion Chief	4.000	4.000	4.000	**4.000**	100-120	Fire
Battalion Chief/Fire Marshal	1.000	1.000	1.000	**1.000**	100-120	Fire
	5.000	5.000	5.000	5.000		

Grade	Frequency	Minimum	Maximum	Base - Including Seniority (Step) Pay								
				Step 1	Step 2	Step 3	Step 4	Step 5	Step 6	Step 7	Step 8	Step 9
				Base	3 YRS	4 YRS	5 YRS	6 YRS	7 YRS	9 YRS	15 YRS	20 YRS
FCS-5	Annual	94,203	113,422	94,203	97,698	100,318	102,939	105,560	108,181	110,802	112,112	113,422
	Monthly	7,850	9,452	7,850	8,141	8,360	8,578	8,797	9,015	9,233	9,343	9,452
	Bi-Weekly	3623.20	4362.40	3623.20	3757.60	3858.40	3959.20	4060.00	4160.80	4261.60	4312.00	4362.40
	Shift Hourly	32.350	38.950	32.350	33.550	34.450	35.350	36.250	37.150	38.050	38.500	38.950
	Hourly	45.290	54.530	45.290	46.970	48.230	49.490	50.750	52.010	53.270	53.900	54.530

Position	Amend 2023	Adopt 2024	Amend 2024	FY 2025	Department	
Assistant Fire Chief	1.000	1.000	1.000	**1.000**	100-120	Fire

CITY OF CORSICANA
2025 SALARY PLAN DETAIL (INCLUDES 5% INCREASE)
Summary Totals

	Amended 2023	Adopted 2024	Amended 2024	Proposed 2025
Total Civil Service Employees	90.000	90.000	90.000	90.000
Total All Other Employees	162.000	162.000	162.000	160.000
Grand Total All Employees	***252.000***	***252.000***	***252.000***	***250.000***
Total Employees Pay Grade 19-29 Step Pay Plan	147.000	147.000	146.000	144.000
Total Employees Management	15.000	15.000	16.000	16.000
Civil Service Employees	90.000	90.000	90.000	90.000
Grand Total All Employees	**252.000**	**252.000**	**252.000**	**250.000**

Note: Step Pay for Civil Service includes Charter seniority pay.

Years/Svc	Yrly Incr.	Cumulative
3 yrs service	$1,200.00	$1,200.00
4 yrs service	$1,200.00	$2,400.00
5 yrs service	$1,200.00	$3,600.00
6 yrs service	$1,200.00	$4,800.00
7 yrs service	$1,200.00	$6,000.00
9 yrs service	$1,200.00	$7,200.00
15 yrs service	$1,200.00	$8,400.00
20 yrs service	$1,200.00	$9,600.00

City of Corsicana

Monthly Incentive Pay - Fiscal Year 2025

DESCRIPTION	POLICE	FIRE	ENGINEERING	STREETS	SERVICE CENTER	SAMPLING & ANALYSIS	OVERLAND FLOW WWTP	WASTEWATER RECLAMATION	NAVARRO MILLS WTP	LAKE HALBERT WTP	UTILITY SYSTEM MAINTENANCE	UTILITY LINE REPLACEMENT	LANDFILL OPERATIONS	BULK SOLID WASTE	EMS
	100-110	100-120	100-320	100-330	100-530	501-120	501-131	501-132	501-141	501-142	501-200	501-300	502-100	502-300	503-125
CLASSIFIED PERSONNEL ONLY															
30 Approved College Credit Hours	$25	$25													$25
60 Approved College Credit Hours	$50	$50													$50
90 Approved College Credit Hours	$75	$75													$75
120 Approved College Credit Hours	$100	$100													$100
INCENTIVE PAY															
Intermediate Certificate	$75	$75													
Advanced Certificate	$150	$150													
Master Certificate	$200	$200													
Field Training Officer	$150														
SWAT Pay (No more than 11 at a time)	$120														
EMT Basic Certificate															$50
EMT Intermediate Certificate															$75
EMT Paramedic Certificate (approved 10-1-02)															$100
EMS Paramedic Assignment Pay (approved 10-1-02)															$150
EMT Instructor/Examiner															$25
EMT Preceptor Pay (per Shift)															$15
EMS Coordinator Assignment Pay															$150
EMS Assignment Pay-Patient Care (per Shift)															$4.167/hr or $100/ 24 hr shift
TEL-M - Police-Master Telecommunicator Certtificate	$200														
TEL-A - Police Advanced Telecommunicator Certificate	$150														
TEL-I - Police Intermediate Telecommunicator Certificate	$75														
State Plumbing Inspector Certification			$100												
Pesticide Applicator License				$100											
Fuel Tank Operator A					$150										
Fuel Tank Operator B					$100										
Fuel Tank Operator C					$75										
Wastewater Class I (Collection System)											$75	$75			
Wastewater Class II (Collection System)											$100	$100			
Wastewater Class III (Collection System)											$150	$150			
Water Treatment Certificate A						$150	$150	$150	$150	$150	$150	$150			
Water Treatment Certificate B						$100	$100	$100	$100	$100	$100	$100			
Water Treatment Certificate C						$75	$75	$75	$75	$75	$75	$75			
Water Treatment Certificate D						$50	$50	$50	$50	$50	$50	$50			
Sewer Treatment Certificate A						$150	$150	$150	$150	$150	$150	$150			
Sewer Treatment Certificate B						$100	$100	$100	$100	$100	$100	$100			
Sewer Treatment Certificate C						$75	$75	$75	$75	$75	$75	$75			
Sewer Treatment Certificate D						$50	$50	$50	$50	$50	$50	$50			
Water Distribution Operator License A											$150	$150			
Water Distribution Operator License B											$100	$100			
Water Distribution Operator License C						$75	$75	$75	$75	$75	$75	$75			
Water Distribution Operator License D											$50	$50			
Backflow Prevention Certificate						$100									
Customer Service Inspection Certificate			$100												
Landscape Irrigation Inspector Certificate			$100												
Solid Waste Tech. Letter of Competency A													$150		
Solid Waste Tech. Letter of Competency B													$100		
Solid Waste Tech. Letter of Competency C													$75		
Solid Waste Tech. Letter of Competency D													$50		
Trench Burner Certification														$100	

RESOLUTION NO. 4513

A RESOLUTION OF THE CITY COUNCIL OF THE CITY OF CORSICANA, TEXAS, AUTHORIZING THE PROCESS TO BEGIN ESTABLISHING A TAX RATE OF $0.4948 FOR THE 2025 BUDGET YEAR; WHICH WILL RAISE MORE MONEY FOR PROPERTY TAXES THAN THE 2024 BUDGET YEAR RATE OF $0.4526, WHICH RAISES MORE MONEY FOR MAINTENANCE AND OPERATIONS.

WHEREAS, in accordance with the provisions of the laws of the State of Texas, the City Council will conduct one public hearing for the purpose of considering an increase in the total tax revenues of the City of Corsicana from properties on the tax roll in the preceding year; and

WHEREAS, the considered tax rate will raise more money for Maintenance and Operations than last year's tax rate; and

WHEREAS, the current tax rate is $0.4526 and the considered tax rate is $0.4948; and

WHEREAS, the tax assessor/collector has calculated the tax rates as follows:

Maintenance and Operations (M&O) Tax Rate:	$0.3469 per $100
Debt Service (I&S) Tax Rate:	$0.1479 per $100
Total Considered Tax Rate for Fiscal Year 2024:	$0.4948 per $100
No-New-Revenue Tax Rate:	$0.4310 per $100
Voter-Approval Tax Rate:	$0.4949 per $100
De Minimis Tax Rate:	$0.4635 per $100

NOW, THEREFORE, BE IT RESOLVED that the City Council of the City of Corsicana, Texas, authorizes the process to begin of establishing a tax rate of $0.4948 for the 2025 budget year, which will raise more money for property taxes and more money for Maintenance and Operations.

PASSED, and **APPROVED** this the **12th** day of **August, 2024,** at a regular meeting of the City Council of the City of Corsicana, Texas, with the following record vote:

Michael Fletcher, Mayor:	Aye
Will Jones, Council Member:	Aye
Shayla Johnson, Council Member:	Nay
Chris Woolsey, Council Member:	Nay
Jeff Smith, Mayor Pro Tem/Council Member:	Aye

Michael Fletcher, Mayor

ATTEST:

Cathy McMullan, Acting Finance Dir./City Secretary

APPROVED AS TO FORM:

Kerri Anderson Donica, City Attorney

CITY OF CORSICANA OFFICE OF SECRETARY

CITY OF CORSICANA

AD VALOREM TAX RATE

BUDGET YEAR
OCTOBER 1, 2024 - SEPTEMBER 30, 2025

		General Fund		General Fund for TIF #2 District		I & S Fund		Combined
Net Taxable Value		$ 2,631,112,128		$ 22,705,160		$ 2,631,112,128		$ 2,631,112,128
Plus (Minus) TIF District Base Values		$ 20,558,240		$ (2,146,920)		$ -		$ -
Less (Minus) TIF District Captured Values		$ -		$ -				$ -
		$ 2,610,553,888		$ 20,558,240		$ 2,631,112,128		$ 2,631,112,128
Collection Rate 100%	X	100%	X	100%	X	100%	X	100%
Value at Collection Rate		$ 2,610,553,888		$ 20,558,240		$ 2,631,112,128		$ 2,631,112,128
Proposed Tax Rate	X	0.346900	X	0.346900	X	0.147900	X	0.494800
						0		
Revenue Produced at 100% of Tax Rate		$ 9,056,011		$ 71,317		$ 3,891,415		$ 13,018,743
						-		

Fund	Taxable	Percentage	Rate	Amount
General Operating Fund	2,610,553,888	69.56%	0.346900	$ 9,056,011
General Fund for TIF District	20,558,240	0.5478%		$ 71,317
Total General Fund Collections				$ 9,127,328
General Obligation Debt Service Fund	2,631,112,128	29.8909%	0.147900	$ 3,891,415
Total		100.00000%	0.494800	$ 13,018,743

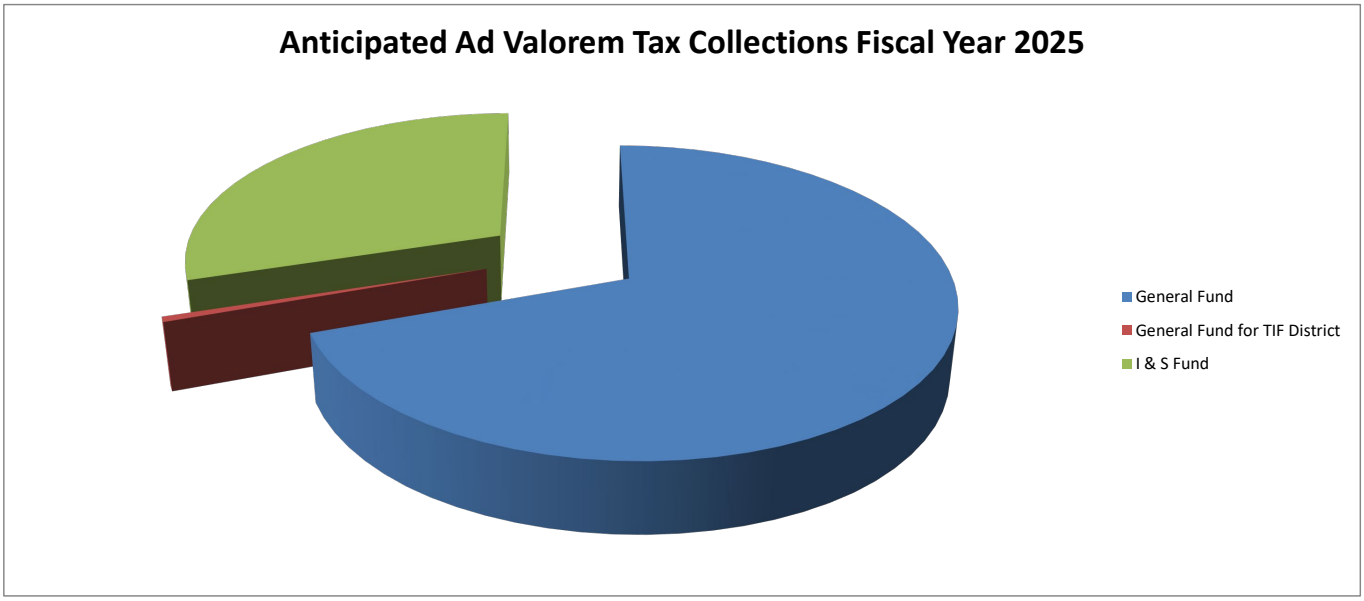

At the 100% collection rate, each cent is worth a total of: *$ 263,111*

2024 Tax Rate Calculation Worksheet
Taxing Units Other Than School Districts or Water Districts

Form 50-856

CITY OF CORSICANA (10)
Taxing Unit Name

903-654-4800
Phone *(area code and number)*

200 N 12TH ST CORSICANA, TX 75110
Taxing Unit's Address, City, State, ZIP Code

https://www.cityofcorsicana.com
Taxing Unit's Website Address

GENERAL INFORMATION: Tax Code Section 26.04(c) requires an officer or employee designated by the governing body to calculate the no-new-revenue (NNR) tax rate and voter-approval tax rate for the taxing unit. These tax rates are expressed in dollars per $100 of taxable value calculated. The calculation process starts after the chief appraiser delivers to the taxing unit the certified appraisal roll and the estimated values of properties under protest. The designated officer or employee shall certify that the officer or employee has accurately calculated the tax rates and used values shown for the certified appraisal roll or certified estimate. The officer or employee submits the rates to the governing body by Aug. 7 or as soon thereafter as practicable.

School districts do not use this form, but instead use Comptroller Form 50-859 *Tax Rate Calculation Worksheet, School District without Chapter 313 Agreements* or Comptroller Form 50-884 *Tax Rate Calculation Worksheet, School District with Chapter 313 Agreements.*

Water districts as defined under Water Code Section 49.001(1) do not use this form, but instead use Comptroller Form 50-858 *Water District Voter-Approval Tax Rate Worksheet for Low Tax Rate and Developing Districts* or Comptroller Form 50-860 *Developed Water District Voter-Approval Tax Rate Worksheet.*

The Comptroller's office provides this worksheet to assist taxing units in determining tax rates. The information provided in this worksheet is offered as technical assistance and not legal advice. Taxing units should consult legal counsel for interpretations of law regarding tax rate preparation and adoption.

SECTION 1: No-New-Revenue Tax Rate

The NNR tax rate enables the public to evaluate the relationship between taxes for the prior year and for the current year based on a tax rate that would produce the same amount of taxes (no new taxes) if applied to the same properties that are taxed in both years. When appraisal values increase, the NNR tax rate should decrease.

The NNR tax rate for a county is the sum of the NNR tax rates calculated for each type of tax the county levies.

While uncommon, it is possible for a taxing unit to provide an exemption for only maintenance and operations taxes. In this case, the taxing unit will need to calculate the NNR tax rate separately for the maintenance and operations tax and the debt tax, then add the two components together.

Line	No-New-Revenue Tax Rate Worksheet	Amount/Rate
1.	**Prior year total taxable value.** Enter the amount of the prior year taxable value on the prior year tax roll today. Include any adjustments since last year's certification; exclude Tax Code Section 25.25(d) one-fourth and one-third over-appraisal corrections from these adjustments. Exclude any property value subject to an appeal under Chapter 42 as of July 25 (will add undisputed value in Line 6). This total includes the taxable value of homesteads with tax ceilings (will deduct in Line 2) and the captured value for tax increment financing (adjustment is made by deducting TIF taxes, as reflected in Line 17).[1]	$ 2,489,510,253
2.	**Prior year tax ceilings.** Counties, cities and junior college districts. Enter the prior year total taxable value of homesteads with tax ceilings. These include the homesteads of homeowners age 65 or older or disabled. Other taxing units enter 0. If your taxing unit adopted the tax ceiling provision last year or a prior year for homeowners age 65 or older or disabled, use this step.[2]	$ 0
3.	**Preliminary prior year adjusted taxable value.** Subtract Line 2 from Line 1.	$ 2,489,510,253
4.	**Prior year total adopted tax rate.**	$ 0.4526 /$100
5.	**Prior year taxable value lost because court appeals of ARB decisions reduced the prior year's appraised value.**	
	A. **Original prior year ARB values:** $ 10,924,160	
	B. **Prior year values resulting from final court decisions:** - $ 8,376,500	
	C. **Prior year value loss.** Subtract B from A.[3]	$ 2,547,660
6.	**Prior year taxable value subject to an appeal under Chapter 42, as of July 25.**	
	A. **Prior year ARB certified value:** $ 0	
	B. **Prior year disputed value:** - $ 0	
	C. **Prior year undisputed value.** Subtract B from A.[4]	$ 0
7.	**Prior year Chapter 42 related adjusted values.** Add Line 5C and Line 6C.	$ 2,547,660

[1] Tex. Tax Code §26.012(14)
[2] Tex. Tax Code §26.012(14)
[3] Tex. Tax Code §26.012(13)
[4] Tex. Tax Code §26.012(13)

Line	No-New-Revenue Tax Rate Worksheet	Amount/Rate
8.	**Prior year taxable value, adjusted for actual and potential court-ordered adjustments.** Add Line 3 and Line 7.	$ 2,492,057,913
9.	**Prior year taxable value of property in territory the taxing unit deannexed after Jan. 1, 2023.** Enter the prior year value of property in deannexed territory. [5]	$ 0
10.	**Prior year taxable value lost because property first qualified for an exemption in the current year.** If the taxing unit increased an original exemption, use the difference between the original exempted amount and the increased exempted amount. Do not include value lost due to freeport, goods-in-transit, temporary disaster exemptions. Note that lowering the amount or percentage of an existing exemption in the current year does not create a new exemption or reduce taxable value. A. **Absolute exemptions.** Use prior year market value: ..... $ 1,723,190 B. **Partial exemptions.** Current year exemption amount or current year percentage exemption times prior year value: ..... + $ 2,354,231 C. **Value loss.** Add A and B. [6]	$ 4,077,421
11.	**Prior year taxable value lost because property first qualified for agricultural appraisal (1-d or 1-d-1), timber appraisal, recreational/scenic appraisal or public access airport special appraisal in the current year.** Use only properties that qualified for the first time in the current year; do not use properties that qualified in the prior year. A. **Prior year market value:** ..... $ 0 B. **Current year productivity or special appraised value:** ..... - $ 0 C. **Value loss.** Subtract B from A. [7]	$ 0
12.	**Total adjustments for lost value.** Add Lines 9, 10C and 11C.	$ 4,077,421
13.	**Prior year captured value of property in a TIF.** Enter the total value of the prior year captured appraised value of property taxable by a taxing unit in a tax increment financing zone for which the prior year taxes were deposited into the tax increment fund. [8] If the taxing unit has no captured appraised value in line 18D, enter 0.	$ 20,572,430
14.	**Prior year total value.** Subtract Line 12 and Line 13 from Line 8.	$ 2,467,408,062
15.	**Adjusted prior year total levy.** Multiply Line 4 by Line 14 and divide by $100.	$ 11,167,488
16.	**Taxes refunded for years preceding the prior tax year.** Enter the amount of taxes refunded by the taxing unit for tax years preceding the prior tax year. Types of refunds include court decisions, Tax Code Section 25.25(b) and (c) corrections and Tax Code Section 31.11 payment errors. Do not include refunds for the prior tax year. This line applies only to tax years preceding the prior tax year. [9]	$ 35,844
17.	**Adjusted prior year levy with refunds and TIF adjustment.** Add Lines 15 and 16. [10]	$ 11,203,332
18.	**Total current year taxable value on the current year certified appraisal roll today.** This value includes only certified values or certified estimate of values and includes the total taxable value of homesteads with tax ceilings (will deduct in Line 20). These homesteads include homeowners age 65 or older or disabled. [11] A. **Certified values:** ..... $ 2,583,477,594 B. **Counties:** Include railroad rolling stock values certified by the Comptroller's office: ..... + $ C. **Pollution control and energy storage system exemption:** Deduct the value of property exempted for the current tax year for the first time as pollution control or energy storage system property: ..... - $ 0 D. **Tax increment financing:** Deduct the current year captured appraised value of property taxable by a taxing unit in a tax increment financing zone for which the current year taxes will be deposited into the tax increment fund. Do not include any new property value that will be included in Line 23 below. [12] ..... - $ 22,705,160 E. **Total current year value.** Add A and B, then subtract C and D.	$ 2,560,772,434

[5] Tex. Tax Code §26.012(15)
[6] Tex. Tax Code §26.012(15)
[7] Tex. Tax Code §26.012(15)
[8] Tex. Tax Code §26.03(c)
[9] Tex. Tax Code §26.012(13)
[10] Tex. Tax Code §26.012(13)
[11] Tex. Tax Code §26.012, 26.04(c-2)
[12] Tex. Tax Code §26.03(c)

For additional copies v it comptroller texas.gov taxes/property-tax

Line	No-New-Revenue Tax Rate Worksheet	Amount/Rate
19.	**Total value of properties under protest or not included on certified appraisal roll.** [13]	
	A. **Current year taxable value of properties under protest.** The chief appraiser certifies a list of properties still under ARB protest. The list shows the appraisal district's value and the taxpayer's claimed value, if any, or an estimate of the value if the taxpayer wins. For each of the properties under protest, use the lowest of these values. Enter the total value under protest. [14] ..... $ 70,339,694	
	B. **Current year value of properties not under protest or included on certified appraisal roll.** The chief appraiser gives taxing units a list of those taxable properties that the chief appraiser knows about but are not included in the appraisal roll certification. These properties also are not on the list of properties that are still under protest. On this list of properties, the chief appraiser includes the market value, appraised value and exemptions for the preceding year and a reasonable estimate of the market value, appraised value and exemptions for the current year. Use the lower market, appraised or taxable value (as appropriate). Enter the total value of property not on the certified roll. [15] ..... + $ 0	
	C. **Total value under protest or not certified.** Add A and B.	$ 70,339,694
20.	**Current year tax ceilings.** Counties, cities and junior colleges enter current year total taxable value of homesteads with tax ceilings. These include the homesteads of homeowners age 65 or older or disabled. Other taxing units enter 0. If your taxing unit adopted the tax ceiling provision in the prior year or a previous year for homeowners age 65 or older or disabled, use this step.[16]	$ 0
21.	**Current year total taxable value.** Add Lines 18E and 19C. Subtract Line 20. [17]	$ 2,631,112,128
22.	**Total current year taxable value of properties in territory annexed after Jan. 1, of the prior year.** Include both real and personal property. Enter the current year value of property in territory annexed. [18]	$ 0
23.	**Total current year taxable value of new improvements and new personal property located in new improvements.** New means the item was not on the appraisal roll in the prior year. An improvement is a building, structure, fixture or fence erected on or affixed to land. New additions to existing improvements may be included if the appraised value can be determined. New personal property in a new improvement must have been brought into the taxing unit after Jan. 1, of the prior year and be located in a new improvement. New improvements **do** include property on which a tax abatement agreement has expired for the current year. [19]	$ 31,988,727
24.	**Total adjustments to the current year taxable value.** Add Lines 22 and 23.	$ 31,988,727
25.	**Adjusted current year taxable value.** Subtract Line 24 from Line 21.	$ 2,599,123,401
26.	**Current year NNR tax rate.** Divide Line 17 by Line 25 and multiply by $100.[20]	$ 0.4310 /$100
27.	**COUNTIES ONLY.** Add together the NNR tax rates for each type of tax the county levies. The total is the current year county NNR tax rate. [21]	$ _____ /$100

SECTION 2: Voter-Approval Tax Rate

The voter-approval tax rate is the highest tax rate that a taxing unit may adopt without holding an election to seek voter approval of the rate. The voter-approval tax rate is split into two separate rates:

1. **Maintenance and Operations (M&O) Tax Rate:** The M&O portion is the tax rate that is needed to raise the same amount of taxes that the taxing unit levied in the prior year plus the applicable percentage allowed by law. This rate accounts for such things as salaries, utilities and day-to-day operations.
2. **Debt Rate:** The debt rate includes the debt service necessary to pay the taxing unit's debt payments in the coming year. This rate accounts for principal and interest on bonds and other debt secured by property tax revenue.

The voter-approval tax rate for a county is the sum of the voter-approval tax rates calculated for each type of tax the county levies. In most cases the voter-approval tax rate exceeds the no-new-revenue tax rate, but occasionally decreases in a taxing unit's debt service will cause the NNR tax rate to be higher than the voter-approval tax rate.

Line	Voter-Approval Tax Rate Worksheet	Amount/Rate
28.	**Prior year M&O tax rate.** Enter the prior year M&O tax rate.	$ 0.3098 /$100
29.	**Prior year taxable value, adjusted for actual and potential court-ordered adjustments.** Enter the amount in Line 8 of the *No-New-Revenue Tax Rate Worksheet*	$ 2,492,057,913

[13] Tex. Tax Code §26.01(c) and (d)
[14] Tex. Tax Code §26.01(c)
[15] Tex. Tax Code §26.01(d)
[16] Tex. Tax Code §26.012(6)(B)
[17] Tex. Tax Code §26.012(6)
[18] Tex. Tax Code §26.012(17)
[19] Tex. Tax Code §26.012(17)
[20] Tex. Tax Code §26.04(c)
[21] Tex. Tax Code §26.04(d)

Line	Voter-Approval Tax Rate Worksheet		Amount/Rate
30.	**Total prior year M&O levy.** Multiply Line 28 by Line 29 and divide by $100.		$ 7,720,395
31.	**Adjusted prior year levy for calculating NNR M&O rate.**		
	A. **M&O taxes refunded for years preceding the prior tax year.** Enter the amount of M&O taxes refunded in the preceding year for taxes before that year. Types of refunds include court decisions, Tax Code Section 25.25(b) and (c) corrections and Tax Code Section 31.11 payment errors. Do not include refunds for tax year 2023. This line applies only to tax years preceding the prior tax year.	+ $ 35,844	
	B. **Prior year taxes in TIF.** Enter the amount of taxes paid into the tax increment fund for a reinvestment zone as agreed by the taxing unit. If the taxing unit has no current year captured appraised value in Line 18D, enter 0.	– $ 46,197	
	C. **Prior year transferred function.** If discontinuing all of a department, function or activity and transferring it to another taxing unit by written contract, enter the amount spent by the taxing unit discontinuing the function in the 12 months preceding the month of this calculation. If the taxing unit did not operate this function for this 12-month period, use the amount spent in the last full fiscal year in which the taxing unit operated the function. The taxing unit discontinuing the function will subtract this amount in D below. The taxing unit receiving the function will add this amount in D below. Other taxing units enter 0.	+/- $ 0	
	D. **Prior year M&O levy adjustments.** Subtract B from A. For taxing unit with C, subtract if discontinuing function and add if receiving function.	$ -10,353	
	E. Add Line 30 to 31D.		$ 7 710,042
32.	**Adjusted current year taxable value.** Enter the amount in Line 25 of the *No-New-Revenue Tax Rate Worksheet.*		$ 2,599,123,401
33.	**Current year NNR M&O rate (unadjusted).** Divide Line 31E by Line 32 and multiply by $100.		$ 0.2966 /$100
34.	**Rate adjustment for state criminal justice mandate.** [23]		
	A. **Current year state criminal justice mandate.** Enter the amount spent by a county in the previous 12 months providing for the maintenance and operation cost of keeping inmates in county-paid facilities after they have been sentenced. Do not include any state reimbursement received by the county for the same purpose.	$ 0	
	B. **Prior year state criminal justice mandate.** Enter the amount spent by a county in the 12 months prior to the previous 12 months providing for the maintenance and operation cost of keeping inmates in county-paid facilities after they have been sentenced. Do not include any state reimbursement received by the county for the same purpose. Enter zero if this is the first time the mandate applies.	– $ 0	
	C. Subtract B from A and divide by Line 32 and multiply by $100.	$ 0.0000 /$100	
	D. Enter the rate calculated in C. If not applicable, enter 0.		$ 0.0000 /$100
35.	**Rate adjustment for indigent health care expenditures.** [24]		
	A. **Current year indigent health care expenditures.** Enter the amount paid by a taxing unit providing for the maintenance and operation cost of providing indigent health care for the period beginning on July 1, of the prior tax year and ending on June 30, of the current tax year, less any state assistance received for the same purpose.	$ 0	
	B. **Prior year indigent health care expenditures.** Enter the amount paid by a taxing unit providing for the maintenance and operation cost of providing indigent health care for the period beginning on July 1, 2022 and ending on June 30, 2023, less any state assistance received for the same purpose.	– $ 0	
	C. Subtract B from A and divide by Line 32 and multiply by $100.	$ 0 0000 /$100	
	D. Enter the rate calculated in C. If not applicable, enter 0.		$ 0.0000 /$100

[Reserved for expansion]
[23] Tex. Tax Code §26.044
[24] Tex. Tax Code §26.0441

Line	Voter-Approval Tax Rate Worksheet	Amount/Rate
36.	**Rate adjustment for county indigent defense compensation.** [25]	
	A. **Current year indigent defense compensation expenditures.** Enter the amount paid by a county to provide appointed counsel for indigent individuals and fund the operations of a public defender's office under Article 26.044, Code of Criminal Procedure for the period beginning on July 1, of the prior tax year and ending on June 30,of the current tax year, less any state grants received by the county for the same purpose..... $ 0	
	B. **Prior year indigent defense compensation expenditures.** Enter the amount paid by a county to provide appointed counsel for indigent individuals and fund the operations of a public defender's office under Article 26.044, Code of Criminal Procedure for the period beginning on July 1, 2022 and ending on June 30, 2023, less any state grants received by the county for the same purpose..... $ 0	
	C. Subtract B from A and divide by Line 32 and multiply by $100..... $ 0.0000 /$100	
	D. Multiply B by 0.05 and divide by Line 32 and multiply by $100..... $ 0.0000 /$100	
	E. Enter the lesser of C and D. If not applicable, enter 0.	$ 0.0000 /$100
37.	**Rate adjustment for county hospital expenditures.** [26]	
	A. **Current year eligible county hospital expenditures.** Enter the amount paid by the county or municipality to maintain and operate an eligible county hospital for the period beginning on July 1, of the prior tax year and ending on June 30, of the current tax year..... $ 0	
	B. **Prior year eligible county hospital expenditures.** Enter the amount paid by the county or municipality to maintain and operate an eligible county hospital for the period beginning on July 1, 2022 and ending on June 30, 2023. ..... $ 0	
	C. Subtract B from A and divide by Line 32 and multiply by $100..... $ 0.0000 /$100	
	D. Multiply B by 0.08 and divide by Line 32 and multiply by $100..... $ 0.0000 /$100	
	E. Enter the lesser of C and D, if applicable. If not applicable, enter 0.	$ 0.0000 /$100
38.	**Rate adjustment for defunding municipality.** This adjustment only applies to a municipality that is considered to be a defunding municipality for the current tax year under Chapter 109, Local Government Code. Chapter 109, Local Government Code only applies to municipalities with a population of more than 250,000 and includes a written determination by the Office of the Governor. See Tax Code Section 26.0444 for more information.	
	A. **Amount appropriated for public safety in the prior year.** Enter the amount of money appropriated for public safety in the budget adopted by the municipality for the preceding fiscal year..... $ 0	
	B. **Expenditures for public safety in the prior year.** Enter the amount of money spent by the municipality for public safety during the preceding fiscal year ..... $ 0	
	C. Subtract B from A and divide by Line 32 and multiply by $100 ..... $ 0.0000 /$100	
	D. Enter the rate calculated in C. If not applicable, enter 0.	$ 0.0000 /$100
39.	**Adjusted current year NNR M&O rate.** Add Lines 33, 34D, 35D, 36E, and 37E. Subtract Line 38D.	$ 0.2966 /$100
40.	**Adjustment for prior year sales tax specifically to reduce property taxes.** Cities, counties and hospital districts that collected and spent additional sales tax on M&O expenses in the prior year should complete this line. These entities will deduct the sales tax gain rate for the current year in Section 3. Other taxing units, enter zero.	
	A. Enter the amount of additional sales tax collected and spent on M&O expenses in the prior year, if any. Counties must exclude any amount that was spent for economic development grants from the amount of sales tax spent ..... $ 3,451,842	
	B. Divide Line 40A by Line 32 and multiply by $100 ..... $ 0.1328 /$100	
	C. Add Line 40B to Line 39.	$ 0.4294 /$100
41.	**Current year voter-approval M&O rate.** Enter the rate as calculated by the appropriate scenario below.	
	Special Taxing Unit. If the taxing unit qualifies as a special taxing unit, multiply Line 40C by 1.08.	
	- or -	
	Other Taxing Unit. If the taxing unit does not qualify as a special taxing unit, multiply Line 40C by 1.035.	$ 0.4444 /$100

[25] Tex. Tax Code §26.0442
[26] Tex. Tax Code §26.0443

Line	Voter-Approval Tax Rate Worksheet	Amount/Rate
D41.	***Disaster Line 41 (D41):* Current year voter-approval M&O rate for taxing unit affected by disaster declaration.** If the taxing unit is located in an area declared a disaster area and at least one person is granted an exemption under Tax Code Section 11.35 for property located in the taxing unit, the governing body may direct the person calculating the voter-approval tax rate to calculate in the manner provided for a special taxing unit. The taxing unit shall continue to calculate the voter-approval tax rate in this manner until the earlier of: 1) the first year in which total taxable value on the certified appraisal roll exceeds the total taxable value of the tax year in which the disaster occurred; or 2) the third tax year after the tax year in which the disaster occurred. If the taxing unit qualifies under this scenario, multiply Line 40C by 1.08.[27] If the taxing unit does not qualify, do not complete Disaster Line 41 (Line D41).	$ 0.0000 /$100
42.	**Total current year debt to be paid with property taxes and additional sales tax revenue.** Debt means the interest and principal that will be paid on debts that: (1) are paid by property taxes; (2) are secured by property taxes; (3) are scheduled for payment over a period longer than one year; and (4) are not classified in the taxing unit's budget as M&O expenses. A. **Debt** also includes contractual payments to other taxing units that have incurred debts on behalf of this taxing unit, if those debts meet the four conditions above. Include only amounts that will be paid from property tax revenue. Do not include appraisal district budget payments. If the governing body of a taxing unit authorized or agreed to authorize a bond, warrant, certificate of obligation, or other evidence of indebtedness on or after Sept. 1, 2021, verify if it meets the amended definition of debt before including it here.[28] Enter debt amount ..... $ 3,892,990 B. Subtract **unencumbered fund amount** used to reduce total debt. ..... – $ 0 C. Subtract **certified amount spent from sales tax to reduce debt** (enter zero if none) ..... – $ 0 D. Subtract **amount paid** from other resources ..... – $ 0 E. **Adjusted debt.** Subtract B, C and D from A.	$ 3,892,990
43.	**Certified prior year excess debt collections.** Enter the amount certified by the collector.[29]	$ 0
44.	**Adjusted current year debt.** Subtract Line 43 from Line 42E.	$ 3,892,990
45.	**Current year anticipated collection rate.** A. Enter the current year anticipated collection rate certified by the collector.[30] ..... 100.00 % B. Enter the prior year actual collection rate. ..... 101.35 % C. Enter the 2022 actual collection rate. ..... 99.56 % D. Enter the 2021 actual collection rate. ..... 103.31 % E. If the anticipated collection rate in A is lower than actual collection rates in B, C and D, enter the lowest collection rate from B, C and D. If the anticipated rate in A is higher than at least one of the rates in the prior three years, enter the rate from A. Note that the rate can be greater than 100%.[31]	100.00 %
46.	**Current year debt adjusted for collections.** Divide Line 44 by Line 45E.	$ 3,892,990
47.	**Current year total taxable value.** Enter the amount on Line 21 of the *No New Revenue Tax Rate Worksheet*	$ 2,631,112,128
48.	**Current year debt rate.** Divide Line 46 by Line 47 and multiply by $100	$ 0.1479 /$100
49.	**Current year voter-approval M&O rate plus current year debt rate.** Add Lines 41 and 48.	$ 0.5923 /$100
D49.	***Disaster Line 49 (D49):* Current year voter-approval tax rate for taxing unit affected by disaster declaration.** Complete this line if the taxing unit calculated the voter-approval tax rate in the manner provided for a special taxing unit on Line D41. Add Line D41 and 48.	$ 0.0000 /$100

[27] Tex. Tax Code §26.042(a)
[28] Tex. Tax Code §26.012(7)
[29] Tex. Tax Code §26.012(10) and 26.04(b)
[30] Tex. Tax Code §26.04(b)
[31] Tex. Tax Code §§26.04(h), (h-1) and (h-2)

Line	Voter-Approval Tax Rate Worksheet	Amount/Rate
50.	**COUNTIES ONLY.** Add together the voter-approval tax rates for each type of tax the county levies. The total is the current year county voter-approval tax rate.	$ 0.0000 /$100

SECTION 3: NNR Tax Rate and Voter-Approval Tax Rate Adjustments for Additional Sales Tax to Reduce Property Taxes

Cities, counties and hospital districts may levy a sales tax specifically to reduce property taxes. Local voters by election must approve imposing or abolishing the additional sales tax. If approved, the taxing unit must reduce its NNR and voter-approval tax rates to offset the expected sales tax revenue.

This section should only be completed by a county, city or hospital district that is required to adjust its NNR tax rate and/or voter-approval tax rate because it adopted the additional sales tax.

Line	Additional Sales and Use Tax Worksheet	Amount/Rate
51.	**Taxable Sales.** For taxing units that adopted the sales tax in November of the prior tax year or May of the current tax year, enter the Comptroller's estimate of taxable sales for the previous four quarters.[32] Estimates of taxable sales may be obtained through the Comptroller's Allocation Historical Summary webpage. Taxing units that adopted the sales tax before November of the prior year, enter 0.	$ 0
52.	**Estimated sales tax revenue.** Counties exclude any amount that is or will be spent for economic development grants from the amount of estimated sales tax revenue.[33] **Taxing units that adopted the sales tax in November of the prior tax year or in May of the current tax year.** Multiply the amount on Line 51 by the sales tax rate (.01, .005 or .0025, as applicable) and multiply the result by .95.[34] **- or -** **Taxing units that adopted the sales tax before November of the prior year.** Enter the sales tax revenue for the previous four quarters. Do not multiply by .95.	$ 3,281,059
53.	**Current year total taxable value.** Enter the amount from Line 21 of the *No-New-Revenue Tax Rate Worksheet.*	$ 2,631,112,128
54.	**Sales tax adjustment rate.** Divide Line 52 by Line 53 and multiply by $100.	$ 0.1247 /$100
55.	**Current year NNR tax rate, unadjusted for sales tax.**[35] Enter the rate from Line 26 or 27, as applicable, on the *No-New-Revenue Tax Rate Worksheet.*	$ 0.4310 /$100
56.	**Current year NNR tax rate, adjusted for sales tax.** **Taxing units that adopted the sales tax in November the prior tax year or in May of the current tax year.** Subtract Line 54 from Line 55. Skip to Line 57 if you adopted the additional sales tax before November of the prior tax year.	$ 0.4310 /$100
57.	**Current year voter-approval tax rate, unadjusted for sales tax.**[36] Enter the rate from Line 49, Line D49 (disaster) or Line 50 (counties) as applicable, of the *Voter-Approval Tax Rate Worksheet.*	$ 0.5923 /$100
58.	**Current year voter-approval tax rate, adjusted for sales tax.** Subtract Line 54 from Line 57.	$ 0.4676 /$100

SECTION 4: Voter-Approval Tax Rate Adjustment for Pollution Control

A taxing unit may raise its rate for M&O funds used to pay for a facility, device or method for the control of air, water or land pollution. This includes any land, structure, building, installation, excavation, machinery, equipment or device that is used, constructed, acquired or installed wholly or partly to meet or exceed pollution control requirements. The taxing unit's expenses are those necessary to meet the requirements of a permit issued by the Texas Commission on Environmental Quality (TCEQ). The taxing unit must provide the tax assessor with a copy of the TCEQ letter of determination that states the portion of the cost of the installation for pollution control.

This section should only be completed by a taxing unit that uses M&O funds to pay for a facility, device or method for the control of air, water or land pollution.

Line	Voter-Approval Rate Adjustment for Pollution Control Requirements Worksheet	Amount/Rate
59.	**Certified expenses from the Texas Commission on Environmental Quality (TCEQ).** Enter the amount certified in the determination letter from TCEQ.[37] The taxing unit shall provide its tax assessor-collector with a copy of the letter.[38]	$ 0
60.	**Current year total taxable value.** Enter the amount from Line 21 of the *No-New-Revenue Tax Rate Worksheet.*	$ 2,631,112,128
61.	**Additional rate for pollution control.** Divide Line 59 by Line 60 and multiply by $100.	$ 0.0000 /$100

[32] Tex. Tax Code §26.041(d)
[33] Tex. Tax Code §26.041(i)
[34] Tex. Tax Code §26.041(d)
[35] Tex. Tax Code §26.04(c)
[36] Tex. Tax Code §26.04(c)
[37] Tex. Tax Code §26.045(d)
[38] Tex. Tax Code §26.045(i)

Line	Voter-Approval Rate Adjustment for Pollution Control Requirements Worksheet	Amount/Rate
62.	**Current year voter-approval tax rate, adjusted for pollution control.** Add Line 61 to one of the following lines (as applicable): Line 49, Line D49 (disaster), Line 50 (counties) or Line 58 (taxing units with the additional sales tax).	$ 0.4676 /$100

SECTION 5: Voter-Approval Tax Rate Adjustment for Unused Increment Rate

The unused increment rate is the rate equal to the sum of the prior 3 years Foregone Revenue Amounts divided by the current taxable value.[39] The Foregone Revenue Amount for each year is equal to that year's adopted tax rate subtracted from that year's voter-approval tax rate adjusted to remove the unused increment rate multiplied by that year's current total value.[40]

The difference between the adopted tax rate and adjusted voter-approval tax rate is considered zero in the following scenarios:

- a tax year in which a taxing unit affected by a disaster declaration calculates the tax rate under Tax Code Section 26.042;[41]
- a tax year in which the municipality is a defunding municipality, as defined by Tax Code Section 26.0501(a);[42] or
- after Jan. 1, 2022, a tax year in which the comptroller determines that the county implemented a budget reduction or reallocation described by Local Government Code Section 120.002(a) without the required voter approval.[43]

This section should only be completed by a taxing unit that does not meet the definition of a special taxing unit.[44]

Line	Unused Increment Rate Worksheet	Amount/Rate
63.	**Year 3 Foregone Revenue Amount. Subtract the 2023 unused increment rate and 2023 actual tax rate from the 2023 voter-approval tax rate. Multiply the result by the 2023 current total value**	
	A. Voter-approval tax rate (Line 67)	$ 0.4749 /$100
	B. Unused increment rate (Line 66)	$ 0.0509 /$100
	C. Subtract B from A	$ 0.4240 /$100
	D. Adopted Tax Rate	$ 0.4526 /$100
	E. Subtract D from C	$ -0.0286 /$100
	F. 2023 Total Taxable Value (Line 60)	$ 2,531,363,102
	G. Multiply E by F and divide the results by $100. If the number is less than zero, enter zero.	$ 0
64.	**Year 2 Foregone Revenue Amount. Subtract the 2022 unused increment rate and 2022 actual tax rate from the 2022 voter-approval tax rate. Multiply the result by the 2022 current total value**	
	A. Voter-approval tax rate (Line 67)	$ 0.5455 /$100
	B. Unused increment rate (Line 66)	$ 0.0000 /$100
	C. Subtract B from A	$ 0.5455 /$100
	D. Adopted Tax Rate	$ 0.5288 /$100
	E. Subtract D from C	$ 0.0167 /$100
	F. 2022 Total Taxable Value (Line 60)	$ 2,011,831,140
	G. Multiply E by F and divide the results by $100. If the number is less than zero, enter zero.	$ 335,975
65.	**Year 1 Foregone Revenue Amount. Subtract the 2021 unused increment rate and 2021 actual tax rate from the 2021 voter-approval tax rate. Multiply the result by the 2021 current total value**	
	A. Voter-approval tax rate (Line 67)	$ 0.6342 /$100
	B. Unused increment rate (Line 66)	$ 0.0000 /$100
	C. Subtract B from A	$ 0.6342 /$100
	D. Adopted Tax Rate	$ 0.6120 /$100
	E. Subtract D from C	$ 0.0222 /$100
	F. 2021 Total Taxable Value (Line 60)	$ 1,725,868,101
	G. Multiply E by F and divide the results by $100. If the number is less than zero, enter zero.	$ 383,142
66.	**Total Foregone Revenue Amount.** Add Lines 63G, 64G and 65G	$ 719,117 /$100
67.	**2024 Unused Increment Rate.** Divide Line 66 by Line 21 of the *No-New-Revenue Rate Worksheet*. Multiply the result by 100	$ 0.0273 /$100
68.	**Total 2024 voter-approval tax rate, including the unused increment rate.** Add Line 67 to one of the following lines (as applicable): Line 49, Line 50 (counties), Line 58 (taxing units with additional sales tax) or Line 62 (taxing units with pollution)	$ 0.4949 /$100

[39] Tex. Tax Code §26.013(b)
[40] Tex. Tax Code §26.013(a)(1-a), (1-b), and (2)
[41] Tex. Tax Code §§26.04(c)(2)(A) and 26.042(a)
[42] Tex. Tax Code §§26.0501(a) and (c)
[43] Tex. Local Gov't Code §120.007(d)
[44] Tex. Local Gov't Code §120.007(d)

SECTION 6: De Minimis Rate

The de minimis rate is the rate equal to the sum of the no-new-revenue maintenance and operations rate, the rate that will raise $500,000, and the current debt rate for a taxing unit.[44]

This section should only be completed by a taxing unit that is a municipality of less than 30,000 or a taxing unit that does not meet the definition of a special taxing unit.[45]

Line	De Minimis Rate Worksheet	Amount/Rate
69.	**Adjusted current year NNR M&O tax rate.** Enter the rate from Line 39 of the *Voter-Approval Tax Rate Worksheet.*	$ 0.2966 /$100
70.	**Current year total taxable value.** Enter the amount on Line 21 of the *No-New-Revenue Tax Rate Worksheet.*	$ 2,631,112,128
71.	**Rate necessary to impose $500,000 in taxes.** Divide $500,000 by Line 70 and multiply by $100.	$ 0.0190 /$100
72.	**Current year debt rate.** Enter the rate from Line 48 of the *Voter-Approval Tax Rate Worksheet.*	$ 0.1479 /$100
73.	**De minimis rate.** Add Lines 69, 71 and 72.	$ 0.4635 /$100

SECTION 7: Voter-Approval Tax Rate Adjustment for Emergency Revenue Rate

In the tax year after the end of the disaster calculation time period detailed in Tax Code Section 26.042(a), a taxing unit that calculated its voter-approval tax rate in the manner provided for a special taxing unit due to a disaster must calculate its emergency revenue rate and reduce its voter-approval tax rate for that year.[46]

Similarly, if a taxing unit adopted a tax rate that exceeded its voter-approval tax rate, calculated normally, without holding an election to respond to a disaster, as allowed by Tax Code Section 26.042(d), in the prior year, it must also reduce its voter-approval tax rate for the current tax year.[47]

This section will apply to a taxing unit other than a special taxing unit that:

- directed the designated officer or employee to calculate the voter-approval tax rate of the taxing unit in the manner provided for a special taxing unit in the prior year; and
- the current year is the first tax year in which the total taxable value of property taxable by the taxing unit as shown on the appraisal roll for the taxing unit submitted by the assessor for the taxing unit to the governing body exceeds the total taxable value of property taxable by the taxing unit on January 1 of the tax year in which the disaster occurred or the disaster occurred four years ago.This section will apply to a taxing unit in a disaster area that adopted a tax rate greater than its voter-approval tax rate without holding an election in the prior year.

Note: This section does not apply if a taxing unit is continuing to calculate its voter-approval tax rate in the manner provided for a special taxing unit because it is still within the disaster calculation time period detailed in Tax Code Section 26.042(a) because it has not met the conditions in Tax Code Section 26.042(a)(1) or (2).

Line	Emergency Revenue Rate Worksheet	Amount/Rate
74.	**2023 adopted tax rate.** Enter the rate in Line 4 of the *No-New-Revenue Tax Rate Worksheet.*	$ 0.4526 /$100
75.	**Adjusted 2023 voter-approval tax rate.** Use the taxing unit's Tax Rate Calculation Worksheets from the prior year(s) to complete this line. If a disaster occurred in 2023 and the taxing unit calculated its 2023 voter-approval tax rate using a multiplier of 1.08 on Disaster Line 41 (D41) of the 2023 worksheet due to a disaster, complete the applicable sections or lines of *Form 50-856-a, Adjusted Voter-Approval Tax Rate for Taxing Units in Disaster Area Calculation Worksheet.* **- or -** If a disaster occurred prior to 2023 for which the taxing unit continued to calculate its voter-approval tax rate using a multiplier of 1.08 on Disaster Line 41 (D41) in 2023, complete form 50-856-a, *Adjusted Voter-Approval Tax Rate for Taxing Units in Disaster Area Calculation Worksheet* to recalculate the voter-approval tax rate the taxing unit would have calculated in 2023 if it had generated revenue based on an adopted tax rate using a multiplier of 1.035 in the years following the disaster.[50] Enter the final adjusted 2023 voter-approval tax rate from the worksheet. **- or -** If the taxing unit adopted a tax rate above the 2023 voter-approval tax rate without calculating a disaster tax rate or holding an election due to a disaster, no recalculation is necessary. Enter the voter-approval tax rate from the prior year's worksheet.	$ 0.0000 /$100
76.	**Increase in 2023 tax rate due to disaster.** Subtract Line 75 from Line 74.	$ 0.0000 /$100
77.	**Adjusted 2023 taxable value.** Enter the amount in Line 14 of the *No-New-Revenue Tax Rate Worksheet.*	$
78.	**Emergency revenue.** Multiply Line 76 by Line 77 and divide by $100.	$
79.	**Adjusted 2023 taxable value.** Enter the amount in Line 25 of the *No-New-Revenue Tax Rate Worksheet.*	$
80.	**Emergency revenue rate.** Divide Line 78 by Line 79 and multiply by $100.[51]	$ 0.0000 /$100

[45] Tex. Tax Code §26.04(c)(2)(B)
[46] Tex. Tax Code §26.012(8-a)
[47] Tex. Tax Code §26.063(a)(1)
[48] Tex. Tax Code §26.042(b)
[49] Tex. Tax Code §26.042(f)
[50] Tex. Tax Code §26.042(c)
[51] Tex. Tax Code §26.042(b)

Line	Emergency Revenue Rate Worksheet	Amount/Rate
81.	**Current year voter-approval tax rate, adjusted for emergency revenue.** Subtract Line 80 from one of the following lines (as applicable): Line 49, Line D49 (disaster), Line 50 (counties), Line 58 (taxing units with the additional sales tax), Line 62 (taxing units with pollution control) or Line 68 (taxing units with the unused increment rate).	$ 0.4949 /$100

SECTION 8: Total Tax Rate

Indicate the applicable total tax rates as calculated above.

No-new-revenue tax rate. ..... $ 0.4310 /$100
As applicable, enter the current year NNR tax rate from: Line 26, Line 27 (counties), or Line 56 (adjusted for sales tax).
Indicate the line number used: 26

Voter-approval tax rate ..... $ 0.4949 /$100
As applicable, enter the current year voter-approval tax rate from: Line 49, Line D49 (disaster), Line 50 (counties), Line 58 (adjusted for sales tax), Line 62 (adjusted for pollution control), Line 68 (adjusted for unused increment), or Line 81 (adjusted for emergency revenue).
Indicate the line number used: 68

De minimis rate. ..... $ 0.4635 /$100
If applicable, enter the current year de minimis rate from Line 73.

SECTION 9: Taxing Unit Representative Name and Signature

Enter the name of the person preparing the tax rate as authorized by the governing body of the taxing unit. By signing below, you certify that you are the designated officer or employee of the taxing unit and have accurately calculated the tax rates using values that are the same as the values shown in the taxing unit's certified appraisal roll or certified estimate of taxable value, in accordance with requirements in the Tax Code.[52]

print here ▶ MIKE DOWD
Printed Name of Taxing Unit Representative

sign here ▶ Mike Dowd
Taxing Unit Representative

8-2-2024
Date

[52] Tex. Tax Code §§26.04(c-2) and (d-2)

CITY OF CORSICANA

ANALYSIS OF VALUES AND PROPERTY TAXES

TAX INCREMENT FINANCING (T.I.F.) ZONE NUMBER 2

PREPARED FOR YEAR ENDING SEPTEMBER 30, 2024

TO BE PAID IN FY 2025

INCREASES IN T.I.F. ZONE #2 VALUES

Base Year T.I.F. District Property Values - TIF #2		$ 2,146,920
	TIF Zone Current Tax Year	
	Year	**Amount**
T.I.F. #2 District Property Values - Current Year	2024	$ 22,719,350
Net Increase in Property Values in T.I.F. Zone #2 - Current Year		$ 20,572,430

AMOUNT TO DEDUCT FOR CAPTURED APPRAISED VALUE

History-to-Date Captured Property Values Within T.I.F. Zone #2:	**Thru Year**	
	2019	$ -
	2020	$ 2,534,410
	2021	$ 2,549,370
	2022	$ 10,562,320
	2023	$ 22,719,350
	2024	$ -

Incremental Increase - Captured Property Value - T.I.F. Zone #2 Fund Last Year:	**Year**	**Amount**
	2019	$ -
	2020	$ 387,490
	2021	$ 14,960
	2022	$ 8,012,950
	2023	$ 12,157,030
	2024	$ (22,719,350)
Cumulative Captured Property Values in T.I.F. Zone #2 Prior to:	2023	$ 20,572,430

		Deduction for Tax Year 2021
Amount Reportable on ETR Worksheet:	*	$ 20,572,430

AMOUNT TO BE TRANSFERRED TO T.I.F. #2 FUND - BY TAXING ENTITY AT 50% PER ORDINANCE DTD 2/25/2019

	City	**County ****	**School District**	**Navarro College**
Current Year Tax Rates:	0.3098	0.4879	N/A	0.0960
Property Taxes to be Paid - T.I.F. Fund #2- Fiscal Year 2022:	$ 31,866.69	$ 50,186.44	$ -	$ 9,874.77

Estimated Combined Total Revenue to TIF #2-Fiscal Year 2022 $ 91,927.90

* Amount of Current Year's Captured Value in T.I.F. Zone #2

*** County's Tax Rate Excludes Flood Zone*

CITY OF CORSICANA

ANALYSIS OF VALUES AND PROPERTY TAXES

TAX INCREMENT FINANCING (T.I.F.) ZONE NUMBER 3

PREPARED FOR YEAR ENDING SEPTEMBER 30, 2024

TO BE PAID IN FY 2025

INCREASES IN T.I.F. ZONE #3 VALUES

Base Year T.I.F. District Property Values - TIF #3		$ 3,057,290
	TIF Zone Current Tax Year	
	Year	**Amount**
T.I.F. #3 District Property Values - Current Year	2025	$ 4,000,000
Net Increase in Property Values in T.I.F. Zone #3 - Current Year		$ 942,710

AMOUNT TO DEDUCT FOR CAPTURED APPRAISED VALUE

History-to-Date Captured Property Values Within T.I.F. Zone #3:	**Thru Year**	
	2025	$ -
	2026	$ -
	2027	$ -
	2025	$ -
	2025	$ -

Incremental Increase - Captured Property Value - T.I.F. Zone #3 Fund Last Year:	**Year**	**Amount**
	2025	$ -
	2026	$ -
	2027	$ -
	2025	$ -
	2025	$ -
Cumulative Captured Property Values in T.I.F. Zone #3 Prior to:	2024	$ -

		Deduction for Tax Year 2024
Amount Reportable on ETR Worksheet:	*	$ -

AMOUNT TO BE TRANSFERRED TO T.I.F. #3 FUND - BY TAXING ENTITY AT 100% PER ORDINANCE DTD xxxxxxx

	City	**County ****	**School District**	**Navarro College**
Current Year Tax Rates:	0.3098	0.4879	N/A	0.0960
Property Taxes to be Paid - T.I.F. Fund #3- Fiscal Year 2025:	$ -	$ -	$ -	$ -

Estimated Combined Total Revenue to TIF #3-Fiscal Year 2025 $ -

* Amount of Current Year's Captured Value in T.I.F. Zone #3

*** County's Tax Rate Excludes Flood Zone*

CITY OF CORSICANA

Computation Schedule
Utility Fund Transfers To General Fund

for Fiscal Year 2025

Utility Fund - Gross Receipts Tax Calculation

		Utility Fund
Budgeted Gross Receipts		$ 22,441,960
Tax Percentage (.03)		3.00%
Gross Receipts Tax Revenue		**$ 673,259**
	Actual Amount Budgeted	$ 673,259

Reimbursement - Utility Fund

			Utility Operating Fund		
			Departmental Budget 2025	Calc. Percentage	Reimbursement Transfer To General Fd
General Fund Departments:					
010	City Council		$ 31,700	30.00%	$ 9,510
020	Administration		$ 489,526	30.00%	146,858
030	Legal		144,381	15.00%	21,657
050	Human Resources	(62.1 employees)	159,444	22.50%	35,875
080	Finance		766,511	35.00%	268,279
120	Fire Department	Hydrant maintenance	7,096,321	$18.95/hr.	16,000
310	Information Technology		438,239	40.00%	175,296
320	Engineering		492,099	40.00%	196,840
330	Street Department		3,047,017	15.00%	457,053
510	K-Wolens B I C	Records storage	62,750	5.00%	3,138
530	Maintenance Service Center		362,675	30.00%	108,803
					$ 1,439,306
		Actual Amount Budgeted			$ 1,439,306

CITY OF CORSICANA

Computation Schedule
Sanitation Fund Transfers To General Fund

for Fiscal Year 2025

Sanitation Fund - Gross Receipts Tax Calculation

	Sanitation Fund
Budgeted Gross Receipts	$ 7,384,050
Tax Percentage (.03)	3.00%
Gross Receipts Tax Revenue	**$ 221,522**

Actual Amount Budgeted 221,522

Reimbursement - Sanitation Fund

			Sanitation Operating Fund		
			Departmental Budget 2025	Calc. Percentage	Reimbursement Transfer To General Fd
General Fund Departments:					
010	City Council		$ 31,700	4.00%	$ 1,268
020	Administration		$ 489,526	10.00%	48,953
030	Legal		144,381	3.00%	4,331
050	Human Resources	(14.9 employees)	159,444	5.40%	8,608
080	Finance		766,511	15.00%	114,977
310	Information Technology		438,239	10.00%	43,824
320	Engineering		492,099	20.00%	98,420
330	Street Department	Road destruction, Republic	3,047,017	20.00%	609,403
510	K-Wolens B I C	Records storage	62,750	2.00%	1,255
530	Maintenance Service Center		362,675	5.00%	18,134
			$ 575,423		**$ 950,427**

Actual Amount Budgeted $ 950,427

CONTRACT SERVICES - REQUESTS FOR 2025

	ACCOUNT TITLE	ACCOUNT NUMBER	ACTUAL 2011	ACTUAL 2012	ACTUAL 2013	ACTUAL 2014	ACTUAL 2015	ACTUAL 2016	ACTUAL 2017	ACTUAL 2018	ACTUAL 2019	ACTUAL 2020	ACTUAL 2021	ACTUAL 2022	ACTUAL 2023	ACTUAL 2024	APPROVED 2025
General Operating Fund																	
#1	Corsicana Industrial Foundation	100-55310-910-00	15,000	15,000	15,000	5,000	5,000	5,000	5,000	5,000	5,000	5,000	5,000	5,000	5,000	5,000	-
#2	Community Services/Magnet*	100-55320-910-00	5,000	5,000	5,000	3,500	3,500	4,000	4,000	1,500	1,500	1,500	3,000	1,500	1,500	1,500	5,000
#3	Lakes Regional Community Ctr (MHMR)	100-55330-910-00	5,500	5,500	5,500	3,500	3,500	4,000	4,000	4,000	4,000	4,000	4,000	4,000	4,000	4,000	4,000
#4	Corsicana Emergency Corp.	100-55340-910-00	3,000	3,000	3,000	3,000	3,000	3,000	4,000	3,000	3,000	3,000	2,000	2,000	-	-	-
#5	Weather Radar Warning System, Inc.	100-55350-910-00	1,500	2,000	2,000	5,000	5,000	5,000	5,000	5,000	5,000	5,000	5,000	5,000	5,000	5,000	5,000
#6	Navarro Cnty Meals on Wheels/Sr. Connect*	100-55510-910-00	1,500	1,500	2,000	2,000	2,000	3,000	3,000	3,000	3,000	-	-	3,000	3,000	3,000	4,500
#7	Contribution-Health Services	100-57385-220-00	33,000	34,650	39,000	42,000	42,000	42,000	42,000	44,000	46,000	48,000	55,000	55,000	55,000	-	40,000
#17	Nav Cnty Ambulatory Care Assos	100-57389-220-00	-	-	-	-	-	-	-	-	-	-	-	-	-	60,000	20,000
	Total General Operating Fund		64,500	66,650	71,500	64,000	64,000	66,000	67,000	65,500	67,500	66,500	74,000	75,500	73,500	78,500	78,500
Hotel/Motel Occupancy Tax Fund																	
#8	Navarro County Exposition	201-55430-100-00	1,000	2,500	2,500	2,500	2,500	2,500	2,500	2,500	2,000	2,000	2,000	2,000	2,000	4,000	4,000
#9	Derrick Days	201-55435-100-00	1,000	2,000	3,000	3,000	3,000	3,000	3,000	3,000	3,500	3,000	3,000	3,000	3,000	3,000	3,000
#10	Christmas at Bunert Park	201-55440-100-00	-	-	-	-	-	5,000	-	-	-	-	-	-	-	-	-
#11	Festival of Lights, Inc.	201-55440-100-00	1,500	5,000	6,000	5,000	5,000	-	-	500	-	-	-	-	-	-	-
#12	Pioneer Village - Reimb Gate Fees	201-55280-100-00	5,000	5,000	5,000	4,500	4,500	5,000	5,000	5,000	5,000	5,000	5,000	5,000	5,000	5,000	5,000
#13	Palace Theatre	201-55280-100-00	2,000	6,000	6,000	6,000	6,000	6,000	6,000	6,000	6,000	6,000	6,000	6,000	6,000	6,000	6,000
#14	Freedom Field	201-55280-100-00	1,000	3,000	2,500	2,500	2,500	2,500	2,500	2,500	2,500	2,500	2,500	2,500	2,500	2,500	2,500
#15	Fireworks Display	100-59205-910-00													30,000	30,000	30,000
	Fireworks Display	205-48325-000-00	11,000	12,000	12,000	13,000	13,000	11,250	5,000	20,000	15,000	15,000	15,000	15,000	-	-	-
	Total Hotel/Motel Occupancy Tax Fund		22,500	35,500	37,000	36,500	36,500	35,250	24,000	39,500	34,000	33,500	33,500	33,500	48,500	50,500	50,500
Court-Child Safety Fund																	
#16	Child Advocates of Navarro County	247-55450-910-00	2,500	1,500	1,200	1,200	1,200	2,000	2,500	2,500	1,600	500	-	-			-
		100-55450-910-00	-	-	-	-	-	-	-	-	900	2,000	2,500	2,500	2,500	2,500	2,500
	Total Court-Child Safety Fund		2,500	1,500	1,200	1,200	1,200	2,000	2,500	2,500	2,500	2,500	2,500	2,500	2,500	2,500	2,500
Total Contracted Services			87,000	102,150	108,500	100,500	100,500	101,250	91,000	105,000	102,400	102,000	110,000	111,500	124,500	131,500	131,500

City of Corsicana

CAPITAL AND PROJECT REQUESTS

All Funds/Departments

Fiscal Year Ending September 30, 2025

FUND	DEPT	PRIORITY NUMBER	ITEM REQUEST	# OF ITEMS	PRICE PER ITEM	TOTAL OF REQUEST	NOT RECOM-MENDED	* * * RECOMMENDED * * * FUNDED BY CASH	FUNDED BY FINANCING	TOTAL RECOMMENDED	ACCT CODE	# YEARS TO FINANCE	PAYING FUND
GENERAL FUND 100													
100	**110**	**Police**											
		1-A	2 Lease Cars $700 per month per vehicle = $1,400 x 12 months = per year lease	2	8,400	16,800	8,400	16,800	-	16,800	52270		
		1-B	3 Police Chevrolet Tahoes	3	60,000	180,000	60,000	120,000	-	120,000	58865		
		1-C	3 Radar Units	3	1,700	5,100	1,700	3,400	-	3,400	58865		
		1-D	2 Sets Standard Equip. for vehicles (push bumper, consoles, partitions, overhead lights, pillar lights, surface lights, docking station, cargo box, dual gun rack)	3	25,000	75,000	25,000	50,000	-	50,000	58865		
		1-E	2 Laptops for Units	3	2,200	6,500	2,200	4,400	-	4,400	58865		
		1-F	Labor for Installation of Equipment	3	3,500	10,500	3,500	7,000	-	7,000	55010		
		3	Repeater System	1	20,000	20,000	-	20,000	-	20,000	58850		
		2	WatchGuard Body Cameras	3	7,979	23,937	7,979	15,958	-	15,958	58865		
			****Total Police*			337,837	108,779	237,558	-	237,558			
100	**120**	**Fire**											
		1	Wildland Brush Truck on F450 or F-550 Chassis	1	236,500	236,500	236,500	-	-	-	58865		
		2	Communications Speakers/Amplifiers Sta. 2, 3, 4	3	5,212	15,636	15,636	-	-	-	58865		
		3-A	Replace Roof/Gutters Sta 2	1	23,500	23,500	23,500	-	-	-	55100		
		3-B	Replace Roof/Gutters Sta 3	1	19,000	19,000	19,000	-	-	-	52060		
		3-C	Add Leaf Guards to Existing Gutters Sta 1	1	4,520	4,520	4,520	-	-	-	52065		
		4-A	Staff Vehicle Tahoe	1	57,392	57,392		57,392	-	57,392	58865		
		4-B	All Equipment for Tahoe	1	9,500	9,500		9,500	-	9,500	58865		
		5	3 Overhead Door/Concrete / Dairy Barn	1	25,861	25,861	25,861	-	-	-	52050		
		6	4 10th Generation iPads with Cellular	4	715	2,861	-	715	-	715	52050		
		7-A	1.75" Combat Ready Fire Hose	18	311	5,597	-	311	-	-	52041		
		7-B	2" Combat Ready Fire Hose	8	511	4,090	-	511	-	-	52045		
		7-C	1.75" Nozzle Body	3	935	2,805	-	935	-	-	52045		
		7-D	2.5" Nozzle Body	4	1,191	4,765	-	1,191	-	-	52045		
		7-E	Chief XD Nozzle Tip	3	1,055	3,165	-	1,055	-	-	52045		
		7-F	XC Smooth Bore Nozzle	4	344	1,375	-	344	-	-	52045		
		8-A	Tools/Equip Engine 5:Penthon Combitool/Rescue Tool	1	17,831	17,831	17,831	-	-	-	52045		
		8-B	Tools/Equip Engine 5:4 Gas detector with Charger	1	1,062	1,062	1,062	-	-	-	52045		
		8-C	Tools/Equip Engine 5:K-12 Saw Spare Blade	1	2,458	2,458	2,458	-	-	-	52045		
		8-D	Tools/Equip Engine 5:Fire Pro Thermal Imager/Mount	1	1,086	1,086	1,086	-	-	-	52045		
		8-E	Stihl Chainsaw	1	1,440	1,440	1,440	1,440	-	-	52045		
		8-F	Tools/Equip Engine 5:Tempest Positive Pressure Fan	1	6,241	6,241	6,241	-	-	-	52045		

City of Corsicana

CAPITAL AND PROJECT REQUESTS

All Funds/Departments

Fiscal Year Ending September 30, 2025

FUND	DEPT	PRIORITY NUMBER	ITEM REQUEST	# OF ITEMS	PRICE PER ITEM	TOTAL OF REQUEST	NOT RECOM-MENDED	* * * RECOMMENDED * * * FUNDED BY CASH	FUNDED BY FINANCING	TOTAL RECOMMENDED	ACCT CODE	# YEARS TO FINANCE	PAYING FUND
		9	Quint-W/107' Ladder	1	1,757,535	1,757,535	1,757,535	-	-	-	58565		
		10	Fire Engine Pumper	1	1,089,426	1,089,426	1,089,426	-	-	-	58565		
			****Total Fire*			3,293,647	3,202,097	73,395	-	67,607			
100	**330**	**Streets**											
		1	Traffic Control/Enforcement & Signal Controller	2	20,000	40,000	-	40,000	-	40,000	58910		
		2	Tandem Axle Dump Truck Replacement	1	215,000	215,000	215,000	-	-	-			
		3	Hydraulic Dampened Tilt Equip Trailer	1	20,000	20,000	-	20,000	-	20,000	58865		
			****Total Streets*			275,000	215,000	60,000	-	60,000			
100	**530**	**Service Center**											
		1	Rotary Lift 4-Post 1800 Lbs	1	35,000	35,000	-	35,000	-	35,000	58995		
			****Total Service Center*			35,000	-	35,000	-	35,000			
100	**410**	**Parks and Recreation**											
		1	IOOF Park Jogging Trail	1	83,160	83,160	83,160	-	-	-			
		2	Pentair Sand Filter, Silica Sand/Gravel for Comm Park	1	3,371	3,371	-	3,371	-	3,371	54450		
		3	Jester Park Restroom Renovation	1	21,450	21,450	21,450	-	-	-			
		4	Beebe Complex Privacy Fencing	1	29,150	29,150	29,150	-	-	-			
		5	Beebe Complex Sprinkler System	1	9,888	72,700	72,700	-	-	-			
			****Total Parks and Recreation*			209,831	206,460	3,371	-	3,371			
100	**420**	**Lakes and Grounds**											
		1	RV Site Conversion	1	9,957	9,957	-	9,957	-	-	58670		
		2	Fishng Pier Lumber Replacement	1	11,850	11,850	-	11,850	-	-	55680		
		3	Soccer Field Dugouts (2)	1	6,695	6,695	-	6,695	-	-	58670		
		4	Septic System	1	40,000	40,000	-	40,000	-	-	58670		
			****Total Lakes and Grounds*			68,502	-	68,502	-	-			
100	**430**	**Sr. Activity Center**											
		1	HVAC Split System-two 4-Ton Units/Furnace	1	13,763	13,763	13,763	-	-	-			
			****Total Sr. Activity Center*			13,763	13,763	-	-	-			
100	**450**	**Swimming Pool**											
		1	Bunert Pool Replace Pump	1	3,738	3,738	-	3,738	-	3,738	54330		
			****Total Swimming Pool*			3,738	-	3,738	-	3,738			

City of Corsicana

CAPITAL AND PROJECT REQUESTS

All Funds/Departments

Fiscal Year Ending September 30, 2025

FUND	DEPT	PRIORITY NUMBER	ITEM REQUEST	# OF ITEMS	PRICE PER ITEM	TOTAL OF REQUEST	NOT RECOM-MENDED	* * * RECOMMENDED * * * FUNDED BY CASH	FUNDED BY FINANCING	TOTAL RECOMMENDED	ACCT CODE	# YEARS TO FINANCE	PAYING FUND
100	**540**	**Municipal Buildings**											
		1	Gov't Ctr Storage Bldg, Concrete	1	7,350	7,350	-	7,350	-	7,350	58280		
		2	Temple Beth-El Restoration	1	35,000	35,000	-	35,000	-	35,000	59205		
		3	Paint CPD Dispatch, Lobby, Etc - Carpet	1	9,140	9,140	9,140	-	-	-			
		4	Gov't Ctr Roof Replacement and Warranty	1	319,842	319,842	319,842	-	-	-			
		5	P&Z Asbestos Removal, Paint, Repairs, Carpet	1	52,500	52,500	52,500	-	-	-			
			****Total Municipal Buildings*			423,832	381,482	42,350	-	42,350			
			TOTAL GENERAL FUND			4,661,150	4,127,581	523,914	-	449,624			
SPECIAL REVENUE FUNDS													
201	**200**	**Pioneer Village**											
		1	Entryway Enhancement	1	35,000	35,000	-	35,000	-	35,000	58280		
		2	7' Wood Privacy Fend/Pass thru Gate	1	14,000	14,000	14,000	-	-	-			
			****Total Pioneer Village*			49,000	14,000	35,000	-	35,000			
201	**300**	**Main Street**											
		1	Holiday Decorations-Visitor Center	1	5,000	5,000	-	5,000	-	5,000	52400		
			****Total Main Street*			5,000	-	5,000	-	5,000			
201	**290**	**CVB**											
		1	Visitor Center Enhancements	1	19,330	19,330	-	19,330	-	19,330	58280		
		2	Digital Billboard (maybe split)	1	550,000	550,000	-	-	550,000	550,000			
		3	City Rebrand Campaign	1	100,000	100,000	-	100,000	-	100,000	55221		
			****Total CVB*		669,330	669,330	-	119,330	550,000	669,330			
244	**110**	**Rules of Road**											
		3-A	Police Chevrolet Tahoe	1	60,000	60,000	-	60,000	-	60,000	58865		
		3-B	Radar Unit	1	1,700	1,700	-	1,700	-	1,700	58865		
		3-C	Standard Equipment for vehicle	1	25,000	25,000	-	25,000	-	25,000	58865		
		3-D	Laptop for Unit	1	2,200	2,200		2,200	-	2,200	58865		
		3-E	Labor for installation of all equipment	1	3,500	3,500	-	3,500	-	3,500	55010		
			****Total Rules of Road Fund*		92,400	92,400	-	92,400	-	92,400			
			TOTAL SPECIAL REVENUE FUNDS			815,730	14,000	251,730	550,000	801,730			

City of Corsicana

CAPITAL AND PROJECT REQUESTS

All Funds/Departments

Fiscal Year Ending September 30, 2025

FUND	DEPT	PRIORITY NUMBER	ITEM REQUEST	# OF ITEMS	PRICE PER ITEM	TOTAL OF REQUEST	NOT RECOM-MENDED	* * * RECOMMENDED * * * FUNDED BY CASH	FUNDED BY FINANCING	TOTAL RECOMMENDED	ACCT CODE	# YEARS TO FINANCE	PAYING FUND
UTILITY FUND 501													
501	**120**	**Sampling & Analysis**											
		1	5-Ton AC/Heat for Lab with Technicote	1	9,300	9,300		9,300	-	9,300	58990		
		2	Linko Pretreatment Software/Hosting/Support	1	10,781	10,781	-	10,781	-	10,781	52065		
			****Total Sampling & Analysis*			20,081	-	20,081	-	20,081			
501	**131**	**Overland Flow**											
		1	New 1/2 Ton Truck	1	32,000	32,000	-	32,000	-	32,000	58865		
			****Total Overland Flow*			32,000	-	32,000	-	32,000			
501	**132**	**Wastewater Reclamation Center**											
		1	#2 Thickened Sludge Pump	1	30,000	30,000	-	30,000	-	30,000	58995		
		2	Plant Utility Vehicle	1	23,000	23,000	-	23,000	-	23,000	58995		
			****Total Wastewater Reclamation*			53,000	-	53,000		53,000			
501	**133**	**Lift Stations**											
		1	Mobile Diesel Powered Generator	1	75,000	75,000	-	75,000	-	75,000	58910		
			****Total Lift Stations*			75,000	-	75,000	-	75,000			
501	**141**	**Navarro Mills Water Treatment Plant**											
		1	Sludge Rake Drive Design Upgrade	1	132,000	132,000	-	132,000	-	132,000	58995		
		2	New #1 High Service Motor- Pump Replacement	1	50,000	50,000	-	50,000	-	50,000	58995		
			****Total Navarro Mills WTP*			182,000	-	182,000		182,000			
501	**200**	**Utility System Maintenance**											
		1	2025 Chev Silverado 6500 Reg Cab/Chassis	1	85,000	85,000	85,000	-	-	-			
		2	Additional Light Tower	1	15,000	15,000	-	15,000	-	15,000	58910		
			****Total Utility System Maintenance*			100,000	85,000	15,000	-	15,000			
			TOTAL UTILITY FUND 501			462,081	85,000	377,081	-	377,081			
SANITATION FUND 502													
502	**100**	**Landfill**											
		1	D-7 Dozer	1	915,000	915,000	-	915,000	-	915,000	58990		
			****Total Landfill*			915,000	-	915,000	-	915,000			
502	**300**	**Bulk Solid Waste**											
		1	Zero Turn Lawn Mower	1	28,000	28,000	-	28,000	-	28,000	58910		
			****Total BSW*			28,000	-	28,000	-	28,000			

City of Corsicana

CAPITAL AND PROJECT REQUESTS

All Funds/Departments

Fiscal Year Ending September 30, 2025

FUND	DEPT	PRIORITY NUMBER	ITEM REQUEST	# OF ITEMS	PRICE PER ITEM	TOTAL OF REQUEST	NOT RECOM-MENDED	* * * RECOMMENDED * * * FUNDED BY CASH	FUNDED BY FINANCING	TOTAL RECOMMENDED	ACCT CODE	# YEARS TO FINANCE	PAYING FUND
			TOTAL SANITATION FUND			943,000	-	943,000	-	943,000			
E M S F U N D 5 0 3 (EMERGENCY MEDICAL SERVICES)													
503	**125**	**E M S**											
		1	Frazer Ambulance-Full Replacement	1	296,125	296,125	-	-	296,125	-	58865		
		2	Frazer Ambulance-Replacement	1	296,125	296,125	-	-	296,125	-	58865		
			****Total EMS*			592,250	-	-	592,250	-			
			TOTAL E M S FUND			592,250	-	-	592,250	-			
			T O T A L A L L F U N D S			7,474,211	4,226,581	2,095,725	1,142,250	2,571,435			

ORDINANCE NO. 3178

AN ORDINANCE OF THE CITY COUNCIL OF THE CITY OF CORSICANA, TEXAS, APPROVING AND ADOPTING THE BUDGET EXPENDITURES FOR THE 2024-2025 FISCAL YEAR BEGINNING OCTOBER 1, 2024 AND TERMINATING SEPTEMBER 30, 2025; PROVIDING BUDGETARY APPROPRIATIONS FOR THE VARIOUS FUNDS OF THE CITY; AUTHORIZING THE CITY MANAGER TO MAKE ADJUSTMENTS WITHIN FUND APPROPRIATIONS; APPROVING EXPENDITURES FOR FISCAL YEAR 2024; AND ESTABLISHING AN EFFECTIVE DATE.

WHEREAS, the City Manager submitted a Proposed Budget for the City of Corsicana for the year beginning October 1, 2024, and ending September 30, 2025; and

WHEREAS, such Budget contains anticipated receipts and proposed expenditures of the City, a summary of the budget, and a budget message containing the need for the requested appropriations, in the form prescribed; and

WHEREAS, the Proposed Budget was made available for public inspection; and

WHEREAS, the budget expenditures for fiscal year 2025 are approved as set out in budget proposal; and

WHEREAS, following due notice, a public hearing was held on the Proposed Budget on September 9, 2024, at which time all interested persons were given an opportunity to be heard for or against the estimates or any item therein; and

WHEREAS, upon full consideration of the matter, Council made such changes to the Proposed Budget which in their judgement are warranted and in the best interests of the taxpayers of the City of Corsicana.

NOW, THEREFORE, BE IT ORDAINED by the City Council of the City of Corsicana, Texas:

Section 1. THE 2023-2024 BUDGET IS HEREBY AMENDED AS REVISED IN THE 2024-2025 BUDGET FINAL DOCUMENT SUBMITTED BY THE CITY MANAGER AND APPROVED BY THE CITY COUNCIL.

Section 2. The appropriation amounts of each of the following funds for the official budget of the City of Corsicana for the fiscal year beginning October 1, 2024 and ending September 30, 2025 are hereby authorized, approved and appropriated:

100/1000-General Operating Fund	$26,469,548
201/2001-Hotel/Motel Occupancy Fees Tax Fund	901,881
202/2002-Airport Operating Fund	688,095
203/2003-Cemetery Operating Fund	281,272
204/2004-Police Forfeitures Fund	22,300
205/2005-Parks Special Revenue Fund	105,300
206/2006-Parks Special Events Fund	3,850
208/2008-Library Special Revenue Fund	5,580
212/2012-Corsicana/Navarro County Economic Development Fund	242,778
214/2014-Police Special Revenue Fund	7,500
216/2016-Parks Summer Recreation Fund	10,000
217/2017-Community Support Services Special Revenue Fund	2,500
221/2021-Fire Special Revenue Fund	1,800
222/2022-Palace Theatre Fund	16,000
225/2025-Police LEOSE Fund	3,000
229/2029-Sr. Activity Center Facility Maintenance Fund	2,204
230/2030-TIF 1	0
231/2031-Court Technology Fund	19,000
232/2032-Court Building Security Fund	13,500
244/2044-Court Fines/Rules of the Road Fund	92,400
246/2046-Court Judicial Efficiency Fund	1,500
247/2047-Child Safety Fund	2,500
262/2062-Athletic Complex Construction Fund	0
287/2087-Local Truancy Prevention Fund	0
288/2088-Local Municipal Jury Fund	500
290/2090-Convention and Visitors Bureau	532,949
294/2094-Animal Services Special Rev Fund	5,000
295/2095-380 Agreement Retained Funds	0
296/2096-Fire Station Renovation Fund	72,881
297/2097-TIF Number 2	150,000
298/2098-Economic Development Recovery Fund	60,000
299/2099-Street Maintenance and Reconstruction Fund	1,452,000
343/3043-2018 G.O. Refunding and Improvement Fund	684,502
344/3044-2018 C.O. Bond Fund	913,425
348/3048-2020 Certificates of Obligation	715,953
349/3049-2020 Certificates of Obligation	0
350/3050-2020 Certificates of Obligation	0
356/3056-2022 Certificates of Obligation	6,000,000
357/3057-2022 Certificates of Obligation	6,362,159
362/3062-Animal Shelter Capital Project	0
812/2112-American Rescue Act Fund	0
409/4009-Sanitation Debt Service (Interest & Sinking) Fund	188,156
411/4011-G.O. Debt Service (Interest & Redemption) Fund	3,554,776
412/4012-Utility Debt Service (Interest & Sinking) Fund	3,524,060
501/5001-Utilities (Water/Wastewater) Operating Fund	20,679,840
502/5002-Sanitation Operating Fund	7,396,876
503/5003-EMS Operating Fund	1,111,913
Total	$82,297,498

Section 3. The City Manager is hereby authorized to make adjustments within fund appropriations and to make departmental transfers within a fund during the fiscal year in order to avoid the over-expenditure of a particular object code or department.

Section 4. A true and correct copy of the Official Budget is hereby directed to be filed in the office of the City Secretary, and said Official Budget is made a part of this Ordinance by reference as though fully copied herein.

Section 5. It is deemed by the City Council of the City of Corsicana, that this Ordinance shall go into immediate effect October 1, 2025 as approved, and adopted.

PASSED, APPROVED, and **ADOPTED** this the **9th** day of **September, 2024** at a regular meeting of the City Council of the City of Corsicana, Texas, with the following record vote:

Mike Fletcher, Mayor:	Aye
Will Jones, Council Member:	Aye
Shayla Johnson, Council Member:	Aye
Chris Woolsey, Council Member:	Absent
Jeff Smith, Mayor Pro Tem:	Aye

Michael Fletcher, Mayor

ATTEST:

Cathy McMullan, Acting Fin. Dir./City Secretary

APPROVED AS TO FORM:

Kerri Anderson Donica, City Attorney

CITY OF CORSICANA
OFFICE OF SECRETARY

ORDINANCE NO. 3179

AN ORDINANCE OF THE CITY COUNCIL OF THE CITY OF CORSICANA, TEXAS, TO RATIFY THE PROPERTY TAXES REFLECTED IN THE FISCAL YEAR 2025 ADOPTED BUDGET AND TO ACKNOWLEDGE THAT THE PROPOSED TAX RATE IS GREATER THAN LAST YEAR'S MAINTENANCE AND OPERATIONS TAX LEVY FOR THE 2024 TAX YEAR.

WHEREAS, a separate vote of the City Council of the City of Corsicana, Texas is required to ratify the adoption of the fiscal year 2024-2025 Budget for said period and appropriating and setting aside the necessary funds out of the fiscal year for the operation of the City, which is in addition to the vote to adopt the budget or a vote required to set the tax rate; and

WHEREAS, THIS TAX RATE WILL RAISE MORE TAXES FOR MAINTENANCE AND OPERATIONS THAN LAST YEAR'S TAX RATE. THE TAX RATE WILL EFFECTIVELY BE RAISED BY 9.32 PERCENT AND WILL RAISE TAXES FOR MAINTENANCE AND OPERATIONS ON A $100,000 HOME BY APPROXIMATELY $42.20.

WHEREAS, the proposed budget was posted on the City of Corsicana website.

NOW, THEREFORE, BE IT ORDAINED by the City Council of the City of Corsicana, Texas, that this ordinance be **passed, approved** and **adopted** this the **9th** day of **September, 2024,** at a regular meeting of the City Council of the City of Corsicana, Texas, with the following record vote:

Mike Fletcher, Mayor:	Aye
Will Jones, Council Member:	Aye
Shayla Johnson, Council Member:	Aye
Chris Woolsey, Council Member:	Absent
Jeff Smith, Mayor Pro Tem:	Aye

Michael Fletcher, Mayor

ATTEST:

Cathy McMullan, Acting Fin. Dir./City Secretary

APPROVED AS TO FORM:

Kerri Anderson Donica, City Attorney

CITY OF CORSICANA OFFICE OF SECRETARY

ORDINANCE NO. 3180

AN ORDINANCE OF THE CITY COUNCIL OF THE CITY OF CORSICANA, TEXAS, LEVYING A TAX RATE FOR AD VALOREM TAXES FOR THE USE AND SUPPORT OF THE MUNICIPAL GOVERNMENT FOR THE 2025 FISCAL YEAR; PROVIDING FOR REVENUES FOR THE PAYMENT OF CURRENT EXPENSES AND INTEREST AND SINKING FUND REQUIREMENTS; PROVIDING FOR A SAVINGS CLAUSE; AND PROVIDING FOR EFFECTIVE DATE.

WHEREAS, in accordance with the provisions of the laws of the State of Texas, the City Council has conducted a public hearing for the purpose of considering the Budget for the City of Corsicana, Texas; and

WHEREAS, the City Council has by ordinance adopted and ratified the property tax increase reflected in the budget for the 2024 fiscal year.

NOW, THEREFORE, BE IT ORDAINED by the City Council of the City of Corsicana, Texas:

Section 1. That there shall be and there is hereby levied and assessed for the fiscal year beginning October 1, 2024, and ending September 30, 2025, for the use and support of the municipal government of the City of Corsicana, Texas upon all property of every description subject to taxation by the City of Corsicana, Texas, on January 1, 2024, and not exempt by the constitution of the State of Texas and valid State laws, a tax of $0.4948 per one hundred ($100) dollars valuation of property, said tax being so levied and apportioned to the specific purposes here set forth:

1. For the maintenance and support of the general government (General Fund), $0.3469 on each one hundred ($100) dollars valuation of property; and,
2. For the Debt Service Fund (Interest and Sinking) $0.1479 on each one hundred ($100) dollars valuation of property.

Section 2. THE PROPOSED TAX RATE IS GREATER THAN THE NO-NEW-REVENUE TAX RATE. THIS MEANS THAT THE CITY OF CORSICANA IS PROPOSING TO INCREASE PROPERTY TAXES FOR THE 2024 TAX YEAR. THIS TAX RATE WILL RAISE MORE TAXES FOR MAINTENANCE AND OPERATIONS THAN LAST YEAR'S TAX RATE. (Statement required by Tax Code 26.05 (b) (1) (A)).

Section 3. THE TAX RATE WILL EFFECTIVELY BE RAISED BY 9.32 PERCENT AND WILL RAISE TAXES FOR MAINTENANCE AND OPERATIONS ON A $100,000 HOME BY APPROXIMATELY $42.20. (Statement required by Tax Code 26.05 (b) (1) (B)).

Section 4. It being deemed by the City Council that this ORDINANCE shall go into immediate effect after its passage and publication, according to law.

Section 5. Should any part of this Ordinance be declared invalid for any reason, that invalidity shall not affect the remainder of this Ordinance, and which remainder shall remain in full force and effect.

PASSED, APPROVED and **ADOPTED** this the **9th** day of **September, 2024,** at a regular meeting of the City Council of the City of Corsicana, Texas, with the following record vote:

Mike Fletcher, Mayor:	Aye
Will Jones, Council Member:	Aye
Shayla, Council Member:	Aye
Chris Woolsey, Council Member:	Absent
Jeff Smith, Mayor Pro Tem:	Aye

Michael Fletcher, Mayor

ATTEST:

Cathy McMullan, Acting Fin. Dir./City Secretary

CITY OF CORSICANA
OFFICE OF SECRETARY

APPROVED AS TO FORM:

Kerri Anderson Donica, City Attorney